

Aut.Int. Mugello 5.245 m

ACI Racing Weekend Mugello, 09-10 Ottobre 2021

Results Race 1

Laps 14 = 73,430 km - Avg 132,909 km/h - Race Time 33'08.940

No.	Driver	Nat	Entrant	Team	Car	Class	Laps	Time	Gap	Rel.	Fastest Lap
1	1 ARON Paul	EST	Prema Powerteam	Prema Powerteam	Formula Alpine		14	33'08.940		9	1'44.156
2	30 BELOV Michael	RUS	G4 Racing	G4 Racing	Formula Alpine		14	33'09.163	0.223	0.223	10 1'44.011
3	12 VIDALES David	ESP	Prema Powerteam	Prema Powerteam	Formula Alpine		14	33'10.534	1.594	1.371	6 1'44.682
4	8 ALATALO William	FIN	Arden	Arden	Formula Alpine		14	33'10.920	1.980	0.386	9 1'44.872
5	26 SAUCY Grégoire	CHE	ART Grand Prix	ART Grand Prix	Formula Alpine		14	33'11.783	2.843	0.863	6 1'44.843
6	85 BORTELETO Gabriel	BRA	FA Racing	FA Racing	Formula Alpine	R	14	33'12.206	3.266	0.423	9 1'45.005
7	35 DELLI GUANTI Pietro	ITA	Monolite Racing	Monolite Racing	Formula Alpine	R	14	33'12.826	3.886	0.620	10 1'44.872
8	11 PETECOF Gianluca	BRA	KIC Motorsport	KIC Motorsport	Formula Alpine		14	33'13.243	4.303	0.417	10 1'44.946
9	46 MINI Gabriele	ITA	ART Grand Prix	ART Grand Prix	Formula Alpine	R	14	33'13.572	4.632	0.329	10 1'44.993
10	27 HAVERKORT Kas	NED	MP Motorsport	MP Motorsport	Formula Alpine	R	14	33'13.928	4.988	0.356	10 1'44.816
11	22 MALONEY Zane	BAR	R-Ace GP	R-Ace GP	Formula Alpine		14	33'14.246	5.306	0.318	10 1'45.169
12	6 HADJAR Isack	FRA	R-Ace GP	R-Ace GP	Formula Alpine	R	14	33'14.300	5.360	0.054	10 1'45.169
13	33 COHEN Ido	ISR	JD Motorsport	JD Motorsport	Formula Alpine		14	33'15.007	6.067	0.707	10 1'45.332
14	21 QUINN Alex	GBR	Arden	Arden	Formula Alpine		14	33'15.190	6.250	0.183	10 1'45.292
15	96 GOETHE Oliver	DNK	MP Motorsport	MP Motorsport	Formula Alpine	R	14	33'15.794	6.854	0.604	10 1'45.312
16	5 PASMA Patrik	FIN	ART Grand Prix	ART Grand Prix	Formula Alpine		14	33'15.826	6.886	0.032	10 1'45.422
17	19 ROSSO Andrea	ITA	FA Racing	FA Racing	Formula Alpine	R	14	33'16.047	7.107	0.221	9 1'45.432
18	51 PIZZI Francesco	ITA	Van Amersfoort Racing	Van Amersfoort Racing	Formula Alpine	R	14	33'16.484	7.544	0.437	10 1'45.210
19	62 FLUXA Lorenzo	ESP	Van Amersfoort Racing	Van Amersfoort Racing	Formula Alpine		14	33'17.016	8.076	0.532	10 1'45.407
20	99 GARFIAS José	MEX	Monolite Racing	Monolite Racing	Formula Alpine	R	14	33'17.661	8.721	0.645	10 1'45.790
21	91 BARRICHELLO Eduardo	BRA	JD Motorsport	JD Motorsport	Formula Alpine	R	14	33'18.843	9.903	1.182	10 1'46.077
22	97 MEGUETOUNIF Sami	FRA	R-Ace GP	R-Ace GP	Formula Alpine	WC	14	33'19.562	10.622	0.719	10 1'45.970
23	10 DAVID Hadrien	FRA	R-Ace GP	R-Ace GP	Formula Alpine		14	33'19.899	10.959	0.337	10 1'45.450
24	16 SMITH Tommy	AUS	JD Motorsport	JD Motorsport	Formula Alpine		14	33'20.376	11.436	0.477	8 1'46.461
25	77 VAN'T HOFF Dilano	NED	MP Motorsport	MP Motorsport	Formula Alpine	WC	14	33'20.865	11.925	0.489	10 1'46.197
26	7 GNOS Axel	CHE	G4 Racing	G4 Racing	Formula Alpine	R	14	33'21.363	12.423	0.498	8 1'46.641
27	89 DEUKMEDJIAN Arias	USA	FA Racing	FA Racing	Formula Alpine	WC	14	33'21.881	12.941	0.518	10 1'46.711
28	25 BARDINON Alexandre	FRA	FA Racing	FA Racing	Formula Alpine		14	33'22.039	13.099	0.158	8 1'46.258
29	15 BUHLER Léna	CHE	R-Ace GP	R-Ace GP	Formula Alpine	R	14	33'22.657	13.717	0.618	6 1'46.837
30	14 MARINANGELI Nicola	ITA	Arden	Arden	Formula Alpine		14	33'32.566	23.626	9.909	10 1'45.860
----- Not Classified -----											
RET	41 PESCE Emidio	ITA	DR Formula	DR Formula	Formula Alpine		10	22'45.575	4 Laps	9	1'46.822
RET	2 GOHLER Nico	GER	KIC Motorsport	KIC Motorsport	Formula Alpine	R	10	22'45.642	4 Laps	10	1'46.345
RET	13 FERATI Jasin	CHE	KIC Motorsport	KIC Motorsport	Formula Alpine	R	6	15'37.505	8 Laps	6	1'47.088
RET	43 COLAPINTO Franco	ARG	MP Motorsport	MP Motorsport	Formula Alpine		0				
RET	64 BOYA Mari	ESP	Van Amersfoort Racing	Van Amersfoort Racing	Formula Alpine	R	0				
RET	17 BEGANOVIC Dino	SWE	Prema Powerteam	Prema Powerteam	Formula Alpine	R	0				

Starting: 36 Classified: 30 Not Classified: 0 Retired: 6 Not Started: 0

Fastest Lap N. 10 No. 30 Michael Belov Time 1'44.011 Avg. 181,538 Km/h

Humidity:	56%	AIR	16°C
Condition:	DRY	Track	21°C

Clerk of the Course : Antonio Canu

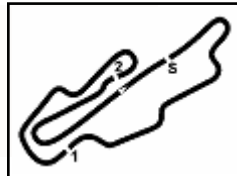
Race Director : Tamás Zettner Jr.

	Start	End
09/10/2021	14:59	15:33



Powered by FICR PERUGIA TIMING





Aut.Int. Mugello 5.245 m

ACI Racing Weekend Mugello, 09-10 Ottobre 2021

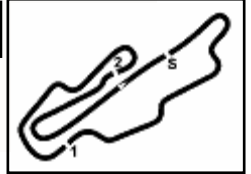
Lap Chart Race 1

	Lap													
	1	2	3	4	5	6	7	8	9	10	11	12	13	14
1	30	30	30	30	1	1	1	1	1	1	1	1	1	1
2	1	1	1	1	30	30	30	30	30	30	30	30	30	30
3	26	26	26	26	12	12	12	12	12	12	12	12	12	12
4	12	12	12	12	26	26	26	26	26	26	26	26	26	8
5	8	8	8	8	8	8	8	8	8	8	8	8	8	26
6	85	85	85	85	85	85	85	85	85	85	85	85	85	85
7	35	35	35	35	11	11	11	11	11	11	11	11	11	35
8	46	46	46	46	46	46	46	46	46	46	46	46	46	11
9	11	11	11	11	35	35	35	35	35	35	35	35	35	46
10	27	27	27	27	27	27	27	27	27	27	27	27	27	27
11	22	22	22	22	22	22	22	22	22	22	22	22	22	22
12	21	21	21	21	21	6	6	6	6	6	6	6	6	6
13	6	6	6	6	6	21	33	33	33	33	33	33	33	33
14	33	33	33	33	33	33	21	21	21	21	21	21	21	21
15	5	5	5	5	5	5	96	96	96	96	96	96	96	96
16	51	51	51	51	96	96	5	5	5	5	5	5	5	5
17	96	96	96	96	51	51	19	19	19	19	19	19	19	19
18	99	99	99	99	19	19	51	51	51	51	51	51	51	51
19	19	19	19	19	99	99	62	62	62	62	62	62	62	62
20	14	14	14	14	14	62	62	99	99	99	99	99	99	99
21	62	62	62	62	62	14	14	14	14	14	14	14	14	91
22	77	77	77	77	77	91	91	91	91	91	91	91	91	97
23	91	91	91	91	91	97	97	97	97	97	97	97	97	10
24	16	16	16	16	97	77	16	16	16	16	16	16	16	16
25	97	97	97	97	16	16	16	77	77	77	10	10	10	77
26	41	41	41	41	41	41	41	41	10	77	77	77	7	7
27	13	13	13	13	13	13	2	2	10	41	7	7	7	89
28	89	2	2	2	2	2	89	10	2	2	89	89	89	25
29	2	89	89	89	89	89	10	89	89	89	25	25	25	15
30	7	7	7	7	7	10	7	7	7	15	15	15	15	14
31	25	25	25	25	10	7	25	25	25	25				
32	15	15	15	15	25	25	15	15	15					
33	10	10	10	10	15	15								

Final Result

1	1 ARON P.	Laps 14
2	30 BELOV M.	0.223
3	12 VIDALES D.	1.594
4	8 ALATALO W.	1.980
5	26 SAUCY G.	2.843
6	85 BORTOLETO G.	3.266
7	35 DELLI GUANTI P.	3.886
8	11 PETECOF G.	4.303
9	46 MINI G.	4.632
10	27 HAVERKORT K.	4.988
11	22 MALONEY Z.	5.306
12	6 HADJAR I.	5.360
13	33 COHEN I.	6.067
14	21 QUINN A.	6.250
15	96 GOETHE O.	6.854
16	5 PASMA P.	6.886
17	19 ROSSO A.	7.107
18	51 PIZZI F.	7.544
19	62 FLUXA L.	8.076
20	99 GARFIAS J.	8.721
21	91 BARRICHELLO E.	9.903
22	97 MEGUETOUNIF S.	10.622
23	10 DAVID H.	10.959
24	16 SMITH T.	11.436
25	77 VAN'T HOFF D.	11.925
26	7 GNOS A.	12.423
27	89 DEUKMEDJIAN A.	12.941
28	25 BARDINON A.	13.099
29	15 BUHLER L.	13.717
30	14 MARINANGELI N.	23.626
RET	41 PESCE E.	4 Laps
RET	2 GOHLER N.	4 Laps
RET	13 FERATI J.	8 Laps
RET	17 BEGANOVIC D.	
RET	43 COLAPINTO F.	
RET	64 BOYA M.	





Aut.Int. Mugello 5.245 m

ACI Racing Weekend Mugello, 09-10 Ottobre 2021

Best Sector & Speed Race 1

RESULTS

Pos	Driver	Team	Laps
1	1 ARON Paul	Formula Alpine	14
2	30 BELOV Michael	Formula Alpine	0.223
3	12 VIDALES David	Formula Alpine	1.594
4	8 ALATALO William	Formula Alpine	1.980
5	26 SAUCY Grégoire	Formula Alpine	2.843
6	85 BORTOLETO Gabriel	Formula Alpine	3.266
7	35 DELLI GUANTI Pietro	Formula Alpine	3.886
8	11 PETECOF Gianluca	Formula Alpine	4.303
9	46 MINI Gabriele	Formula Alpine	4.632
10	27 HAVERKORT Kas	Formula Alpine	4.988
11	22 MALONEY Zane	Formula Alpine	5.306
12	6 HADJAR Isack	Formula Alpine	5.360
13	33 COHEN Ido	Formula Alpine	6.067
14	21 QUINN Alex	Formula Alpine	6.250
15	96 GOETHE Oliver	Formula Alpine	6.854
16	5 PASMA Patrik	Formula Alpine	6.886
17	19 ROSSO Andrea	Formula Alpine	7.107
18	51 PIZZI Francesco	Formula Alpine	7.544
19	62 FLUXA Lorenzo	Formula Alpine	8.076
20	99 GARFIAS José	Formula Alpine	8.721
21	91 BARRICHELLO Eduardo	Formula Alpine	9.903
22	97 MEGUETOUNIF Sami	Formula Alpine	10.622
23	10 DAVID Hadrien	Formula Alpine	10.959
24	16 SMITH Tommy	Formula Alpine	11.436
25	77 VAN'T HOFF Dilano	Formula Alpine	11.925
26	7 GNOS Axel	Formula Alpine	12.423
27	89 DEUKMEDJIAN Arias	Formula Alpine	12.941
28	25 BARDINON Alexandre	Formula Alpine	13.099
29	15 BUHLER Léna	Formula Alpine	13.717
30	14 MARINANGELI Nicola	Formula Alpine	23.626
RET	41 PESCE Emidio	Formula Alpine	4 Laps
RET	2 GOHLER Nico	Formula Alpine	4 Laps
RET	13 FERATI Jasjn	Formula Alpine	8 Laps
RET	17 BEGANOVIC Dino	Formula Alpine	
RET	43 COLAPINTO Franco	Formula Alpine	
RET	64 BOYA Mari	Formula Alpine	

SPEED

Pos	Driver	Team	Time
1	46 MINI Gabriele	Formula Alpine	247,7
2	2 GOHLER Nico	Formula Alpine	247,7
3	5 PASMA Patrik	Formula Alpine	247,1
4	35 DELLI GUANTI Pietro	Formula Alpine	247,1
5	97 MEGUETOUNIF Sami	Formula Alpine	247,1
6	96 GOETHE Oliver	Formula Alpine	246,0
7	10 DAVID Hadrien	Formula Alpine	245,5
8	62 FLUXA Lorenzo	Formula Alpine	245,5
9	6 HADJAR Isack	Formula Alpine	244,9
10	19 ROSSO Andrea	Formula Alpine	244,3
11	99 GARFIAS José	Formula Alpine	244,3
12	85 BORTOLETO Gabriel	Formula Alpine	244,3
13	91 BARRICHELLO Eduardo	Formula Alpine	243,2
14	26 SAUCY Grégoire	Formula Alpine	242,7
15	16 SMITH Tommy	Formula Alpine	242,7
16	13 FERATI Jasjn	Formula Alpine	242,2
17	33 COHEN Ido	Formula Alpine	242,2
18	15 BUHLER Léna	Formula Alpine	242,2
19	51 PIZZI Francesco	Formula Alpine	242,2
20	12 VIDALES David	Formula Alpine	241,6
21	22 MALONEY Zane	Formula Alpine	241,6
22	14 MARINANGELI Nicola	Formula Alpine	241,1
23	41 PESCE Emidio	Formula Alpine	241,1
24	21 QUINN Alex	Formula Alpine	241,1
25	25 BARDINON Alexandre	Formula Alpine	240,5
26	27 HAVERKORT Kas	Formula Alpine	240,0
27	8 ALATALO William	Formula Alpine	239,5
28	7 GNOS Axel	Formula Alpine	239,5
29	77 VAN'T HOFF Dilano	Formula Alpine	239,5
30	11 PETECOF Gianluca	Formula Alpine	237,9
31	30 BELOV Michael	Formula Alpine	237,4
32	1 ARON Paul	Formula Alpine	236,8
33	89 DEUKMEDJIAN Arias	Formula Alpine	236,3

SEG. 1

1	1 ARON Paul	36.039
2	30 BELOV Michael	36.078
3	12 VIDALES David	36.209
4	27 HAVERKORT Kas	36.218
5	22 MALONEY Zane	36.373
6	35 DELLI GUANTI Pietro	36.397
7	85 BORTOLETO Gabriel	36.414
8	26 SAUCY Grégoire	36.432
9	46 MINI Gabriele	36.436
10	8 ALATALO William	36.447
11	6 HADJAR Isack	36.448
12	11 PETECOF Gianluca	36.459
13	33 COHEN Ido	36.461
14	51 PIZZI Francesco	36.462
15	62 FLUXA Lorenzo	36.489
16	96 GOETHE Oliver	36.497
17	21 QUINN Alex	36.539
18	10 DAVID Hadrien	36.563
19	5 PASMA Patrik	36.602
20	99 GARFIAS José	36.605
21	14 MARINANGELI Nicola	36.606
22	19 ROSSO Andrea	36.702
23	97 MEGUETOUNIF Sami	36.730
24	25 BARDINON Alexandre	36.753
25	7 GNOS Axel	36.790
26	91 BARRICHELLO Eduardo	36.811
27	2 GOHLER Nico	36.892
28	15 BUHLER Léna	36.925
29	16 SMITH Tommy	36.941
30	77 VAN'T HOFF Dilano	36.963
31	41 PESCE Emidio	37.011
32	13 FERATI Jasjn	37.110
33	89 DEUKMEDJIAN Arias	37.117

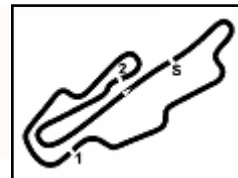
SEG. 2

1	1 ARON Paul	30.535
2	30 BELOV Michael	30.651
3	12 VIDALES David	30.855
4	11 PETECOF Gianluca	30.957
5	35 DELLI GUANTI Pietro	30.971
6	46 MINI Gabriele	30.991
7	8 ALATALO William	30.995
8	26 SAUCY Grégoire	31.007
9	22 MALONEY Zane	31.103
10	85 BORTOLETO Gabriel	31.132
11	27 HAVERKORT Kas	31.139
12	89 DEUKMEDJIAN Arias	31.152
13	21 QUINN Alex	31.182
14	62 FLUXA Lorenzo	31.184
15	33 COHEN Ido	31.214
16	96 GOETHE Oliver	31.222
17	6 HADJAR Isack	31.244
18	51 PIZZI Francesco	31.259
19	7 GNOS Axel	31.272
20	5 PASMA Patrik	31.312
21	19 ROSSO Andrea	31.348
22	10 DAVID Hadrien	31.412
23	99 GARFIAS José	31.460
24	77 VAN'T HOFF Dilano	31.492
25	25 BARDINON Alexandre	31.503
26	97 MEGUETOUNIF Sami	31.534
27	16 SMITH Tommy	31.535
28	91 BARRICHELLO Eduardo	31.549
29	14 MARINANGELI Nicola	31.618
30	41 PESCE Emidio	31.786
31	2 GOHLER Nico	31.904
32	15 BUHLER Léna	31.926
33	13 FERATI Jasjn	32.004

SEG. 3

1	33 COHEN Ido	37.216
2	85 BORTOLETO Gabriel	37.220
3	30 BELOV Michael	37.282
4	8 ALATALO William	37.286
5	26 SAUCY Grégoire	37.287
6	1 ARON Paul	37.332
7	10 DAVID Hadrien	37.348
8	19 ROSSO Andrea	37.355
9	6 HADJAR Isack	37.381
10	11 PETECOF Gianluca	37.402
11	46 MINI Gabriele	37.439
12	5 PASMA Patrik	37.441
13	27 HAVERKORT Kas	37.459
14	51 PIZZI Francesco	37.459
15	22 MALONEY Zane	37.462
16	14 MARINANGELI Nicola	37.467
17	35 DELLI GUANTI Pietro	37.468
18	21 QUINN Alex	37.477
19	12 VIDALES David	37.506
20	99 GARFIAS José	37.521
21	25 BARDINON Alexandre	37.532
22	62 FLUXA Lorenzo	37.538
23	2 GOHLER Nico	37.549
24	16 SMITH Tommy	37.593
25	96 GOETHE Oliver	37.593
26	91 BARRICHELLO Eduardo	37.595
27	7 GNOS Axel	37.656
28	97 MEGUETOUNIF Sami	37.663
29	77 VAN'T HOFF Dilano	37.742
30	15 BUHLER Léna	37.763
31	41 PESCE Emidio	37.908
32	13 FERATI Jasjn	37.974
33	89 DEUKMEDJIAN Arias	38.005





Aut.Int. Mugello 5.245 m

ACI Racing Weekend Mugello, 09-10 Ottobre 2021

Chronological Analysis Race 1

Start at 14:59'17.391

1 / 5

1 P. ARON (1'44.156)						
Lap	Seg.1	Seg.2	Seg.3	Lap Time	km/h	Local Time
1		31.204	45.650	2'00.068		15:01'17.459
2	1'03.160	56.680	1'08.230	3'08.070	105,3	15:04'25.529
3	1'09.339	1'02.298	1'08.207	3'19.844	104,9	15:07'45.373
4	1'08.357	1'06.368	1'10.041	3'24.766	114,9	15:11'10.139
5	36.454	30.730	37.467	1'44.651	236,8	15:12'54.790
6	36.162	30.742	37.383	1'44.287	234,8	15:14'39.077
7	36.328	30.799	37.422	1'44.549	234,3	15:16'23.626
8	36.351	30.746	37.353	1'44.450	232,3	15:18'08.076
9	36.039	30.705	37.412	1'44.156	233,8	15:19'52.232
10	36.394	30.535	37.332	1'44.261	234,3	15:21'36.493
11	36.232	31.348	45.004	1'52.584	234,3	15:23'29.077
12	1'14.121	1'08.627	1'15.750	3'38.498	95,2	15:27'07.575
13	1'15.231	1'07.692	1'10.708	3'33.631	104,6	15:30'41.206
14	36.656	30.957	37.512	1'45.125	232,3	15:32'26.331
Race Time 33'08.940						

13	1'15.507	1'06.340	1'06.641	3'28.488	109,0	15:30'44.501
14	37.217	32.453	37.520	1'47.190	244,9	15:32'31.691
Race Time 33'14.300						

2 N. GOHLER (1'46.345)						
Lap	Seg.1	Seg.2	Seg.3	Lap Time	km/h	Local Time
1		38.844	55.785	2'24.351		15:01'41.742
2	58.828	57.357	1'07.617	3'03.802	206,5	15:04'45.544
3	1'09.991	1'03.288	1'07.283	3'20.562	109,6	15:08'06.106
4	1'06.888	1'05.976	1'01.613	3'14.477	78,1	15:11'20.583
5	37.241	32.246	37.933	1'47.420	236,3	15:13'08.003
6	37.247	32.002	38.028	1'47.277	247,7	15:14'55.280
7	37.020	31.920	37.939	1'46.879	241,1	15:16'42.159
8	37.342	32.222	37.974	1'47.538	237,4	15:18'29.697
9	37.312	31.939	37.740	1'46.991	235,3	15:20'16.688
10	36.892	31.904	37.549	1'46.345	238,4	15:22'03.033
Race Time 22'45.642						

7 A. GNOS (1'46.641)						
Lap	Seg.1	Seg.2	Seg.3	Lap Time	km/h	Local Time
1		39.095	55.847	2'24.838		15:01'42.229
2	59.365	57.483	1'07.989	3'04.837	206,9	15:04'47.066
3	1'10.137	1'03.084	1'06.781	3'20.002	107,5	15:08'07.068
4	1'06.481	1'06.462	1'01.259	3'14.202	73,6	15:11'21.270
5	38.671	31.701	37.797	1'48.169	232,8	15:13'09.439
6	37.418	31.558	37.815	1'46.791	237,9	15:14'56.230
7	38.607	31.687	37.776	1'48.070	236,8	15:16'44.300
8	37.149	31.306	38.186	1'46.641	234,3	15:18'30.941
9	37.463	31.849	37.656	1'46.968	235,8	15:20'17.909
10	37.737	31.272	37.688	1'46.697	239,5	15:22'04.606
11	36.790	34.989	42.907	1'54.686	239,5	15:23'59.292
12	1'04.065	1'06.696	1'18.945	3'29.706	219,5	15:27'28.998
13	1'12.813	1'06.227	1'01.790	3'20.830	105,6	15:30'49.828
14	37.409	33.374	38.143	1'48.926	238,9	15:32'38.754
Race Time 33'21.363						

5 P. PASMA (1'45.422)						
Lap	Seg.1	Seg.2	Seg.3	Lap Time	km/h	Local Time
1		35.501	49.305	2'12.264		15:01'29.655
2	1'00.436	56.855	1'07.668	3'04.959	144,6	15:04'34.614
3	1'09.998	1'02.543	1'06.405	3'18.946	81,9	15:07'53.560
4	1'09.444	1'06.504	1'05.340	3'21.288	110,7	15:11'14.848
5	37.199	32.914	37.848	1'47.961	240,0	15:13'02.809
6	37.063	31.722	37.732	1'46.517	247,1	15:14'49.326
7	37.365	31.634	37.579	1'46.578	237,4	15:16'35.904
8	36.909	31.344	37.667	1'45.920	237,9	15:18'21.824
9	36.602	31.361	37.498	1'45.461	236,8	15:20'07.285
10	36.669	31.312	37.441	1'45.422	240,0	15:21'52.707
11	36.679	34.570	43.006	1'54.255	242,2	15:23'46.962
12	1'07.526	1'07.503	1'16.417	3'31.446	204,5	15:27'18.408
13	1'15.588	1'06.640	1'05.348	3'27.576	111,8	15:30'45.984
14	37.429	32.068	37.736	1'47.233	235,3	15:32'33.217
Race Time 33'15.826						

8 W. ALATALO (1'44.872)						
Lap	Seg.1	Seg.2	Seg.3	Lap Time	km/h	Local Time
1		32.001	46.107	2'02.391		15:01'19.782
2	1'02.695	57.343	1'07.492	3'07.530	95,7	15:04'27.312
3	1'09.893	1'01.934	1'08.171	3'19.998	103,9	15:07'47.310
4	1'08.551	1'05.724	1'09.600	3'23.875	150,4	15:11'11.185
5	37.200	31.549	37.725	1'46.474	237,9	15:12'57.659
6	36.515	31.149	37.498	1'45.162	239,5	15:14'42.821
7	36.503	30.995	37.410	1'44.908	236,8	15:16'27.729
8	36.647	31.186	37.601	1'45.434	237,4	15:18'13.163
9	36.488	31.098	37.286	1'44.872	236,8	15:19'58.035
10	36.488	31.113	37.438	1'45.039	238,9	15:21'43.074
11	36.447	32.003	44.283	1'52.733	236,8	15:23'35.807
12	1'10.238	1'08.117	1'16.489	3'34.844	157,0	15:27'10.651
13	1'14.741	1'07.619	1'09.374	3'31.734	105,0	15:30'42.385
14	36.932	31.579	37.415	1'45.926	235,3	15:32'28.311
Race Time 33'10.920						

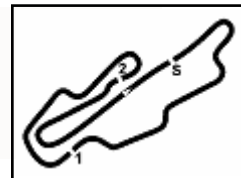
6 I. HADJAR (1'45.169)						
Lap	Seg.1	Seg.2	Seg.3	Lap Time	km/h	Local Time
1		35.654	48.609	2'10.493		15:01'27.884
2	1'01.110	56.775	1'07.706	3'05.591	145,0	15:04'33.475
3	1'09.964	1'02.335	1'06.328	3'18.627	85,6	15:07'52.102
4	1'09.649	1'06.759	1'05.679	3'22.087	136,7	15:11'14.189
5	37.095	33.139	37.601	1'47.835	239,5	15:13'02.024
6	36.448	31.490	37.536	1'45.474	242,7	15:14'47.498
7	36.485	31.339	37.603	1'45.427	241,1	15:16'32.925
8	36.901	31.481	37.445	1'45.827	242,2	15:18'18.752
9	36.850	31.643	37.435	1'45.928	236,8	15:20'04.680
10	36.544	31.244	37.381	1'45.169	241,1	15:21'49.849
11	36.479	33.926	43.892	1'54.297	238,4	15:23'44.146
12	1'07.553	1'07.329	1'16.985	3'31.867	208,1	15:27'16.013

10 H. DAVID (1'45.450)						
Lap	Seg.1	Seg.2	Seg.3	Lap Time	km/h	Local Time
1		36.542	1'26.996	2'50.598P		15:02'07.989
2	43.199	51.529	1'06.831	2'41.559P	173,4	15:04'49.548
3	1'11.381	1'03.192	1'05.794	3'20.367	153,8	15:08'09.915
4	1'07.262	1'05.623	59.714	3'12.599	69,8	15:11'22.514
5	37.760	31.723	37.684	1'47.167	237,9	15:13'09.681
6	36.626	31.638	37.757	1'46.021	245,5	15:14'55.702
7	38.819	31.484	37.692	1'47.995	236,8	15:16'43.697
8	36.563	31.753	37.901	1'46.217	241,1	15:18'29.914
9	36.570	31.859	37.618	1'46.047	242,7	15:20'15.961
10	36.690	31.412	37.348	1'45.450	242,2	15:22'01.411
11	36.648	36.607	41.906	1'55.161	237,9	15:23'56.572
12	1'05.271	1'06.987	1'18.716	3'30.974	202,6	15:27'27.546
13	1'12.976	1'05.937	1'02.592	3'21.505	122,7	15:30'49.051
14	37.351	33.241	37.647	1'48.239	243,2	15:32'37.290
Race Time 33'19.899						

09/10/2021 P = Pits In/Out - C = Lap Time Cancelled

11 G. PETECOF (1'44.946)						
Lap	Seg.1	Seg.2	Seg.3	Lap Time	km/h	Local Time
1		33.538	46.743	2'05.764		15:01'23.155
2	1'02.645	56.915	1'07.358	3'06.918	89,7	15:04'30.073
3	1'09.884	1'02.312	1'06.962	3'19.158	100,8	15:07'49.231
4	1'09.034	1'06.112	1'08.180	3'23.326	119,3	15:11'12.557





Aut.Int. Mugello 5.245 m

ACI Racing Weekend Mugello, 09-10 Ottobre 2021

Chronological Analysis Race 1

Start at 14:59'17.391

2 / 5

5	37.448	31.601	37.670	1'46.719	235,8	15:12'59.276	5	38.322	32.535	38.225	1'49.082	232,8	15:13'11.556
6	36.459	31.250	37.509	1'45.218	236,8	15:14'44.494	6	36.925	32.149	37.763	1'46.837	238,4	15:14'58.393
7	36.466	31.157	37.521	1'45.144	235,8	15:16'29.638	7	37.957	32.268	38.100	1'48.325	237,9	15:16'46.718
8	36.568	31.023	37.624	1'45.215	231,8	15:18'14.853	8	37.102	31.926	38.147	1'47.175	235,3	15:18'33.893
9	36.647	30.957	37.402	1'45.006	231,8	15:19'59.859	9	37.207	32.464	38.163	1'47.834	233,8	15:20'21.727
10	36.515	30.968	37.463	1'44.946	233,3	15:21'44.805	10	37.642	32.340	38.035	1'48.017	235,3	15:22'09.744
11	36.601	32.151	43.891	1'52.643	231,8	15:23'37.448	11	39.255	34.777	42.079	1'56.111	233,8	15:24'05.855
12	1'10.637	1'07.767	1'16.044	3'34.448	159,5	15:27'11.896	12	1'01.801	1'05.676	1'19.112	3'26.589	220,4	15:27'32.444
13	1'15.062	1'07.369	1'08.815	3'31.246	92,8	15:30'43.142	13	1'12.768	1'05.809	1'00.160	3'18.737	131,1	15:30'51.181
14	37.696	32.116	37.680	1'47.492	237,9	15:32'30.634	14	37.800	32.882	38.185	1'48.867	242,2	15:32'40.048
Race Time 33'13.243							Race Time 33'22.657						

12 D. VIDALES (1'44.682)

Lap	Seg.1	Seg.2	Seg.3	Lap Time	km/h	Local Time
1		31.760	45.775	2'01.482		15:01'18.873
2	1'03.046	57.399	1'07.343	3'07.788	91,0	15:04'26.661
3	1'09.891	1'01.983	1'08.168	3'20.042	94,8	15:07'46.703
4	1'08.349	1'06.096	1'09.713	3'24.158	155,6	15:11'10.861
5	36.632	31.409	37.840	1'45.881	241,6	15:12'56.742
6	36.307	30.869	37.506	1'44.682	237,4	15:14'41.424
7	36.579	30.855	37.695	1'45.129	235,3	15:16'26.553
8	36.825	30.957	37.639	1'45.421	233,3	15:18'11.974
9	36.465	31.003	37.558	1'45.026	233,3	15:19'57.000
10	36.402	30.897	37.506	1'44.805	235,3	15:21'41.805
11	36.209	31.766	43.922	1'51.897	234,3	15:23'33.702
12	1'11.006	1'08.369	1'16.192	3'35.567	164,9	15:27'09.269
13	1'14.805	1'07.730	1'09.997	3'32.532	108,9	15:30'41.801
14	37.145	31.417	37.562	1'46.124	240,0	15:32'27.925
Race Time 33'10.534						

16 T. SMITH (1'46.461)

Lap	Seg.1	Seg.2	Seg.3	Lap Time	km/h	Local Time
1		38.438	53.119	2'20.536		15:01'37.927
2	59.405	56.598	1'08.127	3'04.130	211,4	15:04'42.057
3	1'10.104	1'03.195	1'07.297	3'20.596	103,3	15:08'02.653
4	1'07.098	1'06.174	1'02.775	3'16.047	79,4	15:11'18.700
5	37.941	32.249	37.935	1'48.125	237,9	15:13'06.825
6	37.125	32.239	37.618	1'46.982	241,6	15:14'53.807
7	37.570	31.814	37.593	1'46.977	235,3	15:16'40.784
8	37.121	31.535	37.805	1'46.461	234,3	15:18'27.245
9	37.181	31.843	37.709	1'46.733	239,5	15:20'13.978
10	37.343	31.620	37.628	1'46.591	237,9	15:22'00.569
11	36.941	36.752	41.777	1'55.470	235,3	15:23'56.039
12	1'05.049	1'07.043	1'18.730	3'30.822	200,7	15:27'26.861
13	1'13.210	1'06.078	1'02.516	3'21.804	120,7	15:30'48.665
14	37.544	33.818	37.740	1'49.102	242,7	15:32'37.767
Race Time 33'20.376						

13 J. FERATI (1'47.088)

Lap	Seg.1	Seg.2	Seg.3	Lap Time	km/h	Local Time
1		38.883	55.912	2'24.170		15:01'41.561
2	58.243	57.250	1'07.892	3'03.385	199,6	15:04'44.946
3	1'09.696	1'03.565	1'07.372	3'20.633	113,9	15:08'05.579
4	1'06.591	1'06.126	1'01.805	3'14.522	80,3	15:11'20.101
5	37.296	32.268	38.143	1'47.707	235,3	15:13'07.808
6	37.110	32.004	37.974	1'47.088	238,9	15:14'54.896
Race Time 15'37.505						

19 A. ROSSO (1'45.432)

Lap	Seg.1	Seg.2	Seg.3	Lap Time	km/h	Local Time
1		37.920	50.841	2'16.633		15:01'34.024
2	59.475	56.598	1'07.410	3'03.483	198,2	15:04'37.507
3	1'10.609	1'02.932	1'05.175	3'18.716	95,9	15:07'56.223
4	1'09.873	1'06.941	1'03.676	3'20.490	100,7	15:11'16.713
5	37.233	31.789	37.886	1'46.908	239,5	15:13'03.621
6	37.238	31.915	37.457	1'46.610	244,3	15:14'50.231
7	37.013	31.566	37.438	1'46.017	243,8	15:16'36.248
8	36.930	31.513	37.549	1'45.992	238,9	15:18'22.240
9	36.729	31.348	37.355	1'45.432	238,9	15:20'07.672
10	36.702	31.549	37.535	1'45.786	241,6	15:21'53.458
11	36.767	36.514	41.103	1'54.384	236,3	15:23'47.842
12	1'07.556	1'07.165	1'16.422	3'31.143	229,3	15:27'18.985
13	1'15.922	1'06.633	1'04.495	3'27.050	108,0	15:30'46.035
14	37.709	32.045	37.649	1'47.403	236,8	15:32'33.438
Race Time 33'16.047						

14 N. MARINANGELI (1'45.860)

Lap	Seg.1	Seg.2	Seg.3	Lap Time	km/h	Local Time
1		37.654	51.616	2'17.824		15:01'35.215
2	58.763	56.853	1'07.737	3'03.353	203,0	15:04'38.568
3	1'10.215	1'03.190	1'06.347	3'19.752	99,5	15:07'58.320
4	1'08.292	1'06.880	1'03.640	3'18.812	86,2	15:11'17.132
5	37.673	32.130	37.854	1'47.657	235,8	15:13'04.789
6	37.176	32.086	37.591	1'46.853	239,5	15:14'51.642
7	37.058	32.153	37.861	1'47.072	240,5	15:16'38.714
8	37.240	32.059	37.589	1'46.888	236,8	15:18'25.602
9	37.123	31.618	37.573	1'46.314	233,8	15:20'11.916
10	36.703	31.690	37.467	1'45.860	238,9	15:21'57.776
11	36.606	36.771	41.530	1'54.907	235,8	15:23'52.683
12	1'05.554	1'07.262	1'18.365	3'31.181	228,3	15:27'23.864
13	1'13.814	1'06.116	1'03.779	3'23.709	118,4	15:30'47.573
14	37.623	44.246	40.515	2'02.384	241,1	15:32'49.957
Race Time 33'32.566						

21 A. QUINN (1'45.292)

Lap	Seg.1	Seg.2	Seg.3	Lap Time	km/h	Local Time
1		34.736	48.942	2'09.753		15:01'27.144
2	1'00.931	56.773	1'08.126	3'05.830	157,2	15:04'32.974
3	1'09.694	1'01.776	1'06.908	3'18.378	94,0	15:07'51.352
4	1'09.730	1'06.350	1'06.556	3'22.636	119,2	15:11'13.988
5	37.017	33.138	37.756	1'47.911	234,8	15:13'01.899
6	36.986	31.531	37.542	1'46.059	237,4	15:14'47.958
7	37.002	31.634	37.477	1'46.113	237,4	15:16'34.071
8	37.001	31.277	37.653	1'45.931	241,1	15:18'20.002
9	36.667	31.485	37.816	1'45.968	240,5	15:20'05.970
10	36.539	31.182	37.571	1'45.292	240,5	15:21'51.262
11	36.719	34.418	43.231	1'54.368	239,5	15:23'45.630
12	1'07.455	1'07.410	1'16.911	3'31.776	198,2	15:27'17.406
13	1'15.411	1'06.870	1'05.506	3'27.787	117,3	15:30'45.193
14	37.274	32.552	37.562	1'47.388	240,0	15:32'32.581

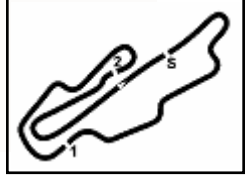
09/10/2021

P = Pits In/Out - C = Lap Time Cancelled



Powered by FICR PERUGIA TIMING





Aut.Int. Mugello 5.245 m

ACI Racing Weekend Mugello, 09-10 Ottobre 2021

Chronological Analysis Race 1

Start at 14:59'17.391

3 / 5

22 Z. MALONEY (1'45.169)							30 M. BELOV (1'44.011)						
Lap	Seg.1	Seg.2	Seg.3	Lap Time	km/h	Local Time	Lap	Seg.1	Seg.2	Seg.3	Lap Time	km/h	Local Time
1		34.253	48.605	2'08.683		15:01'26.074	1		30.867	46.146	1'59.407		15:01'16.798
2	1'01.317	56.770	1'07.733	3'05.820	153,2	15:04'31.894	2	1'03.068	56.938	1'08.116	3'08.122	118,8	15:04'24.920
3	1'09.786	1'01.963	1'07.270	3'19.019	90,9	15:07'50.913	3	1'08.758	1'02.521	1'08.774	3'20.053	104,0	15:07'44.973
4	1'09.356	1'06.397	1'06.547	3'22.300	117,6	15:11'13.213	4	1'08.138	1'06.284	1'10.489	3'24.911	124,1	15:11'09.884
5	37.417	32.977	37.690	1'48.084	240,0	15:13'01.297	5	37.016	31.057	37.625	1'45.698	228,8	15:12'55.582
6	36.603	31.677	37.501	1'45.781	240,5	15:14'47.078	6	36.199	30.822	37.358	1'44.379	237,4	15:14'39.961
7	36.554	31.429	37.657	1'45.640	236,8	15:16'32.718	7	36.089	30.852	37.293	1'44.234	234,3	15:16'24.195
8	36.803	31.495	37.646	1'45.944	233,8	15:18'18.662	8	36.293	30.673	37.433	1'44.399	235,8	15:18'08.594
9	36.635	31.425	37.524	1'45.584	232,3	15:20'04.246	9	36.258	30.884	37.538	1'44.680	235,3	15:19'53.274
10	36.604	31.103	37.462	1'45.169	236,8	15:21'49.415	10	36.078	30.651	37.282	1'44.011	235,3	15:21'37.285
11	36.373	32.917	43.959	1'53.249	234,8	15:23'42.664	11	36.098	31.103	44.942	1'52.143	235,3	15:23'29.428
12	1'08.185	1'07.595	1'16.561	3'32.341	216,4	15:27'15.005	12	1'14.232	1'08.680	1'16.014	3'38.926	95,2	15:27'08.354
13	1'15.763	1'06.530	1'06.960	3'29.253	99,9	15:30'44.258	13	1'14.972	1'07.718	1'10.531	3'33.221	97,6	15:30'41.575
14	37.264	32.377	37.738	1'47.379	241,6	15:32'31.637	14	36.723	30.940	37.316	1'44.979	236,3	15:32'26.554
Race Time 33'15.190							Race Time 33'13.928						
25 A. BARDINON (1'46.258)							33 I. COHEN (1'45.332)						
Lap	Seg.1	Seg.2	Seg.3	Lap Time	km/h	Local Time	Lap	Seg.1	Seg.2	Seg.3	Lap Time	km/h	Local Time
1		39.511	1'00.810	2'30.635		15:01'48.026	1		35.300	49.238	2'11.706		15:01'29.097
2	56.429	56.902	1'07.182	3'00.513	191,8	15:04'48.539	2	1'00.474	56.802	1'07.663	3'04.939	163,1	15:04'34.036
3	1'10.471	1'03.371	1'05.979	3'19.821	111,9	15:08'08.360	3	1'10.099	1'02.522	1'06.099	3'18.720	84,8	15:07'52.756
4	1'06.779	1'06.359	1'00.406	3'13.544	70,1	15:11'21.904	4	1'09.735	1'06.556	1'05.399	3'21.690	115,3	15:11'14.446
5	38.653	32.239	37.740	1'48.632	236,8	15:13'10.536	5	37.222	32.909	37.902	1'48.033	239,5	15:13'02.479
6	36.753	32.047	37.532	1'46.332	240,5	15:14'56.868	6	36.725	31.666	37.216	1'45.607	242,2	15:14'48.086
7	38.673	31.728	37.728	1'48.129	237,4	15:16'44.997	7	36.598	31.430	37.740	1'45.768	242,2	15:16'33.854
8	37.057	31.503	37.698	1'46.258	233,3	15:18'31.255	8	36.878	31.214	37.744	1'45.836	234,8	15:18'19.690
9	37.382	32.294	37.721	1'47.397	238,9	15:20'18.652	9	36.610	31.504	37.817	1'45.931	236,8	15:20'05.621
10	37.325	31.727	37.620	1'46.672	238,4	15:22'05.324	10	36.461	31.233	37.638	1'45.332	238,4	15:21'50.953
11	38.509	36.743	41.982	1'57.234	237,9	15:24'02.558	11	36.637	34.344	42.945	1'53.926	235,8	15:23'44.879
12	1'03.714	1'05.926	1'18.681	3'28.321	223,6	15:27'30.879	12	1'07.534	1'07.384	1'16.924	3'31.842	201,1	15:27'16.721
13	1'13.032	1'06.262	1'00.831	3'20.125	117,6	15:30'51.004	13	1'15.322	1'06.732	1'06.106	3'28.160	109,0	15:30'44.881
14	37.572	32.858	37.996	1'48.426	240,0	15:32'39.430	14	37.253	32.502	37.762	1'47.517	239,5	15:32'32.398
Race Time 33'22.039							Race Time 33'15.007						
26 G. SAUCY (1'44.843)							35 P. DELLI GUANTI (1'44.872)						
Lap	Seg.1	Seg.2	Seg.3	Lap Time	km/h	Local Time	Lap	Seg.1	Seg.2	Seg.3	Lap Time	km/h	Local Time
1		31.507	45.628	2'00.818		15:01'18.209	1		32.197	46.647	2'03.719		15:01'21.110
2	1'03.168	56.736	1'08.158	3'08.062	102,9	15:04'26.271	2	1'02.766	57.078	1'07.674	3'07.518	89,7	15:04'28.628
3	1'09.571	1'01.796	1'08.381	3'19.748	100,0	15:07'46.019	3	1'09.533	1'02.150	1'08.033	3'19.716	116,5	15:07'48.344
4	1'08.132	1'06.581	1'09.962	3'24.675	138,5	15:11'10.694	4	1'08.683	1'05.772	1'09.141	3'23.596	133,7	15:11'11.940
5	37.197	31.630	37.528	1'46.355	236,8	15:12'57.049	5	38.438	32.141	37.627	1'48.206	238,4	15:13'00.146
6	36.549	31.007	37.287	1'44.843	242,7	15:14'41.892	6	36.837	31.369	37.605	1'45.811	241,6	15:14'45.957
7	36.705	31.094	37.535	1'45.334	239,5	15:16'27.226	7	36.397	31.125	37.554	1'45.076	238,9	15:16'31.033
8	36.638	31.236	37.421	1'45.295	235,3	15:18'12.521	8	36.692	31.082	37.695	1'45.469	236,3	15:18'16.502
9	36.472	31.163	37.330	1'44.965	237,4	15:19'57.486	9	36.422	31.122	37.489	1'45.033	236,8	15:20'01.535
10	36.539	31.156	37.345	1'45.040	239,5	15:21'42.526	10	36.433	30.971	37.468	1'44.872	239,5	15:21'46.407
11	36.432	31.851	44.152	1'52.435	236,8	15:23'34.961	11	36.575	32.585	44.368	1'53.528	238,9	15:23'39.935
12	1'10.309	1'08.299	1'16.440	3'35.048	146,1	15:27'10.009	12	1'09.243	1'07.981	1'15.965	3'33.189	205,7	15:27'13.124
13	1'14.756	1'07.642	1'09.922	3'32.320	117,1	15:30'42.329	13	1'15.227	1'07.182	1'07.929	3'30.338	94,8	15:30'43.462
14	37.625	31.702	37.518	1'46.845	235,8	15:32'29.174	14	37.122	31.923	37.710	1'46.755	247,1	15:32'30.217
Race Time 33'11.783							Race Time 33'12.826						
27 K. HAVERKORT (1'44.816)													
Lap	Seg.1	Seg.2	Seg.3	Lap Time	km/h	Local Time							
1		33.725	47.605	2'06.998		15:01'24.389							
2	1'02.153	57.011	1'07.461	3'06.625	108,4	15:04'31.014							
3	1'09.778	1'02.230	1'06.827	3'18.835	105,4	15:07'49.849							
4	1'09.291	1'06.336	1'07.460	3'23.087	112,2	15:11'12.936							
5	37.588	32.689	37.653	1'47.930	238,4	15:13'00.866							
6	36.547	31.484	37.515	1'45.546	237,4	15:14'46.412							

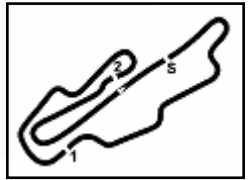
09/10/2021

P = Pits In/Out - C = Lap Time Cancelled



Powered by FICR PERUGIA TIMING





Aut.Int. Mugello 5.245 m

ACI Racing Weekend Mugello, 09-10 Ottobre 2021

Chronological Analysis Race 1

Start at 14:59'17.391

4 / 5

41 E. PESCE (1'46.822)						
Lap	Seg.1	Seg.2	Seg.3	Lap Time	km/h	Local Time
1		38.656	54.854	2'22.972		15:01'40.363
2	58.670	56.793	1'08.140	3'03.603	201,5	15:04'43.966
3	1'09.862	1'03.211	1'07.323	3'20.396	111,7	15:08'04.362
4	1'06.934	1'06.139	1'02.235	3'15.308	75,9	15:11'19.670
5	37.311	32.254	38.173	1'47.738	234,3	15:13'07.408
6	37.011	32.139	37.997	1'47.147	241,1	15:14'54.555
7	37.212	31.901	38.010	1'47.123	239,5	15:16'41.678
8	37.472	31.881	38.042	1'47.395	234,8	15:18'29.073
9	37.072	31.842	37.908	1'46.822	233,3	15:20'15.895
10	37.311	31.786	37.974	1'47.071	237,9	15:22'02.966
Race Time 22'45.575						

77 D. VAN'T HOFF (1'46.197)						
Lap	Seg.1	Seg.2	Seg.3	Lap Time	km/h	Local Time
1		38.056	52.393	2'18.792		15:01'36.183
2	58.858	56.831	1'07.733	3'03.422	205,3	15:04'39.605
3	1'10.656	1'03.064	1'06.237	3'19.957	88,2	15:07'59.562
4	1'08.323	1'06.710	1'03.439	3'18.472	80,8	15:11'18.034
5	37.533	32.318	38.028	1'47.879	234,8	15:13'05.913
6	37.761	32.181	37.921	1'47.863	237,9	15:14'53.776
7	37.143	31.835	38.005	1'46.983	236,8	15:16'40.759
8	37.782	31.740	38.008	1'47.530	232,8	15:18'28.289
9	37.026	31.911	37.945	1'46.882	233,3	15:20'15.171
10	36.963	31.492	37.742	1'46.197	234,8	15:22'01.368
11	37.213	37.415	43.050	1'57.678	233,3	15:23'59.046
12	1'03.490	1'06.904	1'18.874	3'29.268	225,5	15:27'28.314
13	1'12.867	1'06.358	1'01.943	3'21.168	112,6	15:30'49.482
14	37.395	33.534	37.845	1'48.774	239,5	15:32'38.256
Race Time 33'20.865						

46 G. MINI (1'44.993)						
Lap	Seg.1	Seg.2	Seg.3	Lap Time	km/h	Local Time
1		32.866	46.418	2'04.561		15:01'21.952
2	1'02.815	56.866	1'07.638	3'07.319	92,3	15:04'29.271
3	1'09.703	1'02.076	1'07.834	3'19.613	101,3	15:07'48.884
4	1'08.816	1'05.878	1'08.424	3'23.118	126,8	15:11'12.002
5	38.222	31.873	37.538	1'47.633	236,8	15:12'59.635
6	36.735	31.212	37.439	1'45.386	241,6	15:14'45.021
7	36.528	31.134	37.505	1'45.167	238,9	15:16'30.188
8	36.862	31.114	37.623	1'45.599	236,8	15:18'15.787
9	36.557	31.113	37.447	1'45.117	236,8	15:20'00.904
10	36.436	30.991	37.566	1'44.993	236,3	15:21'45.897
11	36.504	32.703	43.871	1'53.078	234,3	15:23'38.975
12	1'09.596	1'08.044	1'16.137	3'33.777	180,9	15:27'12.752
13	1'14.950	1'07.279	1'08.348	3'30.577	89,5	15:30'43.329
14	37.804	32.082	37.748	1'47.634	247,7	15:32'30.963
Race Time 33'13.572						

51 F. PIZZI (1'45.210)						
Lap	Seg.1	Seg.2	Seg.3	Lap Time	km/h	Local Time
1		37.527	49.020	2'13.907		15:01'31.298
2	59.796	56.883	1'07.315	3'03.994	167,2	15:04'35.292
3	1'10.141	1'02.615	1'06.083	3'18.839	70,4	15:07'54.131
4	1'09.563	1'06.355	1'05.456	3'21.374	115,1	15:11'15.505
5	37.633	32.165	38.037	1'47.835	235,3	15:13'03.340
6	37.255	31.797	37.566	1'46.618	242,2	15:14'49.958
7	37.811	31.860	37.816	1'47.487	238,9	15:16'37.445
8	36.664	31.490	37.735	1'45.889	234,8	15:18'23.334
9	36.584	31.259	37.598	1'45.441	236,3	15:20'08.775
10	36.462	31.289	37.459	1'45.210	236,8	15:21'53.985
11	36.705	37.383	40.983	1'55.071	237,9	15:23'49.056
12	1'06.949	1'07.350	1'16.326	3'30.625	211,4	15:27'19.681
13	1'15.978	1'06.451	1'04.358	3'26.787	101,8	15:30'46.468
14	37.613	32.093	37.701	1'47.407	242,2	15:32'33.875
Race Time 33'16.484						

62 L. FLUXA (1'45.407)						
Lap	Seg.1	Seg.2	Seg.3	Lap Time	km/h	Local Time
1		37.661	51.839	2'18.259		15:01'35.650
2	58.833	56.733	1'07.806	3'03.372	206,9	15:04'39.022
3	1'10.522	1'02.806	1'06.237	3'19.565	101,9	15:07'58.587
4	1'08.604	1'06.627	1'03.539	3'18.770	87,4	15:11'17.357
5	37.704	32.190	37.696	1'47.590	242,7	15:13'04.947
6	36.670	32.057	37.613	1'46.340	245,5	15:14'51.287
7	36.905	32.425	37.624	1'46.954	241,1	15:16'38.241
8	36.695	31.250	37.715	1'45.660	243,2	15:18'23.901
9	36.699	31.213	37.538	1'45.450	237,4	15:20'09.351
10	36.489	31.184	37.734	1'45.407	240,0	15:21'54.758
11	36.724	37.379	40.408	1'54.511	237,4	15:23'49.269
12	1'07.615	1'07.062	1'16.179	3'30.856	210,5	15:27'20.125

85 G. BORTOLETO (1'45.005)						
Lap	Seg.1	Seg.2	Seg.3	Lap Time	km/h	Local Time
1		31.932	46.511	2'03.046		15:01'20.437
2	1'02.857	57.072	1'07.579	3'07.508	89,5	15:04'27.945
3	1'09.579	1'02.154	1'08.272	3'20.005	108,9	15:07'47.950
4	1'08.545	1'05.660	1'09.423	3'23.628	142,7	15:11'11.578
5	37.040	31.727	37.516	1'46.283	236,3	15:12'57.861
6	36.643	31.210	37.220	1'45.073	244,3	15:14'42.934
7	36.725	31.140	37.426	1'45.291	240,0	15:16'28.225
8	36.510	31.291	37.477	1'45.278	236,3	15:18'13.503
9	36.501	31.132	37.372	1'45.005	238,4	15:19'58.508
10	36.414	31.149	37.473	1'45.036	239,5	15:21'43.544
11	36.435	32.387	44.462	1'53.284	237,4	15:23'36.828
12	1'09.937	1'08.028	1'16.456	3'34.421	161,2	15:27'11.249
13	1'14.803	1'07.442	1'09.287	3'31.532	111,3	15:30'42.781
14	37.406	31.880	37.530	1'46.816	240,0	15:32'29.597
Race Time 33'12.206						

89 A. DEUKMEDJIAN (1'46.711)						
Lap	Seg.1	Seg.2	Seg.3	Lap Time	km/h	Local Time
1		38.322	55.877	2'24.325		15:01'41.716
2	59.413	57.218	1'07.792	3'04.423	206,1	15:04'46.139
3	1'10.103	1'03.544	1'06.740	3'20.387	108,8	15:08'06.526
4	1'06.439	1'06.544	1'01.706	3'14.689	80,7	15:11'21.215
5	38.258	31.372	38.092	1'47.722	233,8	15:13'08.937
6	37.117	31.518	38.126	1'46.761	236,3	15:14'55.698
7	38.156	31.270	38.208	1'47.634	236,3	15:16'43.332
8	37.698	31.464	38.138	1'47.300	231,8	15:18'30.632
9	37.175	31.662	38.165	1'47.002	234,8	15:20'17.634
10	37.554	31.152	38.005	1'46.711	236,3	15:22'04.345
11	37.867	35.059	42.709	1'55.635	232,8	15:23'59.980
12	1'04.078	1'06.740	1'18.688	3'29.506	228,3	15:27'29.486
13	1'13.393	1'05.896	1'01.824	3'21.113	107,2	15:30'50.599
14	37.627	32.823	38.223	1'48.673	233,8	15:32'39.272
Race Time 33'21.881						

91 E. BARRICHELLO (1'46.077)						
Lap	Seg.1	Seg.2	Seg.3	Lap Time	km/h	Local Time
1		38.185	52.547	2'19.567		15:01'36.958
2	59.581	56.193	1'08.330	3'04.104	214,3	15:04'41.062
3	1'10.247	1'03.184	1'06.883	3'20.314	101,4	15:08'01.376
4	1'07.340	1'06.831	1'02.626	3'16.797	80,5	15:11'18.173

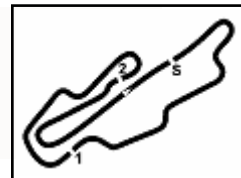
09/10/2021

P = Pits In/Out - C = Lap Time Cancelled



Powered by FICR PERUGIA TIMING





Aut.Int. Mugello 5.245 m

5 / 5

Race Time 33'17.661

ACI Racing Weekend Mugello, 09-10 Ottobre 2021

Chronological Analysis Race 1

Start at 14:59'17.391

5	37.710	32.356	37.783	1'47.849	229,3	15:13'06.022
6	37.183	31.644	37.698	1'46.525	241,6	15:14'52.547
7	36.903	31.862	37.765	1'46.530	237,9	15:16'39.077
8	37.363	31.979	37.910	1'47.252	238,4	15:18'26.329
9	36.963	31.749	37.595	1'46.307	238,4	15:20'12.636
10	36.811	31.549	37.717	1'46.077	238,4	15:21'58.713
11	37.185	36.253	41.442	1'54.880	235,3	15:23'53.593
12	1'05.733	1'07.137	1'18.419	3'31.289	208,5	15:27'24.882
13	1'13.949	1'05.698	1'03.513	3'23.160	122,4	15:30'48.042
14	37.740	32.808	37.644	1'48.192	243,2	15:32'36.234
Race Time 33'18.843						

96 O. GOETHE (1'45.312)

Lap	Seg.1	Seg.2	Seg.3	Lap Time	km/h	Local Time
1		37.075	49.095	2'14.223		15:01'31.614
2	1'00.112	56.865	1'07.245	3'04.222	153,8	15:04'35.836
3	1'10.238	1'02.836	1'05.820	3'18.894	78,9	15:07'54.730
4	1'09.844	1'06.346	1'04.684	3'20.874	108,3	15:11'15.604
5	37.162	32.334	37.929	1'47.425	238,9	15:13'03.029
6	37.156	31.831	37.594	1'46.581	246,0	15:14'49.610
7	36.747	31.412	37.639	1'45.798	242,2	15:16'35.408
8	36.767	31.298	37.767	1'45.832	234,8	15:18'21.240
9	36.525	31.365	37.714	1'45.604	235,3	15:20'06.844
10	36.497	31.222	37.593	1'45.312	236,3	15:21'52.156
11	36.701	34.524	43.158	1'54.383	235,3	15:23'46.539
12	1'07.398	1'07.463	1'16.539	3'31.400	207,7	15:27'17.939
13	1'15.478	1'06.869	1'05.218	3'27.565	110,4	15:30'45.504
14	37.369	32.387	37.925	1'47.681	242,7	15:32'33.185
Race Time 33'15.794						

97 S. MEGUETOUNIF (1'45.970)

Lap	Seg.1	Seg.2	Seg.3	Lap Time	km/h	Local Time
1		38.597	53.599	2'21.420		15:01'38.811
2	59.380	56.570	1'08.221	3'04.171	205,3	15:04'42.982
3	1'09.914	1'03.231	1'07.162	3'20.307	106,1	15:08'03.289
4	1'07.214	1'06.026	1'02.387	3'15.627	80,4	15:11'18.916
5	37.189	32.339	37.796	1'47.324	242,2	15:13'06.240
6	37.127	31.893	37.663	1'46.683	243,8	15:14'52.923
7	37.089	31.678	37.859	1'46.626	238,4	15:16'39.549
8	37.112	32.109	37.995	1'47.216	235,8	15:18'26.765
9	36.888	31.653	37.810	1'46.351	238,4	15:20'13.116
10	36.730	31.534	37.706	1'45.970	238,9	15:21'59.086
11	37.143	36.956	41.746	1'55.845	240,5	15:23'54.931
12	1'05.268	1'06.848	1'19.007	3'31.123	215,6	15:27'26.054
13	1'13.302	1'05.988	1'02.897	3'22.187	120,3	15:30'48.241
14	37.320	33.673	37.719	1'48.712	247,1	15:32'36.953
Race Time 33'19.562						

99 J. GARFIAS (1'45.790)

Lap	Seg.1	Seg.2	Seg.3	Lap Time	km/h	Local Time
1		37.563	50.241	2'15.669		15:01'33.060
2	59.400	57.072	1'07.077	3'03.549	150,8	15:04'36.609
3	1'10.354	1'02.747	1'05.917	3'19.018	81,9	15:07'55.627
4	1'09.433	1'06.679	1'04.679	3'20.791	102,3	15:11'16.418
5	38.091	31.990	37.610	1'47.691	236,8	15:13'04.109
6	37.046	32.143	37.685	1'46.874	244,3	15:14'50.983
7	36.990	32.320	37.747	1'47.057	238,9	15:16'38.040
8	37.770	31.584	38.146	1'47.500	239,5	15:18'25.540
9	36.800	31.642	37.521	1'45.963	234,8	15:20'11.503
10	36.691	31.460	37.639	1'45.790	235,3	15:21'57.293
11	36.605	36.003	40.775	1'53.383	235,3	15:23'50.676
12	1'06.934	1'07.165	1'16.482	3'30.581	214,7	15:27'21.257
13	1'15.845	1'06.210	1'04.155	3'26.210	120,3	15:30'47.467
14	37.627	32.384	37.574	1'47.585	242,2	15:32'35.052

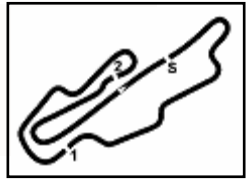
09/10/2021

P = Pits In/Out - C = Lap Time Cancelled



Powered by FICR PERUGIA TIMING





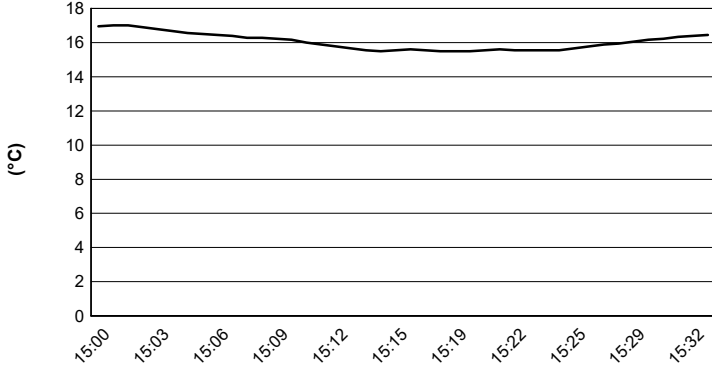
Aut.Int. Mugello 5.245 m

ACI Racing Weekend Mugello, 09-10 Ottobre 2021

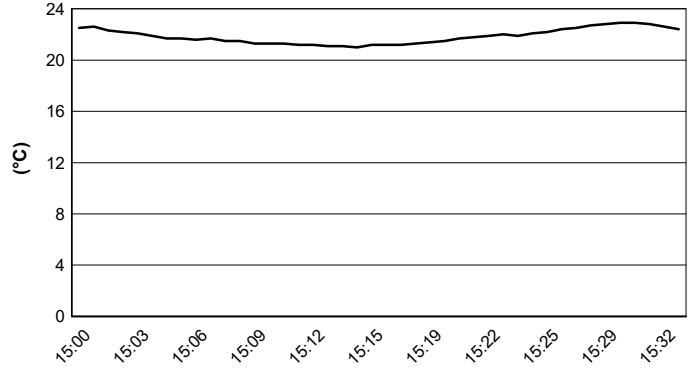
Weather Report Race 1

Session started 15:00 - Session ended 15:33

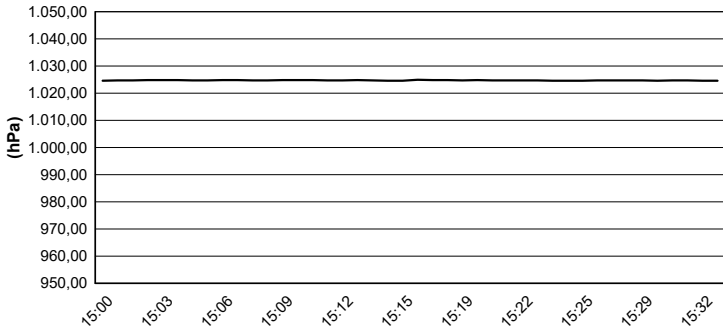
Air Temperature



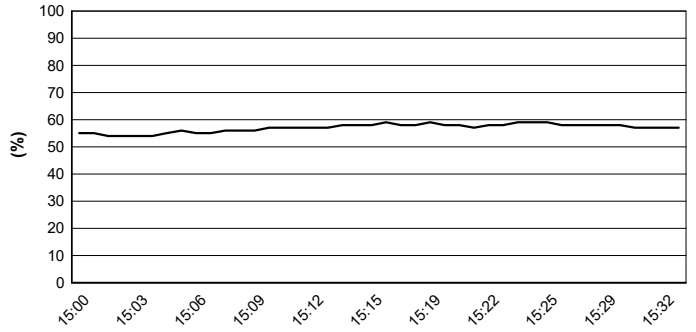
Track Temperature



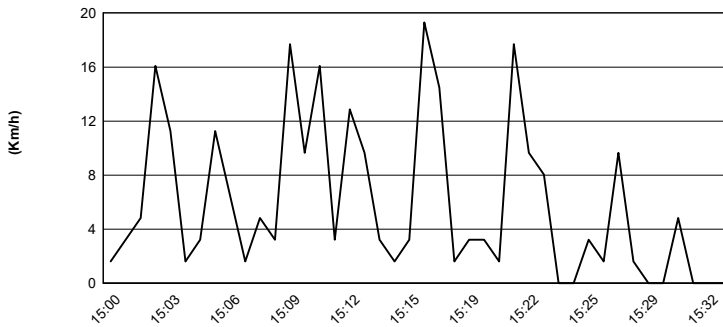
Air Pressure



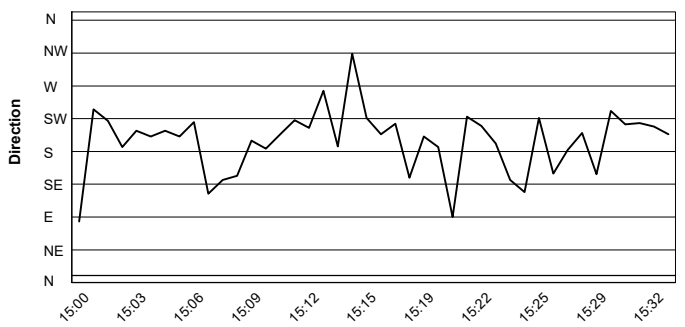
Humidity



Wind Speed

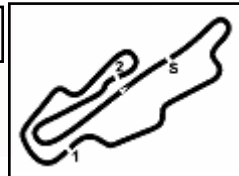


Wind Direction



09/10/2021





Aut.Int. Mugello 5.245 m

ACI Racing Weekend Mugello, 09-10 Ottobre 2021

Results by Class Race 1

Rookie

Laps 14 = 73,430 km - Avg 132,691 km/h - Race Time 33'12.206

No.	Driver	Nat	Entrant	Team	Car	Laps	Time	Gap	Rel.	Fastest Lap	
1	85 BORTOLETO Gabriel	BRA	FA Racing	FA Racing	Formula Alpine	14	33'12.206		9	1'45.005	
2	35 DELLI GUANTI Pietro	ITA	Monolite Racing	Monolite Racing	Formula Alpine	14	33'12.826	0.620	0.620	10	1'44.872
3	46 MINI Gabriele	ITA	ART Grand Prix	ART Grand Prix	Formula Alpine	14	33'13.572	1.366	0.746	10	1'44.993
4	27 HAVERKORT Kas	NED	MP Motorsport	MP Motorsport	Formula Alpine	14	33'13.928	1.722	0.356	10	1'44.816
5	6 HADJAR Isack	FRA	R-Ace GP	R-Ace GP	Formula Alpine	14	33'14.300	2.094	0.372	10	1'45.169
6	96 GOETHE Oliver	DNK	MP Motorsport	MP Motorsport	Formula Alpine	14	33'15.794	3.588	1.494	10	1'45.312
7	19 ROSSO Andrea	ITA	FA Racing	FA Racing	Formula Alpine	14	33'16.047	3.841	0.253	9	1'45.432
8	51 PIZZI Francesco	ITA	Van Amersfoort Racing	Van Amersfoort Racing	Formula Alpine	14	33'16.484	4.278	0.437	10	1'45.210
9	99 GARFIAS José	MEX	Monolite Racing	Monolite Racing	Formula Alpine	14	33'17.661	5.455	1.177	10	1'45.790
10	91 BARRICHELLO Eduardo	BRA	JD Motorsport	JD Motorsport	Formula Alpine	14	33'18.843	6.637	1.182	10	1'46.077
11	7 GNOS Axel	CHE	G4 Racing	G4 Racing	Formula Alpine	14	33'21.363	9.157	2.520	8	1'46.641
12	15 BUHLER Léna	CHE	R-Ace GP	R-Ace GP	Formula Alpine	14	33'22.657	10.451	1.294	6	1'46.837
----- Not Classified -----											
RET	2 GOHLER Nico	GER	KIC Motorsport	KIC Motorsport	Formula Alpine	10	22'45.642	4 Laps		10	1'46.345
RET	13 FERATI Jasin	CHE	KIC Motorsport	KIC Motorsport	Formula Alpine	6	15'37.505	8 Laps		6	1'47.088
RET	64 BOYA Mari	ESP	Van Amersfoort Racing	Van Amersfoort Racing	Formula Alpine	0					
RET	17 BEGANOVIC Dino	SWE	Prema Powerteam	Prema Powerteam	Formula Alpine	0					

Starting: 16 Classified: 12 Not Classified: 0 Retired: 4 Not Started: 0
 Fastest Lap N. 10 No. 27 Kas Haverkort Time 1'44.816 Avg. 180,144 Km/h

Humidity:	56%	AIR	16°C
Condition:	DRY	Track	21°C

Clerk of the Course : Antonio Canu

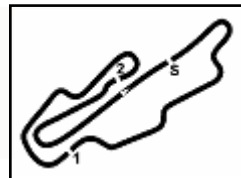
Race Director : Tamás Zettner Jr.

09/10/2021	Start 14:59	End 15:33
------------	----------------	--------------



Powered by FICR PERUGIA TIMING





ACI Racing Weekend Mugello, 09-10 Ottobre 2021

Starting Grid Race 1 (Duration: 30' +1 Lap)

18	89	DEUKMEDJIAN A. Formula Alpi	1'44.693	15	BUHLER L. Formula Alpi	1'45.538
17	25	BARDINON A. Formula Alpi	1'44.216	41	PESCE E. Formula Alpi	1'44.316
16	2	GOHLER N. Formula Alpi	1'43.910	16	SMITH T. Formula Alpi	1'43.994
15	7	GNOS A. Formula Alpi	1'43.837	13	FERATI J. Formula Alpi	1'43.849
14	77	VAN'T HOFF D. Formula Alpi	1'43.517	91	BARRICHELLO E. Formula Alpi	1'43.716
13	96	GOETHE O. Formula Alpi	1'43.644	14	MARINANGELI N. Formula Alpi	1'43.680
12	5	PASMA P. Formula Alpi	1'43.454	97	MEGUETOUNIF S. Formula Alpi	1'43.484
11	62	FLUXA L. Formula Alpi	1'43.268	99	GARFIAS J. Formula Alpi	1'43.346
10	51	PIZZI F. Formula Alpi	1'43.179	33	COHEN I. Formula Alpi	1'43.180
9	22	MALONEY Z. Formula Alpi	1'43.061	19	ROSSO A. Formula Alpi	1'43.170
8	6	HADJAR I. Formula Alpi	1'42.838	11	PETECOF G. Formula Alpi	1'43.001
7	46	MINI G. Formula Alpi	1'42.809	21	QUINN A. Formula Alpi	1'42.835
6	35	DELLI GUANTI P. Formula Alpi	1'42.727	27	HAVERKORT K. Formula Alpi	1'42.759
5	12	VIDALES D. Formula Alpi	1'42.623	85	BORTOLETO G. Formula Alpi	1'42.623
4	26	SAUCY G. Formula Alpi	1'42.528	8	ALATALO W. Formula Alpi	1'42.580
3	43	COLAPINTO F. Formula Alpi	1'42.445	10	DAVID H. Formula Alpi	1'42.447
2	30	BELOV M. Formula Alpi	1'42.259	64	BOYA M. Formula Alpi	1'42.444
1	1	ARON P. Formula Alpi	1'42.112	17	BEGANOVIC D. Formula Alpi	1'42.228

The Driver n. 77 (Van't Hoff D.) drop 2 position for Stewards decision n.16 from Valencia Round

09/10/2021 Chairman of the Jury

