

ACI Racing Weekend Mugello, 09-10 Ottobre 2021

Results Qualifying 2

Aut.Int. Mugello 5.245 m

1 / 2

No.	Driver	Nat	Entrant	Team	Car	Class	Time	Gap	Rel.	Laps
1	1 ARON Paul	EST	Prema Powerteam	Prema Powerteam	Formula Alpine		1'41.991			8
2	26 SAUCY Grégoire	CHE	ART Grand Prix	ART Grand Prix	Formula Alpine		1'42.071	0.080	0.080	9
3	17 BEGANOVIC Dino	SWE	Prema Powerteam	Prema Powerteam	Formula Alpine	R	1'42.148	0.157	0.077	8
4	43 COLAPINTO Franco	ARG	MP Motorsport	MP Motorsport	Formula Alpine		1'42.240	0.249	0.092	7
5	64 BOYA Mari	ESP	Van Amersfoort Racing	Van Amersfoort Racing	Formula Alpine	R	1'42.265	0.274	0.025	8
6	30 BELOV Michael	RUS	G4 Racing	G4 Racing	Formula Alpine		1'42.276	0.285	0.011	8
7	27 HAVERKORT Kas	NED	MP Motorsport	MP Motorsport	Formula Alpine	R	1'42.327	0.336	0.051	8
8	35 DELLI GUANTI Pietro	ITA	Monolite Racing	Monolite Racing	Formula Alpine	R	1'42.378	0.387	0.051	8
9	10 DAVID Hadrien	FRA	R-Ace GP	R-Ace GP	Formula Alpine		1'42.379	0.388	0.001	9
10	85 BORTOLETO Gabriel	BRA	FA Racing	FA Racing	Formula Alpine	R	1'42.431	0.440	0.052	7
11	21 QUINN Alex	GBR	Arden	Arden	Formula Alpine		1'42.467	0.476	0.036	9
12	46 MINI Gabriele	ITA	ART Grand Prix	ART Grand Prix	Formula Alpine	R	1'42.471	0.480	0.004	8
13	6 HADJAR Isack	FRA	R-Ace GP	R-Ace GP	Formula Alpine	R	1'42.749	0.758	0.278	8
14	11 PETECOF Gianluca	BRA	KIC Motorsport	KIC Motorsport	Formula Alpine		1'42.796	0.805	0.047	7
15	8 ALATALO William	FIN	Arden	Arden	Formula Alpine		1'42.918	0.927	0.122	9
16	22 MALONEY Zane	BAR	R-Ace GP	R-Ace GP	Formula Alpine		1'43.005	1.014	0.087	8
17	51 PIZZI Francesco	ITA	Van Amersfoort Racing	Van Amersfoort Racing	Formula Alpine	R	1'43.012	1.021	0.007	8
18	19 ROSSO Andrea	ITA	FA Racing	FA Racing	Formula Alpine	R	1'43.094	1.103	0.082	7
19	33 COHEN Ido	ISR	JD Motorsport	JD Motorsport	Formula Alpine		1'43.099	1.108	0.005	7
20	12 VIDALES David	ESP	Prema Powerteam	Prema Powerteam	Formula Alpine		1'43.236	1.245	0.137	8
21	7 GNOS Axel	CHE	G4 Racing	G4 Racing	Formula Alpine	R	1'43.245	1.254	0.009	8
22	41 PESCE Emidio	ITA	DR Formula	DR Formula	Formula Alpine		1'43.251	1.260	0.006	8
23	77 VAN'T HOFF Dilano	NED	MP Motorsport	MP Motorsport	Formula Alpine	WC	1'43.252	1.261	0.001	8
24	97 MEGUETOUNIF Sami	FRA	R-Ace GP	R-Ace GP	Formula Alpine	WC	1'43.254	1.263	0.002	8
25	62 FLUXA Lorenzo	ESP	Van Amersfoort Racing	Van Amersfoort Racing	Formula Alpine		1'43.320	1.329	0.066	8
26	91 BARRICHELLO Eduardo	BRA	JD Motorsport	JD Motorsport	Formula Alpine	R	1'43.481	1.490	0.161	7
27	5 PASMA Patrik	FIN	ART Grand Prix	ART Grand Prix	Formula Alpine		1'43.567	1.576	0.086	9
28	99 GARFIAS José	MEX	Monolite Racing	Monolite Racing	Formula Alpine	R	1'43.643	1.652	0.076	8
29	2 GOHLER Nico	GER	KIC Motorsport	KIC Motorsport	Formula Alpine	R	1'43.650	1.659	0.007	8
30	14 MARINANGELI Nicola	ITA	Arden	Arden	Formula Alpine		1'43.901	1.910	0.251	8
31	89 DEUKMEDJIAN Arias	USA	FA Racing	FA Racing	Formula Alpine	WC	1'44.001	2.010	0.100	8
32	96 GOETHE Oliver	DNK	MP Motorsport	MP Motorsport	Formula Alpine	R	1'44.077	2.086	0.076	8
33	16 SMITH Tommy	AUS	JD Motorsport	JD Motorsport	Formula Alpine		1'44.195	2.204	0.118	8
34	25 BARDINON Alexandre	FRA	FA Racing	FA Racing	Formula Alpine		1'44.518	2.527	0.323	8
35	13 FERATI Jasin	CHE	KIC Motorsport	KIC Motorsport	Formula Alpine	R	1'44.655	2.664	0.137	9
36	15 BUHLER Léna	CHE	R-Ace GP	R-Ace GP	Formula Alpine	R	1'45.354	3.363	0.699	8

n.13 (Ferati J.) Best time Deleted for Red Flag

Humidity:	60%	Air	11°C
Condition:	DRY	Track	9°C

Clerk of the Course : Antonio Canu

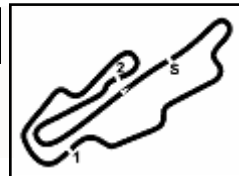
Race Director : Tamás Zettner Jr.

Start	End
10/10/2021 08:59	09:23



Powered by FICr PERUGIA TIMING





ACI Racing Weekend Mugello, 09-10 Ottobre 2021
Results Qualifying 2

Aut.Int. Mugello 5.245 m
2 / 2

Penalty and Infringement

09.22 13 J. FERATI Best time Deleted

Fastest Laps Sequence

No.	Entrant	Nat	Team	Car	Local Time	Time	Gap	Avg
13	J. FERATI	CHE	KIC Motorsport	Formula Alpine	09:04'26.979	1'53.823		165,889
17	D. BEGANOVIC	SWE	Prema Powerteam	Formula Alpine	09:07'37.594	1'49.295	-4.528	172,762
85	G. BORTOLETO	BRA	FA Racing	Formula Alpine	09:07'49.430	1'49.275	-0.020	172,793
13	J. FERATI	CHE	KIC Motorsport	Formula Alpine	09:08'11.281	1'48.212	-1.063	174,491
17	D. BEGANOVIC	SWE	Prema Powerteam	Formula Alpine	09:09'24.964	1'47.370	-0.842	175,859
7	A. GNOS	CHE	G4 Racing	Formula Alpine	09:10'53.648	1'46.416	-0.954	177,436
17	D. BEGANOVIC	SWE	Prema Powerteam	Formula Alpine	09:11'07.526	1'42.562	-3.854	184,103
35	P. DELLI GUANTI	ITA	Monolite Racing	Formula Alpine	09:12'07.661	1'42.508	-0.054	184,200
17	D. BEGANOVIC	SWE	Prema Powerteam	Formula Alpine	09:12'49.674	1'42.148	-0.360	184,849
26	G. SAUCY	CHE	ART Grand Prix	Formula Alpine	09:13'57.476	1'42.071	-0.077	184,989
1	P. ARON	EST	Prema Powerteam	Formula Alpine	09:16'30.161	1'41.991	-0.080	185,134

Clerk of the Course : Antonio Canu

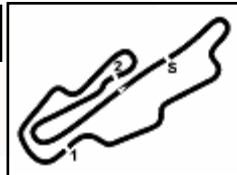
Race Director : Tamás Zettner Jr.

10/10/2021 Start 08:59 End 09:23



Powered by FICr PERUGIA TIMING





ACI Racing Weekend Mugello, 09-10 Ottobre 2021

Best Sector & Speed Qualifying 2

Aut.Int. Mugello 5.245 m

BEST LAP			
1	1	ARON Paul	Formula Alpine 1'41.991
2	26	SAUCY Grégoire	Formula Alpine 1'42.071
3	17	BEGANOVIC Dino	Formula Alpine 1'42.148
4	43	COLAPINTO Franco	Formula Alpine 1'42.240
5	64	BOYA Mari	Formula Alpine 1'42.265
6	30	BELOV Michael	Formula Alpine 1'42.276
7	27	HAVERKORT Kas	Formula Alpine 1'42.327
8	35	DELLI GUANTI Pietro	Formula Alpine 1'42.378
9	10	DAVID Hadrien	Formula Alpine 1'42.379
10	85	BORTOLETO Gabriel	Formula Alpine 1'42.431
11	21	QUINN Alex	Formula Alpine 1'42.467
12	46	MINI Gabriele	Formula Alpine 1'42.471
13	6	HADJAR Isack	Formula Alpine 1'42.749
14	11	PETECOF Gianluca	Formula Alpine 1'42.796
15	8	ALATALO William	Formula Alpine 1'42.918
16	22	MALONEY Zane	Formula Alpine 1'43.005
17	51	PIZZI Francesco	Formula Alpine 1'43.012
18	19	ROSSO Andrea	Formula Alpine 1'43.094
19	33	COHEN Ido	Formula Alpine 1'43.099
20	12	VIDALES David	Formula Alpine 1'43.236
21	7	GNOS Axel	Formula Alpine 1'43.245
22	41	PESCE Emidio	Formula Alpine 1'43.251
23	77	VAN'T HOFF Dilano	Formula Alpine 1'43.252
24	97	MEGUETOUNIF Sami	Formula Alpine 1'43.254
25	62	FLUXA Lorenzo	Formula Alpine 1'43.320
26	91	BARRICHELLO Eduardo	Formula Alpine 1'43.481
27	5	PASMA Patrik	Formula Alpine 1'43.567
28	99	GARFIAS José	Formula Alpine 1'43.643
29	2	GOHLER Nico	Formula Alpine 1'43.650
30	14	MARINANGELI Nicola	Formula Alpine 1'43.901
31	89	DEUKMEDJIAN Arias	Formula Alpine 1'44.001
32	96	GOETHE Oliver	Formula Alpine 1'44.077
33	16	SMITH Tommy	Formula Alpine 1'44.195
34	25	BARDINON Alexandre	Formula Alpine 1'44.518
35	13	FERATI Jasin	Formula Alpine 1'44.655
36	15	BUHLER Léna	Formula Alpine 1'45.354

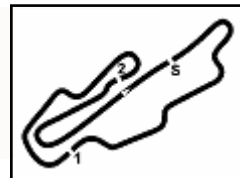
SPEED			
1	33	COHEN Ido	Formula Alpine 238,4
2	85	BORTOLETO Gabriel	Formula Alpine 237,9
3	27	HAVERKORT Kas	Formula Alpine 237,4
4	35	DELLI GUANTI Pietro	Formula Alpine 236,3
5	46	MINI Gabriele	Formula Alpine 236,3
6	5	PASMA Patrik	Formula Alpine 236,3
7	91	BARRICHELLO Eduardo	Formula Alpine 235,8
8	2	GOHLER Nico	Formula Alpine 235,3
9	1	ARON Paul	Formula Alpine 235,3
10	51	PIZZI Francesco	Formula Alpine 235,3
11	17	BEGANOVIC Dino	Formula Alpine 235,3
12	16	SMITH Tommy	Formula Alpine 235,3
13	43	COLAPINTO Franco	Formula Alpine 235,3
14	10	DAVID Hadrien	Formula Alpine 235,3
15	77	VAN'T HOFF Dilano	Formula Alpine 235,3
16	6	HADJAR Isack	Formula Alpine 234,8
17	19	ROSSO Andrea	Formula Alpine 234,8
18	99	GARFIAS José	Formula Alpine 234,8
19	97	MEGUETOUNIF Sami	Formula Alpine 234,8
20	26	SAUCY Grégoire	Formula Alpine 234,8
21	8	ALATALO William	Formula Alpine 234,8
22	62	FLUXA Lorenzo	Formula Alpine 234,8
23	41	PESCE Emidio	Formula Alpine 234,8
24	22	MALONEY Zane	Formula Alpine 234,8
25	96	GOETHE Oliver	Formula Alpine 234,3
26	25	BARDINON Alexandre	Formula Alpine 234,3
27	30	BELOV Michael	Formula Alpine 234,3
28	64	BOYA Mari	Formula Alpine 234,3
29	21	QUINN Alex	Formula Alpine 233,8
30	12	VIDALES David	Formula Alpine 233,8
31	15	BUHLER Léna	Formula Alpine 233,8
32	13	FERATI Jasin	Formula Alpine 233,8
33	11	PETECOF Gianluca	Formula Alpine 233,3
34	14	MARINANGELI Nicola	Formula Alpine 232,8
35	7	GNOS Axel	Formula Alpine 232,3
36	89	DEUKMEDJIAN Arias	Formula Alpine 231,3

SEG. 1		
1	1	ARON Paul 35.433
2	26	SAUCY Grégoire 35.433
3	43	COLAPINTO Franco 35.439
4	17	BEGANOVIC Dino 35.464
5	21	QUINN Alex 35.505
6	64	BOYA Mari 35.551
7	30	BELOV Michael 35.560
8	46	MINI Gabriele 35.565
9	85	BORTOLETO Gabriel 35.567
10	27	HAVERKORT Kas 35.578
11	35	DELLI GUANTI Pietro 35.587
12	6	HADJAR Isack 35.594
13	22	MALONEY Zane 35.616
14	10	DAVID Hadrien 35.637
15	8	ALATALO William 35.697
16	11	PETECOF Gianluca 35.700
17	51	PIZZI Francesco 35.777
18	12	VIDALES David 35.787
19	62	FLUXA Lorenzo 35.804
20	77	VAN'T HOFF Dilano 35.821
21	7	GNOS Axel 35.848
22	33	COHEN Ido 35.873
23	19	ROSSO Andrea 35.895
24	91	BARRICHELLO Eduardo 35.917
25	41	PESCE Emidio 35.926
26	97	MEGUETOUNIF Sami 35.937
27	5	PASMA Patrik 35.978
28	2	GOHLER Nico 36.060
29	14	MARINANGELI Nicola 36.076
30	96	GOETHE Oliver 36.092
31	99	GARFIAS José 36.128
32	89	DEUKMEDJIAN Arias 36.186
33	16	SMITH Tommy 36.186
34	25	BARDINON Alexandre 36.322
35	13	FERATI Jasin 36.341
36	15	BUHLER Léna 36.512

SEG. 2		
1	64	BOYA Mari 29.676
2	1	ARON Paul 29.801
3	26	SAUCY Grégoire 29.838
4	30	BELOV Michael 29.883
5	17	BEGANOVIC Dino 29.896
6	35	DELLI GUANTI Pietro 29.931
7	10	DAVID Hadrien 29.957
8	11	PETECOF Gianluca 29.991
9	85	BORTOLETO Gabriel 30.000
10	46	MINI Gabriele 30.009
11	21	QUINN Alex 30.029
12	77	VAN'T HOFF Dilano 30.030
13	43	COLAPINTO Franco 30.047
14	27	HAVERKORT Kas 30.085
15	6	HADJAR Isack 30.109
16	33	COHEN Ido 30.130
17	51	PIZZI Francesco 30.151
18	97	MEGUETOUNIF Sami 30.183
19	7	GNOS Axel 30.197
20	62	FLUXA Lorenzo 30.198
21	12	VIDALES David 30.228
22	41	PESCE Emidio 30.232
23	8	ALATALO William 30.233
24	89	DEUKMEDJIAN Arias 30.332
25	2	GOHLER Nico 30.357
26	22	MALONEY Zane 30.372
27	19	ROSSO Andrea 30.376
28	99	GARFIAS José 30.377
29	91	BARRICHELLO Eduardo 30.381
30	16	SMITH Tommy 30.445
31	96	GOETHE Oliver 30.470
32	5	PASMA Patrik 30.553
33	13	FERATI Jasin 30.559
34	14	MARINANGELI Nicola 30.654
35	25	BARDINON Alexandre 30.817
36	15	BUHLER Léna 31.196

SEG. 3		
1	1	ARON Paul 36.659
2	27	HAVERKORT Kas 36.664
3	43	COLAPINTO Franco 36.698
4	30	BELOV Michael 36.742
5	35	DELLI GUANTI Pietro 36.755
6	10	DAVID Hadrien 36.785
7	17	BEGANOVIC Dino 36.788
8	26	SAUCY Grégoire 36.800
9	19	ROSSO Andrea 36.817
10	6	HADJAR Isack 36.833
11	11	PETECOF Gianluca 36.860
12	85	BORTOLETO Gabriel 36.864
13	46	MINI Gabriele 36.897
14	21	QUINN Alex 36.916
15	22	MALONEY Zane 36.923
16	8	ALATALO William 36.964
17	97	MEGUETOUNIF Sami 36.987
18	12	VIDALES David 36.996
19	51	PIZZI Francesco 37.025
20	64	BOYA Mari 37.030
21	5	PASMA Patrik 37.036
22	33	COHEN Ido 37.067
23	77	VAN'T HOFF Dilano 37.082
24	41	PESCE Emidio 37.086
25	14	MARINANGELI Nicola 37.103
26	99	GARFIAS José 37.138
27	7	GNOS Axel 37.160
28	91	BARRICHELLO Eduardo 37.168
29	2	GOHLER Nico 37.233
30	62	FLUXA Lorenzo 37.243
31	16	SMITH Tommy 37.298
32	96	GOETHE Oliver 37.309
33	25	BARDINON Alexandre 37.316
34	15	BUHLER Léna 37.385
35	13	FERATI Jasin 37.469
36	89	DEUKMEDJIAN Arias 37.483





ACI Racing Weekend Mugello, 09-10 Ottobre 2021

Ideal Time Qualifying 2

Aut.Int. Mugello 5.245 m
1 / 2

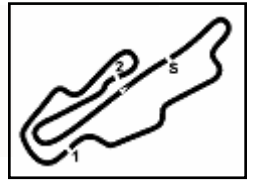
No.	Driver	Car	Seg. 1	Seg. 2	Seg. 3	Ideal Time		
			Diff. 1	Diff. 2	Diff. 3	Best Lap	Pos.	Diff.
1	1 ARON P. (EST)	Formula Alpine	35.433 +0.098	29.801	36.659	1'41.893 1'41.991	1	0.098
2	26 SAUCY G. (CHE)	Formula Alpine	35.433	29.838	36.800	1'42.071 1'42.071	2	
3	17 BEGANOVIC D. (SWE)	Formula Alpine	35.464	29.896	36.788	1'42.148 1'42.148	3	
4	43 COLAPINTO F. (ARG)	Formula Alpine	35.439 +0.056	30.047	36.698	1'42.184 1'42.240	4	0.056
5	30 BELOV M. (RUS)	Formula Alpine	35.560	29.883	36.742 +0.091	1'42.185 1'42.276	6	0.091
6	64 BOYA M. (ESP)	Formula Alpine	35.551 +0.008	29.676	37.030	1'42.257 1'42.265	5	0.008
7	35 DELLI GUANTI P. (ITA)	Formula Alpine	35.587	29.931	36.755 +0.105	1'42.273 1'42.378	8	0.105
8	27 HAVERKORT K. (NED)	Formula Alpine	35.578	30.085	36.664	1'42.327 1'42.327	7	
9	10 DAVID H. (FRA)	Formula Alpine	35.637	29.957	36.785	1'42.379 1'42.379	9	
10	85 BORTOLETO G. (BRA)	Formula Alpine	35.567	30.000	36.864	1'42.431 1'42.431	10	
11	21 QUINN A. (GBR)	Formula Alpine	35.505	30.029	36.916 +0.017	1'42.450 1'42.467	11	0.017
12	46 MINI G. (ITA)	Formula Alpine	35.565	30.009	36.897	1'42.471 1'42.471	12	
13	6 HADJAR I. (FRA)	Formula Alpine	35.594 +0.213	30.109	36.833	1'42.536 1'42.749	13	0.213
14	11 PETECOF G. (BRA)	Formula Alpine	35.700	29.991	36.860 +0.245	1'42.551 1'42.796	14	0.245
15	8 ALATALO W. (FIN)	Formula Alpine	35.697	30.233 +0.024	36.964	1'42.894 1'42.918	15	0.024
16	22 MALONEY Z. (BAR)	Formula Alpine	35.616	30.372	36.923 +0.094	1'42.911 1'43.005	16	0.094
17	77 VAN'T HOFF D. (NED)	Formula Alpine	35.821	30.030 +0.319	37.082	1'42.933 1'43.252	23	0.319
18	51 PIZZI F. (ITA)	Formula Alpine	35.777 +0.020	30.151 +0.039	37.025	1'42.953 1'43.012	17	0.059
19	12 VIDALES D. (ESP)	Formula Alpine	35.787	30.228 +0.225	36.996	1'43.011 1'43.236	20	0.225
20	33 COHEN I. (ISR)	Formula Alpine	35.873	30.130	37.067 +0.029	1'43.070 1'43.099	19	0.029
21	19 ROSSO A. (ITA)	Formula Alpine	35.895 +0.006	30.376	36.817	1'43.088 1'43.094	18	0.006
22	97 MEGUETOUNIF S. (FRA)	Formula Alpine	35.937	30.183 +0.007	36.987 +0.140	1'43.107 1'43.254	24	0.140
23	7 GNOS A. (CHE)	Formula Alpine	35.848	30.197 +0.040	37.160	1'43.205 1'43.245	21	0.040
24	41 PESCE E. (ITA)	Formula Alpine	35.926 +0.007	30.232	37.086	1'43.244 1'43.251	22	0.007
25	62 FLUXA L. (ESP)	Formula Alpine	35.804	30.198	37.243 +0.075	1'43.245 1'43.320	25	0.075
26	91 BARRICHELLO E. (BRA)	Formula Alpine	35.917 +0.015	30.381	37.168	1'43.466 1'43.481	26	0.015
27	5 PASMA P. (FIN)	Formula Alpine	35.978	30.553	37.036	1'43.567 1'43.567	27	
28	99 GARFIAS J. (MEX)	Formula Alpine	36.128	30.377	37.138	1'43.643 1'43.643	28	
29	2 GOHLER N. (GER)	Formula Alpine	36.060	30.357	37.233	1'43.650 1'43.650	29	
30	14 MARINANGELI N. (ITA)	Formula Alpine	36.076 +0.068	30.654	37.103	1'43.833 1'43.901	30	0.068
31	96 GOETHE O. (DNK)	Formula Alpine	36.092	30.470	37.309 +0.206	1'43.871 1'44.077	32	0.206
32	16 SMITH T. (AUS)	Formula Alpine	36.186 +0.253	30.445 +0.013	37.298	1'43.929 1'44.195	33	0.266
33	89 DEUKMEDJIAN A. (USA)	Formula Alpine	36.186	30.332	37.483	1'44.001 1'44.001	31	

10/10/2021



Powered by FICr PERUGIA TIMING





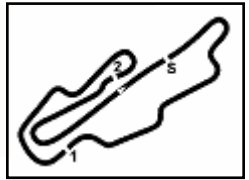
ACI Racing Weekend Mugello, 09-10 Ottobre 2021

Ideal Time Qualifying 2

Aut.Int. Mugello 5.245 m
2 / 2

No.	Driver	Car	Seg. 1	Seg. 2	Seg. 3	Ideal Time		
			Diff. 1	Diff. 2	Diff. 3	Best Lap	Pos.	Diff.
34	13 FERATI J. (CHE)	Formula Alpine	36.341	30.559 +0.278	37.469 +0.008	1'44.369		
35	25 BARDINON A. (FRA)	Formula Alpine	36.322	30.817	37.316 +0.063	1'44.455	35	0.286
36	15 BUHLER L. (CHE)	Formula Alpine	36.512	31.196	37.385 +0.261	1'45.093	34	0.063
						1'45.354	36	0.261
Overall Ideal Time			35.433	35.433	29.676 36.659	1'41.768		




 ACI Racing Weekend Mugello, 09-10 Ottobre 2021
 Chronological Analysis Qualifying 2

1 P. ARON (1'41.991)						
Lap	Seg.1	Seg.2	Seg.3	Lap Time	km/h	Local Time
1						9:03'43.045
2	50.097	37.530	40.199	2'07.826P	162,7	9:05'50.871
3	38.843	33.644	37.942	1'50.429	223,1	9:07'41.300
4	37.525	32.096	38.257	1'47.878	231,8	9:09'29.178
5	35.807	29.983	36.914	1'42.704	233,3	9:11'11.882
6	35.433	29.962	36.760	1'42.155	230,8	9:12'54.037
7	41.942	34.843	37.348	1'54.133	233,8	9:14'48.170
8	35.531	29.801	36.659	1'41.991	230,3	9:16'30.161
9	39.323	35.042	4'44.215	5'58.580P	235,3	9:22'28.741

8 W. ALATALO (1'42.918)						
Lap	Seg.1	Seg.2	Seg.3	Lap Time	km/h	Local Time
1						9:00'12.896
2	51.803	39.153	2'23.764	3'54.720P	147,7	9:04'07.616
3	55.665	38.593	41.390	2'15.648P	134,0	9:06'23.264
4	41.690	34.770	39.522	1'55.982	220,4	9:08'19.246
5	39.103	32.793	41.428	1'53.324	225,5	9:10'12.570
6	36.176	31.029	40.416	1'47.621	234,3	9:12'00.191
7	35.807	30.233	36.992	1'43.032	234,3	9:13'43.223
8	40.237	36.036	37.656	1'53.929	234,8	9:15'37.152
9	35.697	30.257	36.964	1'42.918	233,3	9:17'20.070
10	40.551		5'18.067P	234,8		9:22'38.137

2 N. GOHLER (1'43.650)						
Lap	Seg.1	Seg.2	Seg.3	Lap Time	km/h	Local Time
1						9:02'01.752
2	55.350	41.409	44.554	2'21.313P	155,8	9:04'23.065
3	43.153	38.100	41.785	2'03.038	214,7	9:06'26.103
4	40.662	35.776	39.355	1'55.793	210,5	9:08'21.896
5	39.328	32.704	46.604	1'58.636	227,8	9:10'20.532
6	36.399	30.385	37.474	1'44.258	234,3	9:12'04.790
7	36.060	30.357	37.233	1'43.650	235,3	9:13'48.440
8	36.210	36.098	38.912	1'51.220	233,3	9:15'39.660
9	36.151	30.568	37.260	1'43.979	233,3	9:17'23.639

10 H. DAVID (1'42.379)						
Lap	Seg.1	Seg.2	Seg.3	Lap Time	km/h	Local Time
1						9:03'31.796
2	58.205	39.343	40.612	2'18.160P	135,5	9:05'49.956
3	39.421	33.350	38.459	1'51.230	221,8	9:07'41.186
4	38.625	32.788	39.257	1'50.670	228,3	9:09'31.856
5	36.020	30.181	36.916	1'43.117	235,3	9:11'14.973
6	35.637	29.957	36.785	1'42.379	232,8	9:12'57.352
7	42.236	37.965	45.037	2'05.238	225,0	9:15'02.590
8	35.944	30.292	38.588	1'44.824	231,3	9:16'47.414
9	37.573	33.174	1'52.799	3'03.546P	232,3	9:19'50.960
10			2'08.123P			9:21'59.083

5 P. PASMA (1'43.567)						
Lap	Seg.1	Seg.2	Seg.3	Lap Time	km/h	Local Time
1						9:00'10.269
2	52.451	38.348	2'45.950	4'16.749P	147,5	9:04'27.018
3	53.857	39.336	41.699	2'14.892P	154,3	9:06'41.910
4	41.102	33.540	39.345	1'53.987	205,7	9:08'35.897
5	38.173	37.324	48.418	2'03.915	231,8	9:10'39.812
6	36.404	30.568	37.108	1'44.080	232,8	9:12'23.892
7	35.978	30.553	37.036	1'43.567	234,3	9:14'07.459
8	38.212	34.784	43.053	1'56.049	233,3	9:16'03.508
9	36.150	30.754	40.476	1'47.380	236,3	9:17'50.888
10	44.878		4'25.396P	234,3		9:22'16.284

11 G. PETECOF (1'42.796)						
Lap	Seg.1	Seg.2	Seg.3	Lap Time	km/h	Local Time
1						9:04'03.025
2	58.406	39.369	41.524	2'19.299P	134,0	9:06'22.324
3	41.676	34.463	39.949	1'56.088	222,7	9:08'18.412
4	38.692	32.995	48.870	2'00.557	221,3	9:10'18.969
5	35.880	30.132	39.273	1'45.285	231,8	9:12'04.254
6	35.700	29.991	37.105	1'42.796	233,3	9:13'47.050
7	43.197	37.117	50.182	2'10.496	232,3	9:15'57.546
8	35.909	30.048	36.860	1'42.817	232,8	9:17'40.363

6 I. HADJAR (1'42.749)						
Lap	Seg.1	Seg.2	Seg.3	Lap Time	km/h	Local Time
1						9:03'38.282
2	53.725	38.555	41.121	2'13.401P	149,2	9:05'51.683
3	39.238	33.572	38.501	1'51.311	225,0	9:07'42.994
4	38.800	35.516	40.033	1'54.349	227,4	9:09'37.343
5	35.913	30.220	36.857	1'42.990	234,8	9:11'20.333
6	35.605	31.903	38.073	1'45.581	232,8	9:13'05.914
7	35.594	30.141	46.017	1'51.752	234,3	9:14'57.666
8	35.807	30.109	36.833	1'42.749	230,8	9:16'40.415
9	39.671	36.222	4'08.381	5'24.274P	232,8	9:22'04.689

12 D. VIDALES (1'43.236)						
Lap	Seg.1	Seg.2	Seg.3	Lap Time	km/h	Local Time
1						9:03'44.360
2	51.994	35.995	39.631	2'07.620P	150,6	9:05'51.980
3	39.061	33.871	38.520	1'51.452	227,8	9:07'43.432
4	42.914	31.652	43.117	1'57.683	231,8	9:09'41.115
5	36.613	30.728	37.207	1'44.548	232,3	9:11'25.663
6	36.039	30.228	37.090	1'43.357	231,3	9:13'09.020
7	35.787	30.453	36.996	1'43.236	233,8	9:14'52.256
8	35.958	36.551	40.863	1'53.372	229,8	9:16'45.628
9	35.908	30.208	4'34.296	5'40.412P	232,3	9:22'26.040

7 A. GNOS (1'43.245)						
Lap	Seg.1	Seg.2	Seg.3	Lap Time	km/h	Local Time
1						9:03'08.660
2	53.938	38.727	42.258	2'14.923P	133,8	9:05'23.583
3	40.816	34.271	39.728	1'54.815	222,7	9:07'18.398
4	37.338	31.107	40.389	1'48.834	222,2	9:09'07.232
5	36.084	30.235	40.097	1'46.416	232,3	9:10'53.648
6	41.008	35.979	37.693	1'54.680	222,7	9:12'48.328
7	35.848	30.237	37.160	1'43.245	231,8	9:14'31.573
8	43.830	34.201	38.947	1'56.978	227,8	9:16'28.551
9	35.873	30.197	5'22.405	6'28.475P	232,3	9:22'57.026

13 J. FERATI (1'44.655)						
Lap	Seg.1	Seg.2	Seg.3	Lap Time	km/h	Local Time
1						9:00'21.686
2	52.357	37.491	41.622	2'11.470P	147,7	9:02'33.156
3	39.549	35.724	38.550	1'53.823	221,3	9:04'26.979
4	39.489	36.813	39.788	1'56.090	227,4	9:06'23.069
5	38.769	31.869	37.574	1'48.212	228,8	9:08'11.281
6	37.763	33.484	44.206	1'55.453	232,8	9:10'06.734
7	36.713	30.674	37.469	1'44.856	232,8	9:11'51.590
8	36.368	30.559	37.386	1'44.313C	233,8	9:13'35.903

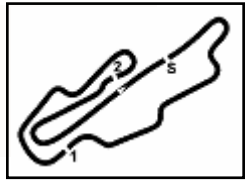
10/10/2021

P = Pits In/Out - C = Lap Time Cancelled



Powered by FICR PERUGIA TIMING





Aut.Int. Mugello 5.245 m

2 / 4

ACI Racing Weekend Mugello, 09-10 Ottobre 2021

Chronological Analysis Qualifying 2

9	38.147	32.688	37.742	1'48.577	232,8	9:15'24.480	8	35.901	30.376	36.817	1'43.094	232,8	9:16'53.433
10	36.341	30.837	37.477	1'44.655	231,8	9:17'09.135							

14 N. MARINANGELI (1'43.901)							21 A. QUINN (1'42.467)						
Lap	Seg.1	Seg.2	Seg.3	Lap Time	km/h	Local Time	Lap	Seg.1	Seg.2	Seg.3	Lap Time	km/h	Local Time
1						9:03'41.548	2	51.562	39.960	2'35.852	4'07.374P	157,7	9:04'18.976
2	51.213	38.743	41.045	2'11.001P	142,3	9:05'52.549	3	52.424	39.201	45.635	2'17.260P	153,2	9:06'36.236
3	39.316	33.707	38.737	1'51.760	225,5	9:07'44.309	4	43.560	35.544	42.337	2'01.441	185,9	9:08'37.677
4	38.650	34.811	46.823	2'00.284	228,3	9:09'44.593	5	41.025	36.493	53.360	2'10.878	196,7	9:10'48.555
5	36.517	30.679	37.214	1'44.410	231,3	9:11'29.003	6	36.189	30.226	36.916	1'43.331	229,8	9:12'31.886
6	36.076	30.818	37.127	1'44.021	231,8	9:13'13.024	7	35.505	30.029	36.933	1'42.467	233,8	9:14'14.353
7	38.649	32.753	42.446	1'53.848	232,8	9:15'06.872	8	38.846	36.087	42.259	1'57.192	231,8	9:16'11.545
8	36.144	30.654	37.103	1'43.901	230,8	9:16'50.773	9	35.652	30.037	36.904	1'42.593C	232,8	9:17'54.138
9	38.091	33.853	4'38.299	5'50.243P	230,8	9:22'41.016	10	46.830			4'41.771P	180,6	9:22'35.909

15 L. BUHLER (1'45.354)							22 Z. MALONEY (1'43.005)						
Lap	Seg.1	Seg.2	Seg.3	Lap Time	km/h	Local Time	Lap	Seg.1	Seg.2	Seg.3	Lap Time	km/h	Local Time
1						9:03'46.486	1						9:03'33.489
2	56.264	42.100	43.618	2'21.982P	140,6	9:06'08.468	2	57.411	39.208	40.385	2'17.004P	119,6	9:05'50.493
3	42.210	38.948	41.701	2'02.859	213,4	9:08'11.327	3	39.945	33.682	38.318	1'51.945	226,4	9:07'42.438
4	39.079	34.047	43.491	1'56.617	215,6	9:10'07.944	4	39.056	34.312	38.548	1'51.916	226,4	9:09'34.354
5	37.549	31.470	37.385	1'46.404	232,8	9:11'54.348	5	35.722	30.375	36.923	1'43.020	234,8	9:11'17.374
6	36.857	31.215	37.421	1'45.493	232,3	9:13'39.841	6	35.616	30.372	37.017	1'43.005	233,3	9:13'00.379
7	36.512	31.196	37.646	1'45.354	231,8	9:15'25.195	7	39.728	35.599	44.006	1'59.333	234,3	9:14'59.712
8	40.684	38.444	37.785	1'56.913	233,8	9:17'22.108	8	35.864	30.437	36.926	1'43.227	232,3	9:16'42.939
9	40.784		4'46.172P	232,3	9:22'08.280		9	38.678	37.129	4'03.105	5'18.912P	234,3	9:22'01.851

16 T. SMITH (1'44.195)							25 A. BARDINON (1'44.518)						
Lap	Seg.1	Seg.2	Seg.3	Lap Time	km/h	Local Time	Lap	Seg.1	Seg.2	Seg.3	Lap Time	km/h	Local Time
1						9:00'25.434	1						9:01'49.736
2	49.993	37.333	2'53.312	4'20.638P	164,9	9:04'46.072	2	54.896	40.780	43.475	2'19.151P	140,8	9:04'08.887
3	52.939	40.858	42.582	2'16.379P	146,5	9:07'02.451	3	41.611	37.273	42.332	2'01.216	226,4	9:06'10.103
4	40.727	33.263	39.168	1'53.158	218,2	9:08'55.609	4	40.803	36.826	38.710	1'56.339	228,3	9:08'06.442
5	37.772	32.136	49.589	1'59.497	227,8	9:10'55.106	5	37.659	35.094	42.775	1'55.528	228,3	9:10'01.970
6	36.663	30.445	37.601	1'44.709	232,8	9:12'39.815	6	36.600	30.939	37.316	1'44.855	232,8	9:11'46.825
7	36.439	30.458	37.298	1'44.195	235,3	9:14'24.010	7	36.322	30.817	37.379	1'44.518	232,8	9:13'31.343
8	37.715	32.483	41.637	1'51.835	222,7	9:16'15.845	8	37.995	31.995	38.944	1'48.934	233,3	9:15'20.277
9	36.186	30.468	37.147	1'43.801C	235,3	9:17'59.646	9	36.406	30.971	37.522	1'44.899	234,3	9:17'05.176

17 D. BEGANOVIC (1'42.148)							26 G. SAUCY (1'42.071)						
Lap	Seg.1	Seg.2	Seg.3	Lap Time	km/h	Local Time	Lap	Seg.1	Seg.2	Seg.3	Lap Time	km/h	Local Time
1						9:03'38.035	1						9:00'09.162
2	52.240	37.739	40.285	2'10.264P	157,4	9:05'48.299	2	52.843	38.006	2'33.869	4'04.718P	131,7	9:04'13.880
3	38.714	32.673	37.908	1'49.295	217,7	9:07'37.594	3	51.703	37.356	42.331	2'11.390P	161,4	9:06'25.270
4	37.313	32.293	37.764	1'47.370	223,6	9:09'24.964	4	42.809	35.185	41.140	1'59.134	163,9	9:08'24.404
5	35.687	29.959	36.916	1'42.562	233,8	9:11'07.526	5	39.533	37.005	51.407	2'07.945	186,9	9:10'32.349
6	35.464	29.896	36.788	1'42.148	232,3	9:12'49.674	6	35.991	30.158	36.907	1'43.056	231,8	9:12'15.405
7	42.665	33.832	37.992	1'54.489	235,3	9:14'44.163	7	35.433	29.838	36.800	1'42.071	234,8	9:13'57.476
8	35.669	29.956	36.830	1'42.455	229,8	9:16'26.618	8	38.712	32.972	38.992	1'50.676	220,0	9:15'48.152
9	39.946	34.735	4'50.772	6'05.453P	234,3	9:22'32.071	9	35.518	32.543	39.023	1'47.084	234,3	9:17'35.236
							10	42.616			4'38.398P	232,3	9:22'13.634

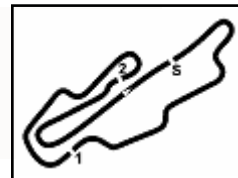
19 A. ROSSO (1'43.094)							27 K. HAVERKORT (1'42.327)						
Lap	Seg.1	Seg.2	Seg.3	Lap Time	km/h	Local Time	Lap	Seg.1	Seg.2	Seg.3	Lap Time	km/h	Local Time
1						9:03'51.843	1						9:03'56.508
2	52.437	39.561	41.612	2'13.610P	154,7	9:06'05.453	2	52.160	37.466	41.246	2'10.872P	153,0	9:06'07.380
3	39.944	33.752	38.643	1'52.339	223,6	9:07'57.792	3	39.531	33.904	38.381	1'51.816	222,7	9:07'59.196
4	37.716	32.416	41.312	1'51.444	228,3	9:09'49.236	4	38.955	33.840	39.087	1'51.882	209,7	9:09'51.078
5	36.353	30.732	36.978	1'44.063	234,8	9:11'33.299	5	35.691	30.201	36.763	1'42.655	235,3	9:11'33.733
6	35.895	30.489	36.954	1'43.338	233,3	9:13'16.637	6	37.769	32.531	40.912	1'51.212	237,4	9:13'24.945
7	41.103	34.750	37.849	1'53.702	233,8	9:15'10.339							

10/10/2021

P = Pits In/Out - C = Lap Time Cancelled



Powered by FICR PERUGIA TIMING


 ACI Racing Weekend Mugello, 09-10 Ottobre 2021
 Chronological Analysis Qualifying 2

Aut.Int. Mugello 5.245 m

3 / 4

7	37.018	32.920	38.691	1'48.629	235,3	9:15'13.574	8	35.439	30.186	5'24.824	6'30.449P	234,8	9:22'44.208
8	35.578	30.085	36.664	1'42.327	232,8	9:16'55.901							
9	36.982	33.223	4'41.400	5'51.605P	234,8	9:22'47.506							

30 M. BELOV (1'42.276)

Lap	Seg.1	Seg.2	Seg.3	Lap Time	km/h	Local Time
1						9:00'14.181
2	50.716	36.304	2'42.448	4'09.468P	157,7	9:04'23.649
3	56.728	42.734	41.316	2'20.778P	126,5	9:06'44.427
4	41.768	36.283	40.310	1'58.361	221,3	9:08'42.788
5	42.001	35.668	1'01.831	2'19.500	227,8	9:11'02.288
6	35.847	30.060	36.742	1'42.649	230,3	9:12'44.937
7	36.154	33.033	45.692	1'54.879	234,3	9:14'39.816
8	35.560	29.883	36.833	1'42.276	229,8	9:16'22.092
9	39.419	39.931	5'18.113	6'37.463P	233,3	9:22'59.555

46 G. MINI (1'42.471)

Lap	Seg.1	Seg.2	Seg.3	Lap Time	km/h	Local Time
1						9:00'08.305
2	51.723	38.946	2'54.934	4'25.603P	136,0	9:04'33.908
3	51.793	38.141	42.576	2'12.510P	155,8	9:06'46.418
4	40.752	35.793	41.282	1'57.827	210,5	9:08'44.245
5	39.856	34.817	46.275	2'00.948	195,3	9:10'45.193
6	35.897	30.137	36.901	1'42.935	234,3	9:12'28.128
7	35.565	30.009	36.897	1'42.471	236,3	9:14'10.599
8	40.133	35.862	41.782	1'57.777	233,8	9:16'08.376
9	35.657	30.777	5'06.521	6'12.955P	236,3	9:22'21.331

33 I. COHEN (1'43.099)

Lap	Seg.1	Seg.2	Seg.3	Lap Time	km/h	Local Time
1						9:03'53.917
2	54.132	39.154	41.413	2'14.699P	145,7	9:06'08.616
3	39.992	34.567	39.561	1'54.120	224,1	9:08'02.736
4	40.186	32.964	41.233	1'54.383	226,9	9:09'57.119
5	36.334	30.178	37.067	1'43.579	232,8	9:11'40.698
6	35.873	30.130	37.096	1'43.099	233,3	9:13'23.797
7	37.060	34.431	41.004	1'52.495	238,4	9:15'16.292
8	36.180	30.391	41.812	1'48.383	230,8	9:17'04.675

51 F. PIZZI (1'43.012)

Lap	Seg.1	Seg.2	Seg.3	Lap Time	km/h	Local Time
1						9:03'58.745
2	54.419	39.623	45.481	2'19.523P	152,1	9:06'18.268
3	42.514	36.147	40.559	1'59.220	182,4	9:08'17.488
4	41.345	32.777	42.285	1'56.407	200,0	9:10'13.895
5	36.020	30.422	37.212	1'43.654	233,8	9:11'57.549
6	35.777	30.151	37.097	1'43.025	231,8	9:13'40.574
7	39.765	33.841	39.510	1'53.116	235,3	9:15'33.690
8	35.797	30.190	37.025	1'43.012	231,8	9:17'16.702
9	43.497			5'49.532P	231,3	9:23'06.234

35 P. DELLI GUANTI (1'42.378)

Lap	Seg.1	Seg.2	Seg.3	Lap Time	km/h	Local Time
1						9:02'08.785
2	54.279	42.006	44.957	2'21.242P	138,6	9:04'30.027
3	43.014	37.052	41.478	2'01.544	184,0	9:06'31.571
4	39.302	34.916	44.770	1'58.988	210,1	9:08'30.559
5	35.808	32.456	46.330	1'54.594	235,8	9:10'25.153
6	35.767	29.986	36.755	1'42.508	234,3	9:12'07.661
7	35.587	29.931	36.860	1'42.378	236,3	9:13'50.039
8	42.700	43.490	45.219	2'11.409	236,3	9:16'01.448
9	35.947	35.006	41.242	1'52.195C	235,8	9:17'53.643

62 L. FLUXA (1'43.320)

Lap	Seg.1	Seg.2	Seg.3	Lap Time	km/h	Local Time
1						9:04'01.147
2	53.245	38.564	41.115	2'12.924P	133,7	9:06'14.071
3	39.642	34.832	38.567	1'53.041	210,9	9:08'07.112
4	37.279	32.975	42.661	1'52.915	226,9	9:10'00.027
5	36.173	30.336	37.243	1'43.752	233,3	9:11'43.779
6	35.804	30.198	37.318	1'43.320	234,3	9:13'27.099
7	39.257	32.579	38.806	1'50.642	232,8	9:15'17.741
8	35.889	30.254	37.902	1'44.045	234,8	9:17'01.786
9	39.580	39.546	4'49.797	6'08.923P	231,8	9:23'10.709

41 E. PESCE (1'43.251)

Lap	Seg.1	Seg.2	Seg.3	Lap Time	km/h	Local Time
1						9:02'12.722
2	56.484	40.645	43.517	2'20.646P	130,8	9:04'33.368
3	41.831	35.778	42.140	1'59.749	204,5	9:06'33.117
4	39.632	34.245	47.701	2'01.578	204,2	9:08'34.695
5	37.619	32.747	49.635	2'00.001	234,3	9:10'34.696
6	36.412	30.725	37.349	1'44.486	232,3	9:12'19.182
7	35.926	30.522	37.250	1'43.698	234,3	9:14'02.880
8	35.968	32.772	41.754	1'50.494	232,3	9:15'53.374
9	35.933	30.232	37.086	1'43.251	232,3	9:17'36.625

64 M. BOYA (1'42.265)

Lap	Seg.1	Seg.2	Seg.3	Lap Time	km/h	Local Time
1						9:04'12.189
2	56.305	41.348	45.588	2'23.241P	138,8	9:06'35.430
3	43.307	35.708	42.183	2'01.198	201,9	9:08'36.628
4	41.319	36.511	48.433	2'06.263	213,0	9:10'42.891
5	36.097	29.956	37.040	1'43.093	229,8	9:12'25.984
6	35.551	29.765	37.033	1'42.349	234,3	9:14'08.333
7	41.403	35.817	41.439	1'58.659	234,3	9:16'06.992
8	35.559	29.676	37.030	1'42.265	232,3	9:17'49.257
9	46.023			5'23.106P	201,1	9:23'12.363

43 F. COLAPINTO (1'42.240)

Lap	Seg.1	Seg.2	Seg.3	Lap Time	km/h	Local Time
1						9:04'39.360
2	57.390	40.798	41.828	2'20.016P	125,7	9:06'59.376
3	40.054	34.110	38.319	1'52.483	221,3	9:08'51.859
4	37.999	32.363	49.902	2'00.264	228,3	9:10'52.123
5	35.767	30.205	36.711	1'42.683	231,3	9:12'34.806
6	35.495	30.047	36.698	1'42.240	235,3	9:14'17.046
7	38.789	34.997	42.927	1'56.713	232,8	9:16'13.759

77 D. VAN'T HOFF (1'43.252)

Lap	Seg.1	Seg.2	Seg.3	Lap Time	km/h	Local Time
1						9:04'40.455
2	56.829	41.279	42.311	2'20.419P	123,9	9:07'00.874
3	39.876	34.097	39.358	1'53.331	220,0	9:08'54.205
4	37.491	32.167	49.772	1'59.430	229,3	9:10'53.635
5	36.298	30.310	37.225	1'43.833	231,3	9:12'37.468
6	35.821	30.349	37.082	1'43.252	235,3	9:14'20.720
7	38.946	33.406	42.121	1'54.473	231,3	9:16'15.193
8	35.959	30.030	37.122	1'43.111C	234,3	9:17'58.304

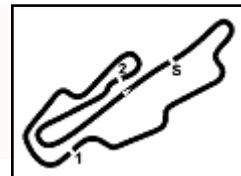
10/10/2021

P = Pits In/Out - C = Lap Time Cancelled



Powered by FICR PERUGIA TIMING





Aut.Int. Mugello 5.245 m

4 / 4

9 47.901 4'51.926P 161,2 9:22'50.230

99 J. GARFIAS (1'43.643)

85 G. BORTOLETO (1'42.431)						
Lap	Seg.1	Seg.2	Seg.3	Lap Time	km/h	Local Time
1						9:03'50.860
2	51.765	37.378	40.152	2'09.295P	145,0	9:06'00.155
3	38.507	32.664	38.104	1'49.275	225,0	9:07'49.430
4	37.871	32.220	42.755	1'52.846	228,3	9:09'42.276
5	36.071	31.612	37.568	1'45.251	232,8	9:11'27.527
6	35.567	30.000	36.864	1'42.431	233,8	9:13'09.958
7	39.492	32.484	43.457	1'55.433	236,3	9:15'05.391
8	35.600	30.003	36.894	1'42.497	235,3	9:16'47.888

Lap	Seg.1	Seg.2	Seg.3	Lap Time	km/h	Local Time
1						9:02'11.530
2	55.277	41.598	43.425	2'20.300P	123,0	9:04'31.830
3	42.169	36.635	41.724	2'00.528	190,5	9:06'32.358
4	39.270	35.163	45.672	2'00.105	210,1	9:08'32.463
5	36.629	30.964	42.252	1'49.845	234,8	9:10'22.308
6	38.589	33.261	37.451	1'49.301	232,8	9:12'11.609
7	36.128	30.377	37.138	1'43.643	233,3	9:13'55.252
8	40.967	38.228	44.251	2'03.446	231,8	9:15'58.698
9	36.587	33.190	39.641	1'49.418	234,8	9:17'48.116

89 A. DEUKMEDJIAN (1'44.001)

Lap	Seg.1	Seg.2	Seg.3	Lap Time	km/h	Local Time
1						9:01'52.838
2	58.575	42.572	43.955	2'25.102P	145,0	9:04'17.940
3	41.882	35.624	41.206	1'58.712	220,9	9:06'16.652
4	39.443	34.050	39.993	1'53.486	219,1	9:08'10.138
5	37.933	33.420	44.189	1'55.542	225,0	9:10'05.680
6	36.784	30.790	37.623	1'45.197	231,3	9:11'50.877
7	36.186	30.332	37.483	1'44.001	231,3	9:13'34.878
8	36.293	30.566	37.588	1'44.447	231,3	9:15'19.325
9	40.536	35.245	43.575	1'59.356	220,9	9:17'18.681

91 E. BARRICHELLO (1'43.481)

Lap	Seg.1	Seg.2	Seg.3	Lap Time	km/h	Local Time
1						9:00'23.626
2	49.304	35.127	2'41.526	4'05.957P	165,9	9:04'29.583
3	52.364	39.806	41.213	2'13.383P	152,3	9:06'42.966
4	44.173	36.534	41.323	2'02.030	198,5	9:08'44.996
5	40.435	37.385	1'01.381	2'19.201	198,9	9:11'04.197
6	36.510	30.584	37.657	1'44.751	228,3	9:12'48.948
7	35.932	30.381	37.168	1'43.481	235,8	9:14'32.429
8	44.131	35.526	39.962	1'59.619	220,0	9:16'32.048

96 O. GOETHE (1'44.077)

Lap	Seg.1	Seg.2	Seg.3	Lap Time	km/h	Local Time
1						9:03'49.872
2	53.890	39.810	42.506	2'16.206P	139,7	9:06'06.078
3	40.304	33.980	38.926	1'53.210	223,1	9:07'59.288
4	39.985	33.693	40.981	1'54.659	202,2	9:09'53.947
5	36.529	30.868	37.309	1'44.706	232,8	9:11'38.653
6	36.142	30.725	38.164	1'45.031	232,3	9:13'23.684
7	38.103	35.311	41.865	1'55.279	234,3	9:15'18.963
8	36.092	30.470	37.515	1'44.077	233,8	9:17'03.040
9	36.447	34.256	4'40.493	5'51.196P	232,8	9:22'54.236

97 S. MEGUETOUNIF (1'43.254)

Lap	Seg.1	Seg.2	Seg.3	Lap Time	km/h	Local Time
1						9:03'47.409
2	53.400	39.694	41.325	2'14.419P	142,9	9:06'01.828
3	39.427	33.188	39.103	1'51.718	224,5	9:07'53.546
4	37.745	31.927	44.068	1'53.740	228,8	9:09'47.286
5	36.253	30.183	36.987	1'43.423	233,3	9:11'30.709
6	36.244	35.392	37.749	1'49.385	234,8	9:13'20.094
7	35.937	30.190	37.127	1'43.254	233,8	9:15'03.348
8	44.013	35.071	37.621	1'56.705	197,4	9:17'00.053
9	36.317	34.780	4'08.144	5'19.241P	231,3	9:22'19.294

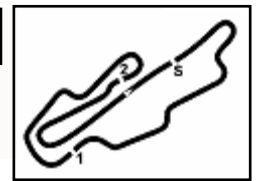
10/10/2021

P = Pits In/Out - C = Lap Time Cancelled



Powered by FICR PERUGIA TIMING





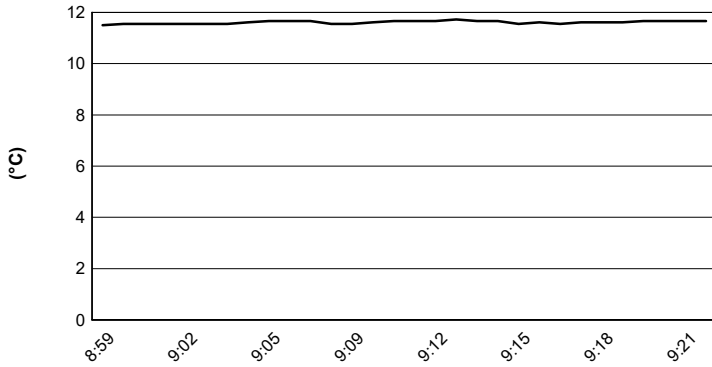
Aut.Int. Mugello 5.245 m

ACI Racing Weekend Mugello, 09-10 Ottobre 2021

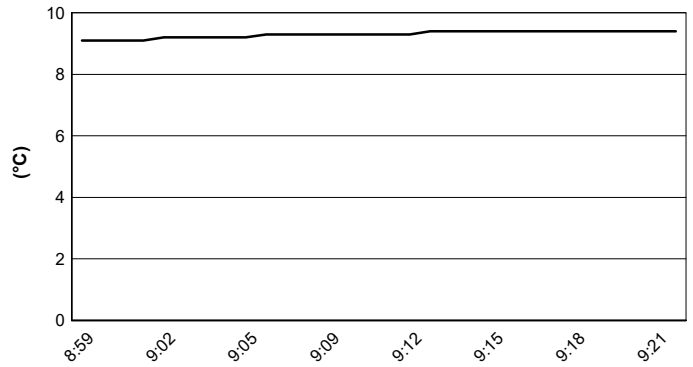
Weather Report Qualifying 2

Session started 08:59 - Session ended 9:23

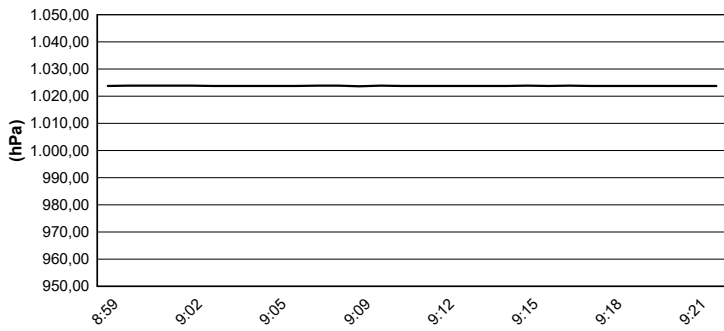
Air Temperature



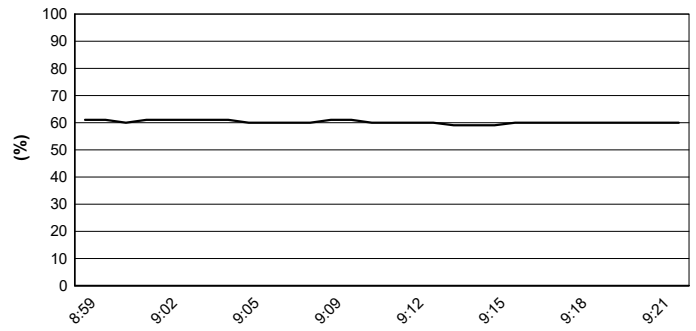
Track Temperature



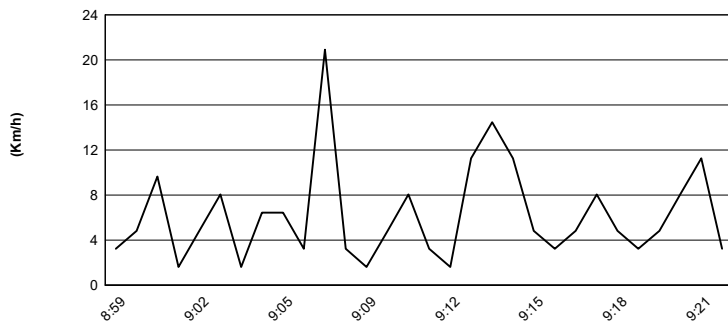
Air Pressure



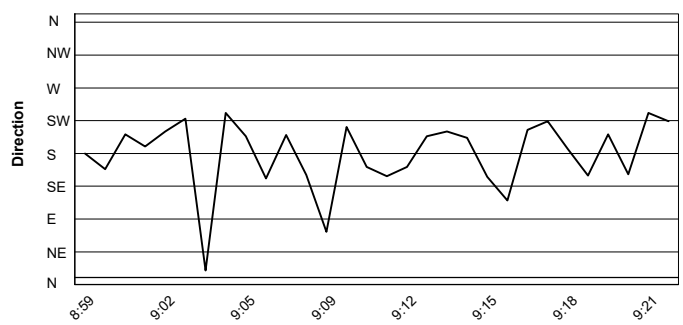
Humidity



Wind Speed



Wind Direction



10/10/2021

