

Aut.Int. Mugello 5.245 m

## ACI Racing Weekend Mugello, 09-10 Ottobre 2021

## Results Race 2

Laps 16 = 83,920 km - Avg 173,496 km/h - Race Time 29'01.323

No.	Driver	Nat	Entrant	Team	Car	Class	Laps	Time	Gap	Rel.	Fastest Lap
1	1 ARON Paul	EST	Prema Powerteam	Prema Powerteam	Formula Alpine		16	29'01.323		5	1'43.285
2	17 BEGANOVIC Dino	SWE	Prema Powerteam	Prema Powerteam	Formula Alpine	R	16	29'01.638	0.315	0.315	5 1'43.383
3	26 SAUCY Grégoire	CHE	ART Grand Prix	ART Grand Prix	Formula Alpine		16	29'02.383	1.060	0.745	4 1'43.657
4	30 BELOV Michael	RUS	G4 Racing	G4 Racing	Formula Alpine		16	29'02.476	1.153	0.093	6 1'43.345
5	43 COLAPINTO Franco	ARG	MP Motorsport	MP Motorsport	Formula Alpine		16	29'02.599	1.276	0.123	5 1'43.870
6	10 DAVID Hadrien	FRA	R-Ace GP	R-Ace GP	Formula Alpine		16	29'02.984	1.661	0.385	8 1'44.133
7	27 HAVERKORT Kas	NED	MP Motorsport	MP Motorsport	Formula Alpine	R	16	29'03.087	1.764	0.103	5 1'44.161
8	85 BORTOLETO Gabriel	BRA	FA Racing	FA Racing	Formula Alpine	R	16	29'03.457	2.134	0.370	5 1'44.237
9	35 DELLI GUANTI Pietro	ITA	Monolite Racing	Monolite Racing	Formula Alpine	R	16	29'04.113	2.790	0.656	6 1'44.377
10	11 PETECOF Gianluca	BRA	KIC Motorsport	KIC Motorsport	Formula Alpine		16	29'04.154	2.831	0.041	5 1'44.513
11	21 QUINN Alex	GBR	Arden	Arden	Formula Alpine		16	29'04.449	3.126	0.295	4 1'44.217
12	64 BOYA Mari	ESP	Van Amersfoort Racing	Van Amersfoort Racing	Formula Alpine	R	16	29'04.872	3.549	0.423	8 1'43.994
13	6 HADJAR Isack	FRA	R-Ace GP	R-Ace GP	Formula Alpine	R	16	29'04.895	3.572	0.023	6 1'44.004
14	22 MALONEY Zane	BAR	R-Ace GP	R-Ace GP	Formula Alpine		16	29'05.227	3.904	0.332	6 1'44.729
15	12 VIDALES David	ESP	Prema Powerteam	Prema Powerteam	Formula Alpine		16	29'05.628	4.305	0.401	11 1'44.624
16	8 ALATALO William	FIN	Arden	Arden	Formula Alpine		16	29'05.706	4.383	0.078	13 1'44.826
17	51 PIZZI Francesco	ITA	Van Amersfoort Racing	Van Amersfoort Racing	Formula Alpine	R	16	29'06.142	4.819	0.436	12 1'44.736
18	5 PASMA Patrik	FIN	ART Grand Prix	ART Grand Prix	Formula Alpine		16	29'06.659	5.336	0.517	11 1'45.372
19	7 GNOS Axel	CHE	G4 Racing	G4 Racing	Formula Alpine	R	16	29'06.754	5.431	0.095	6 1'44.782
20	97 MEGUETOUNIF Sami	FRA	R-Ace GP	R-Ace GP	Formula Alpine	WC	16	29'07.209	5.886	0.455	8 1'45.263
21	77 VAN'T HOFF Dilano	NED	MP Motorsport	MP Motorsport	Formula Alpine	WC	16	29'07.360	6.037	0.151	9 1'45.554
22	91 BARRICHELLO Eduardo	BRA	JD Motorsport	JD Motorsport	Formula Alpine	R	16	29'07.639	6.316	0.279	8 1'45.585
23	99 GARFIAS José	MEX	Monolite Racing	Monolite Racing	Formula Alpine	R	16	29'08.347	7.024	0.708	10 1'45.715
24	62 FLUXA Lorenzo	ESP	Van Amersfoort Racing	Van Amersfoort Racing	Formula Alpine		16	29'08.410	7.087	0.063	11 1'45.582
25	41 PESCE Emidio	ITA	DR Formula	DR Formula	Formula Alpine		16	29'09.118	7.795	0.708	6 1'45.900
26	2 GOHLER Nico	GER	KIC Motorsport	KIC Motorsport	Formula Alpine	R	16	29'09.758	8.435	0.640	12 1'45.845
27	16 SMITH Tommy	AUS	JD Motorsport	JD Motorsport	Formula Alpine		16	29'09.826	8.503	0.068	8 1'45.745
28	14 MARINANGELI Nicola	ITA	Arden	Arden	Formula Alpine		16	29'10.135	8.812	0.309	10 1'45.365
29	96 GOETHE Oliver	DNK	MP Motorsport	MP Motorsport	Formula Alpine	R	16	29'10.708	9.385	0.573	11 1'46.234
30	13 FERATI Jasin	CHE	KIC Motorsport	KIC Motorsport	Formula Alpine	R	16	29'11.021	9.698	0.313	5 1'46.226
31	25 BARDINON Alexandre	FRA	FA Racing	FA Racing	Formula Alpine		16	29'11.691	10.368	0.670	5 1'46.203
32	15 BUHLER Léna	CHE	R-Ace GP	R-Ace GP	Formula Alpine	R	16	29'11.748	10.425	0.057	12 1'46.225
33	89 DEUKMEDJIAN Arias	USA	FA Racing	FA Racing	Formula Alpine	WC	16	29'17.223	15.900	5.475	5 1'45.620
----- Not Classified -----											
RET	33 COHEN Ido	ISR	JD Motorsport	JD Motorsport	Formula Alpine		13	23'00.467	3 Laps	13	1'44.673
RET	19 ROSSO Andrea	ITA	FA Racing	FA Racing	Formula Alpine	R	13	24'11.525	3 Laps	12	1'45.006
RET	46 MINI Gabriele	ITA	ART Grand Prix	ART Grand Prix	Formula Alpine	R	10	27'19.461	6 Laps	5	1'45.247

Starting: 36 Classified: 33 Not Classified: 0 Retired: 3 Not Started: 0

Fastest Lap N. 5 No. 1 Paul Aron Time 1'43.285 Avg. 182,815 Km/h

Humidity:	51%	AIR	13°C
Condition:	DRY	Track	18°C

Clerk of the Course : Antonio Canu

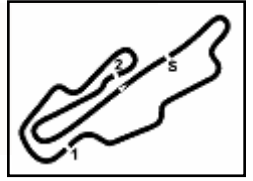
Race Director : Tamás Zettner Jr.

	Start	End
10/10/2021	14:44	15:20



Powered by FICR PERUGIA TIMING





Aut.Int. Mugello 5.245 m

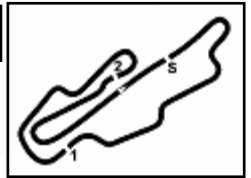
ACI Racing Weekend Mugello, 09-10 Ottobre 2021

Lap Chart Race 2

	Lap															
	1	2	3	4	5	6	7	8	9	10	11	12	13	14	15	16
1	1	1	1	1	1	1	1	1	1	1	1	1	1	1	1	1
2	17	17	17	17	17	17	17	17	17	17	17	17	17	17	17	17
3	26	26	26	26	26	26	26	26	26	26	26	26	26	26	26	26
4	30	30	30	30	30	30	30	30	30	30	30	30	30	30	30	30
5	43	43	43	43	43	43	43	43	43	43	43	43	43	43	43	43
6	27	27	27	27	27	27	27	27	27	27	27	10	10	10	10	10
7	35	85	85	85	85	85	85	10	10	10	10	27	27	27	27	27
8	85	35	10	10	10	10	10	85	85	85	85	85	85	85	85	85
9	10	10	35	35	35	35	35	35	35	35	35	35	35	35	35	35
10	11	11	11	11	11	11	11	11	11	11	11	11	11	11	11	11
11	64	64	21	21	21	21	21	21	21	21	21	21	21	21	21	21
12	21	21	64	64	64	64	64	64	64	64	64	64	64	64	64	64
13	22	22	22	22	22	22	22	22	22	6	6	6	6	6	6	6
14	46	46	46	46	46	6	6	6	22	22	22	22	22	22	22	22
15	12	33	33	33	6	46	33	33	33	33	33	33	33	12	12	12
16	33	6	6	6	33	33	46	46	46	12	12	12	12	8	8	8
17	6	12	12	12	12	12	12	12	12	8	8	8	8	51	51	51
18	8	8	8	8	8	8	8	8	8	51	51	51	51	5	5	5
19	19	19	19	19	19	19	19	51	51	19	19	19	5	7	7	7
20	7	51	7	51	51	51	19	19	7	7	7	7	7	97	97	97
21	51	7	51	7	7	7	7	7	7	97	5	5	97	77	77	77
22	77	97	97	97	97	97	97	97	97	5	97	97	77	91	91	91
23	97	77	77	77	77	5	5	5	5	77	77	77	91	99	99	99
24	99	99	99	5	5	77	77	77	77	99	99	99	99	62	62	62
25	5	5	5	99	99	99	99	99	99	91	91	91	62	41	41	41
26	41	41	41	41	41	41	41	91	91	62	62	62	41	2	2	2
27	2	89	91	91	91	91	91	41	62	41	41	41	2	16	16	16
28	89	91	62	62	62	62	62	41	2	2	2	16	14	14	14	14
29	91	2	2	2	2	2	2	2	2	16	16	16	14	96	96	96
30	16	16	16	16	16	16	16	16	14	14	14	96	13	25	13	13
31	96	62	96	96	96	96	96	96	96	96	96	96	13	25	13	25
32	62	96	13	14	13	13	14	13	14	13	13	13	25	15	15	15
33	14	14	14	13	14	14	13	14	13	25	25	25	15	89	89	89
34	13	13	25	25	25	25	25	25	25	15	15	15	89			
35	25	25	15	15	15	15	15	15	15	89	89	89	19			
36	15	15	89	89	89	89	89	89	89	46						

Final Result		
1	1 ARON P.	Laps 16
2	17 BEGANOVIC D.	0.315
3	26 SAUCY G.	1.060
4	30 BELOV M.	1.153
5	43 COLAPINTO F.	1.276
6	10 DAVID H.	1.661
7	27 HAVERKORT K.	1.764
8	85 BORTOLETO G.	2.134
9	35 DELLI GUANTI P.	2.790
10	11 PETECOF G.	2.831
11	21 QUINN A.	3.126
12	64 BOYA M.	3.549
13	6 HADJAR L.	3.572
14	22 MALONEY Z.	3.904
15	12 VIDALES D.	4.305
16	8 ALATALO W.	4.383
17	51 PIZZI F.	4.819
18	5 PASMA P.	5.336
19	7 GNOS A.	5.431
20	97 MEGUETOUNIF S.	5.886
21	77 VAN'T HOFF D.	6.037
22	91 BARRICHELLO E.	6.316
23	99 GARFIAS J.	7.024
24	62 FLUXA L.	7.087
25	41 PESCE E.	7.795
26	2 GOHLER N.	8.435
27	16 SMITH T.	8.503
28	14 MARINANGELI N.	8.812
29	96 GOETHE O.	9.385
30	13 FERATI J.	9.698
31	25 BARDINON A.	10.368
32	15 BUHLER L.	10.425
33	89 DEUKMEDJIAN A.	15.900
RET	33 COHEN I.	3 Laps
RET	19 ROSSO A.	3 Laps
RET	46 MINI G.	6 Laps





## ACI Racing Weekend Mugello, 09-10 Ottobre 2021

### Sector and Speeds Race 2

## RESULTS

			Laps
1	<b>1 ARON</b> Paul	Formula Alpine	16
2	<b>17 BEGANOVIC</b> Dino	Formula Alpine	0.315
3	<b>26 SAUCY</b> Grégoire	Formula Alpine	1.060
4	<b>30 BELOV</b> Michael	Formula Alpine	1.153
5	<b>43 COLAPINTO</b> Franco	Formula Alpine	1.276
6	<b>10 DAVID</b> Hadrien	Formula Alpine	1.661
7	<b>27 HAVERKORT</b> Kas	Formula Alpine	1.764
8	<b>85 BORTOLETO</b> Gabriel	Formula Alpine	2.134
9	<b>35 DELLI GUANTI</b> Pietro	Formula Alpine	2.790
10	<b>11 PETECOF</b> Gianluca	Formula Alpine	2.831
11	<b>21 QUINN</b> Alex	Formula Alpine	3.126
12	<b>64 BOYA</b> Mari	Formula Alpine	3.549
13	<b>6 HADJAR</b> Isack	Formula Alpine	3.572
14	<b>22 MALONEY</b> Zane	Formula Alpine	3.904
15	<b>12 VIDALES</b> David	Formula Alpine	4.305
16	<b>8 ALATALO</b> William	Formula Alpine	4.383
17	<b>51 PIZZI</b> Francesco	Formula Alpine	4.819
18	<b>5 PASMA</b> Patrik	Formula Alpine	5.336
19	<b>7 GNOS</b> Axel	Formula Alpine	5.431
20	<b>97 MEGUETOUNIF</b> Sami	Formula Alpine	5.886
21	<b>77 VAN'T HOFF</b> Dilano	Formula Alpine	6.037
22	<b>91 BARRICHELLO</b> Eduardo	Formula Alpine	6.316
23	<b>99 GARFIAS</b> José	Formula Alpine	7.024
24	<b>62 FLUXA</b> Lorenzo	Formula Alpine	7.087
25	<b>41 PESCE</b> Emidio	Formula Alpine	7.795
26	<b>2 GOHLER</b> Nico	Formula Alpine	8.435
27	<b>16 SMITH</b> Tommy	Formula Alpine	8.503
28	<b>14 MARINANGELI</b> Nicola	Formula Alpine	8.812
29	<b>96 GOETHE</b> Oliver	Formula Alpine	9.385
30	<b>13 FERATI</b> Jasin	Formula Alpine	9.698
31	<b>25 BARDINON</b> Alexandre	Formula Alpine	10.368
32	<b>15 BUHLER</b> Léna	Formula Alpine	10.425
33	<b>89 DEUKMEDJIAN</b> Arias	Formula Alpine	15.900
RET	<b>33 COHEN</b> Ido	Formula Alpine	3 Laps
RET	<b>19 ROSSO</b> Andrea	Formula Alpine	3 Laps
RET	<b>46 MINI</b> Gabriele	Formula Alpine	6 Laps

## SPEED

1	<b>10 DAVID</b> Hadrien	Formula Alpine	249,4
2	<b>2 GOHLER</b> Nico	Formula Alpine	249,4
3	<b>19 ROSSO</b> Andrea	Formula Alpine	248,8
4	<b>16 SMITH</b> Tommy	Formula Alpine	248,8
5	<b>5 PASMA</b> Patrik	Formula Alpine	248,8
6	<b>6 HADJAR</b> Isack	Formula Alpine	247,7
7	<b>91 BARRICHELLO</b> Eduardo	Formula Alpine	247,7
8	<b>8 ALATALO</b> William	Formula Alpine	247,1
9	<b>62 FLUXA</b> Lorenzo	Formula Alpine	247,1
10	<b>77 VAN'T HOFF</b> Dilano	Formula Alpine	247,1
11	<b>33 COHEN</b> Ido	Formula Alpine	247,1
12	<b>12 VIDALES</b> David	Formula Alpine	246,6
13	<b>51 PIZZI</b> Francesco	Formula Alpine	246,6
14	<b>99 GARFIAS</b> José	Formula Alpine	246,0
15	<b>64 BOYA</b> Mari	Formula Alpine	246,0
16	<b>25 BARDINON</b> Alexandre	Formula Alpine	246,0
17	<b>21 QUINN</b> Alex	Formula Alpine	245,5
18	<b>14 MARINANGELI</b> Nicola	Formula Alpine	245,5
19	<b>97 MEGUETOUNIF</b> Sami	Formula Alpine	245,5
20	<b>46 MINI</b> Gabriele	Formula Alpine	244,9
21	<b>89 DEUKMEDJIAN</b> Arias	Formula Alpine	244,3
22	<b>15 BUHLER</b> Léna	Formula Alpine	244,3
23	<b>96 GOETHE</b> Oliver	Formula Alpine	244,3
24	<b>30 BELOV</b> Michael	Formula Alpine	243,2
25	<b>41 PESCE</b> Emidio	Formula Alpine	242,7
26	<b>43 COLAPINTO</b> Franco	Formula Alpine	242,2
27	<b>22 MALONEY</b> Zane	Formula Alpine	242,2
28	<b>26 SAUCY</b> Grégoire	Formula Alpine	241,6
29	<b>35 DELLI GUANTI</b> Pietro	Formula Alpine	241,6
30	<b>17 BEGANOVIC</b> Dino	Formula Alpine	241,6
31	<b>85 BORTOLETO</b> Gabriel	Formula Alpine	241,1
32	<b>11 PETECOF</b> Gianluca	Formula Alpine	241,1
33	<b>7 GNOS</b> Axel	Formula Alpine	240,5
34	<b>27 HAVERKORT</b> Kas	Formula Alpine	238,4
35	<b>13 FERATI</b> Jasin	Formula Alpine	238,4
36	<b>1 ARON</b> Paul	Formula Alpine	237,4

## SEG. 1

1	<b>17 BEGANOVIC</b> Dino	35.713
2	<b>1 ARON</b> Paul	35.793
3	<b>30 BELOV</b> Michael	35.794
4	<b>26 SAUCY</b> Grégoire	35.839
5	<b>43 COLAPINTO</b> Franco	35.883
6	<b>27 HAVERKORT</b> Kas	35.931
7	<b>21 QUINN</b> Alex	35.973
8	<b>35 DELLI GUANTI</b> Pietro	35.977
9	<b>64 BOYA</b> Mari	35.998
10	<b>10 DAVID</b> Hadrien	36.023
11	<b>6 HADJAR</b> Isack	36.023
12	<b>85 BORTOLETO</b> Gabriel	36.039
13	<b>51 PIZZI</b> Francesco	36.157
14	<b>11 PETECOF</b> Gianluca	36.177
15	<b>46 MINI</b> Gabriele	36.197
16	<b>12 VIDALES</b> David	36.198
17	<b>22 MALONEY</b> Zane	36.212
18	<b>33 COHEN</b> Ido	36.261
19	<b>7 GNOS</b> Axel	36.269
20	<b>91 BARRICHELLO</b> Eduardo	36.307
21	<b>8 ALATALO</b> William	36.311
22	<b>19 ROSSO</b> Andrea	36.378
23	<b>14 MARINANGELI</b> Nicola	36.408
24	<b>5 PASMA</b> Patrik	36.445
25	<b>13 FERATI</b> Jasin	36.453
26	<b>97 MEGUETOUNIF</b> Sami	36.457
27	<b>2 GOHLER</b> Nico	36.477
28	<b>16 SMITH</b> Tommy	36.488
29	<b>89 DEUKMEDJIAN</b> Arias	36.494
30	<b>77 VAN'T HOFF</b> Dilano	36.496
31	<b>99 GARFIAS</b> José	36.500
32	<b>62 FLUXA</b> Lorenzo	36.517
33	<b>15 BUHLER</b> Léna	36.643
34	<b>41 PESCE</b> Emidio	36.653
35	<b>25 BARDINON</b> Alexandre	36.693
36	<b>96 GOETHE</b> Oliver	36.720

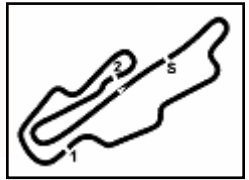
## SEG. 2

1	<b>1 ARON</b> Paul	30.409
2	<b>17 BEGANOVIC</b> Dino	30.467
3	<b>30 BELOV</b> Michael	30.500
4	<b>26 SAUCY</b> Grégoire	30.579
5	<b>64 BOYA</b> Mari	30.603
6	<b>6 HADJAR</b> Isack	30.807
7	<b>12 VIDALES</b> David	30.840
8	<b>43 COLAPINTO</b> Franco	30.863
9	<b>10 DAVID</b> Hadrien	30.866
10	<b>27 HAVERKORT</b> Kas	30.890
11	<b>11 PETECOF</b> Gianluca	30.921
12	<b>85 BORTOLETO</b> Gabriel	30.944
13	<b>7 GNOS</b> Axel	30.952
14	<b>21 QUINN</b> Alex	30.954
15	<b>35 DELLI GUANTI</b> Pietro	30.966
16	<b>33 COHEN</b> Ido	30.969
17	<b>22 MALONEY</b> Zane	31.045
18	<b>51 PIZZI</b> Francesco	31.076
19	<b>8 ALATALO</b> William	31.076
20	<b>89 DEUKMEDJIAN</b> Arias	31.185
21	<b>97 MEGUETOUNIF</b> Sami	31.223
22	<b>46 MINI</b> Gabriele	31.246
23	<b>62 FLUXA</b> Lorenzo	31.265
24	<b>91 BARRICHELLO</b> Eduardo	31.274
25	<b>19 ROSSO</b> Andrea	31.304
26	<b>5 PASMA</b> Patrik	31.305
27	<b>77 VAN'T HOFF</b> Dilano	31.334
28	<b>99 GARFIAS</b> José	31.335
29	<b>41 PESCE</b> Emidio	31.349
30	<b>14 MARINANGELI</b> Nicola	31.389
31	<b>25 BARDINON</b> Alexandre	31.542
32	<b>2 GOHLER</b> Nico	31.544
33	<b>96 GOETHE</b> Oliver	31.547
34	<b>13 FERATI</b> Jasin	31.547
35	<b>16 SMITH</b> Tommy	31.558
36	<b>15 BUHLER</b> Léna	31.768

## SEG. 3

1	<b>30 BELOV</b> Michael	36.980
2	<b>6 HADJAR</b> Isack	37.044
3	<b>1 ARON</b> Paul	37.083
4	<b>17 BEGANOVIC</b> Dino	37.087
5	<b>43 COLAPINTO</b> Franco	37.091
6	<b>26 SAUCY</b> Grégoire	37.108
7	<b>10 DAVID</b> Hadrien	37.146
8	<b>21 QUINN</b> Alex	37.160
9	<b>27 HAVERKORT</b> Kas	37.198
10	<b>85 BORTOLETO</b> Gabriel	37.210
11	<b>8 ALATALO</b> William	37.254
12	<b>64 BOYA</b> Mari	37.260
13	<b>5 PASMA</b> Patrik	37.269
14	<b>11 PETECOF</b> Gianluca	37.275
15	<b>51 PIZZI</b> Francesco	37.305
16	<b>46 MINI</b> Gabriele	37.308
17	<b>19 ROSSO</b> Andrea	37.323
18	<b>33 COHEN</b> Ido	37.333
19	<b>35 DELLI GUANTI</b> Pietro	37.351
20	<b>77 VAN'T HOFF</b> Dilano	37.353
21	<b>22 MALONEY</b> Zane	37.354
22	<b>62 FLUXA</b> Lorenzo	37.389
23	<b>99 GARFIAS</b> José	37.397
24	<b>12 VIDALES</b> David	37.432
25	<b>14 MARINANGELI</b> Nicola	37.439
26	<b>25 BARDINON</b> Alexandre	37.478
27	<b>91 BARRICHELLO</b> Eduardo	37.480
28	<b>97 MEGUETOUNIF</b> Sami	37.496
29	<b>13 FERATI</b> Jasin	37.506
30	<b>7 GNOS</b> Axel	37.522
31	<b>16 SMITH</b> Tommy	37.531
32	<b>15 BUHLER</b> Léna	37.547
33	<b>41 PESCE</b> Emidio	37.554
34	<b>2 GOHLER</b> Nico	37.662
35	<b>89 DEUKMEDJIAN</b> Arias	37.688
36	<b>96 GOETHE</b> Oliver	37.850





## ACI Racing Weekend Mugello, 09-10 Ottobre 2021

## Analysis Race 2

Aut.Int. Mugello 5.245 m

Start at 14:44'12.737

1 / 6

1 P. ARON (1'43.285)							6 I. HADJAR (1'44.004)						
Lap	Seg.1	Seg.2	Seg.3	Lap Time	km/h	Local Time	Lap	Seg.1	Seg.2	Seg.3	Lap Time	km/h	Local Time
1		30.671	37.107	1'50.265		14:46'03.002	1		34.139	37.822	1'57.923		14:46'10.660
2	35.936	30.412	37.185	1'43.533	233,8	14:47'46.535	2	37.055	31.273	37.503	1'45.831	241,6	14:47'56.491
3	35.986	30.431	37.225	1'43.642	234,8	14:49'30.177	3	36.174	31.071	37.477	1'44.722	238,4	14:49'41.213
4	36.040	30.676	37.245	1'43.961	235,8	14:51'14.138	4	36.847	31.626	37.605	1'46.078	246,0	14:51'27.291
5	<b>35.793</b>	<b>30.409</b>	<b>37.083</b>	<b>1'43.285</b>	236,3	14:52'57.423	5	36.366	30.896	37.395	1'44.657	247,1	14:53'11.948
6	35.918	30.575	37.185	1'43.678	<b>237,4</b>	14:54'41.101	6	36.153	<b>30.807</b>	<b>37.044</b>	<b>1'44.004</b>	<b>247,7</b>	14:54'55.952
7	35.885	30.491	37.098	1'43.474	235,3	14:56'24.575	7	36.728	31.114	37.047	1'44.889	243,8	14:56'40.841
8	35.801	30.620	37.305	1'43.726	<b>237,4</b>	14:58'08.301	8	36.670	31.181	37.343	1'45.194	<b>247,7</b>	14:58'26.035
9	36.152	30.739	37.286	1'44.177	234,8	14:59'52.478	9	36.795	31.112	37.435	1'45.342	244,3	15:00'11.377
10	35.804	30.629	37.223	1'43.656	<b>237,4</b>	15:01'36.134	10	<b>36.023</b>	30.964	37.440	1'44.427	246,0	15:01'55.804
11	35.837	30.704	37.307	1'43.848	236,8	15:03'19.982	11	36.291	30.883	37.317	1'44.491	238,4	15:03'40.295
12	36.058	30.765	37.087	1'43.910	236,3	15:05'03.892	12	36.244	31.017	37.316	1'44.577	240,5	15:05'24.872
13	36.090	30.726	37.172	1'43.988	<b>237,4</b>	15:06'47.880	13	36.383	30.939	37.328	1'44.650	240,0	15:07'09.522
14	36.142	30.894	37.252	1'44.288	236,8	15:08'32.168	14	36.516	31.226	38.188	1'45.930	241,1	15:08'55.452
15	40.610	34.796	40.099	1'55.505	236,3	15:10'27.673	15	47.223	35.798	39.453	2'02.474	168,5	15:10'57.926
16	50.407	49.736	1'06.244	2'46.387	170,3	15:13'14.060	16	37.503	41.284	1'00.919	2'19.706	239,5	15:13'17.632
17	36.839	30.847	37.193	1'44.879C	233,3	15:14'58.939	17	37.337	32.379	37.359	1'47.075C	244,3	15:15'04.707
Race Time 29'01.323							Race Time 29'04.895						

2 N. GOHLER (1'45.845)							7 A. GNOS (1'44.782)						
Lap	Seg.1	Seg.2	Seg.3	Lap Time	km/h	Local Time	Lap	Seg.1	Seg.2	Seg.3	Lap Time	km/h	Local Time
1		34.292	37.911	2'00.389		14:46'13.126	1		33.607	37.960	1'58.623		14:46'11.360
2	37.969	32.659	38.058	1'48.686	<b>249,4</b>	14:48'01.812	2	37.558	31.919	37.547	1'47.024	236,3	14:47'58.384
3	37.358	31.667	37.812	1'46.837	237,9	14:49'48.649	3	36.523	31.634	37.737	1'45.894	238,4	14:49'44.278
4	36.532	<b>31.544</b>	37.837	1'45.913	240,5	14:51'34.562	4	36.918	32.201	37.955	1'47.074	236,8	14:51'31.352
5	36.487	31.826	<b>37.662</b>	1'45.975	238,9	14:53'20.537	5	36.560	31.301	37.732	1'45.593	236,8	14:53'16.945
6	36.661	31.889	37.678	1'46.228	241,1	14:55'06.765	6	36.308	<b>30.952</b>	<b>37.522</b>	<b>1'44.782</b>	236,8	14:55'01.727
7	36.567	31.606	37.810	1'45.983	239,5	14:56'52.748	7	36.438	31.320	37.639	1'45.397	237,4	14:56'47.124
8	<b>36.477</b>	31.824	37.668	1'45.969	240,5	14:58'38.717	8	<b>36.269</b>	31.521	37.566	1'45.356	237,4	14:58'32.480
9	36.693	31.954	37.773	1'46.420	240,5	15:00'25.137	9	36.591	31.776	37.883	1'46.250	236,8	15:00'18.730
10	36.542	31.866	37.800	1'46.208	242,7	15:02'11.345	10	36.548	32.081	37.926	1'46.555	<b>240,5</b>	15:02'05.285
11	36.716	31.653	37.839	1'46.208	238,9	15:03'57.553	11	36.564	31.382	37.604	1'45.550	237,4	15:03'50.835
12	36.567	31.578	37.700	<b>1'45.845</b>	240,5	15:05'43.398	12	36.598	31.251	37.565	1'45.414	238,4	15:05'36.249
13	36.613	32.029	37.794	1'46.436	240,0	15:07'29.834	13	36.770	31.683	37.767	1'46.220	234,8	15:07'22.469
14	36.778	31.606	42.568	1'50.952	235,8	15:09'20.786	14	37.375	31.326	38.962	1'47.663	236,8	15:09'10.132
15	38.557	35.893	41.221	1'55.671	224,1	15:11'16.457	15	40.219	35.933	41.249	1'57.401	233,3	15:11'07.533
16	37.441	33.055	55.542	2'06.038	236,8	15:13'22.495	16	38.940	34.536	58.482	2'11.958	234,8	15:13'19.491
17	37.379	32.314	37.836	1'47.529C	240,5	15:15'10.024	17	37.514	32.618	37.817	1'47.949C	241,1	15:15'07.440
Race Time 29'09.758							Race Time 29'06.754						

5 P. PASMA (1'45.372)							8 W. ALATALO (1'44.826)						
Lap	Seg.1	Seg.2	Seg.3	Lap Time	km/h	Local Time	Lap	Seg.1	Seg.2	Seg.3	Lap Time	km/h	Local Time
1		34.049	38.273	1'59.915		14:46'12.652	1		33.452	37.846	1'58.055		14:46'10.792
2	37.632	32.282	37.448	1'47.362	236,8	14:48'00.014	2	37.179	31.571	37.489	1'46.239	<b>247,1</b>	14:47'57.031
3	36.820	31.968	37.498	1'46.286	246,6	14:49'46.300	3	36.906	31.499	37.631	1'46.036	243,2	14:49'43.067
4	36.493	31.600	37.637	1'45.730	241,1	14:51'32.030	4	36.794	31.389	37.582	1'45.765	241,1	14:51'28.832
5	36.867	31.723	37.319	1'45.909	244,3	14:53'17.939	5	36.439	31.147	37.435	1'45.021	240,0	14:53'13.853
6	36.828	31.463	<b>37.269</b>	1'45.560	246,6	14:55'03.499	6	36.521	31.499	<b>37.254</b>	1'45.274	242,2	14:54'59.127
7	36.852	31.408	37.324	1'45.584	246,0	14:56'49.083	7	36.623	31.536	37.494	1'45.653	244,9	14:56'44.780
8	36.723	31.441	37.324	1'45.488	247,1	14:58'34.571	8	36.662	31.669	37.614	1'45.945	244,3	14:58'30.725
9	36.603	31.538	37.495	1'45.636	241,6	15:00'20.207	9	37.030	31.784	37.704	1'46.518	242,2	15:00'17.243
10	<b>36.445</b>	31.640	37.540	1'45.625	243,8	15:02'05.832	10	37.203	31.685	37.612	1'46.500	245,5	15:02'03.743
11	36.499	31.448	37.425	<b>1'45.372</b>	<b>248,8</b>	15:03'51.204	11	36.436	31.151	37.450	1'45.037	237,4	15:03'48.780
12	36.670	31.499	37.306	1'45.475	246,0	15:05'36.679	12	<b>36.311</b>	31.122	37.462	1'44.895	237,9	15:05'33.675
13	36.631	31.807	37.319	1'45.757	244,3	15:07'22.436	13	36.312	<b>31.076</b>	37.438	<b>1'44.826</b>	238,9	15:07'18.501
14	36.671	<b>31.305</b>	38.376	1'46.352	241,1	15:09'08.788	14	36.468	31.395	38.858	1'46.721	238,9	15:09'05.222
15	40.645	36.427	41.133	1'58.205	237,9	15:11'06.993	15	42.956	36.599	40.536	2'00.091	213,4	15:11'05.313
16	38.573	34.798	59.032	2'12.403	234,3	15:13'19.396	16	38.004	35.875	59.251	2'13.130	236,3	15:13'18.443
17	37.287	32.382	37.564	1'47.233C	244,9	15:15'06.659							Race Time 29'05.706
Race Time 29'06.659							Race Time 29'05.706						

10 H. DAVID (1'44.133)						
Lap	Seg.1	Seg.2	Seg.3	Lap Time	km/h	Local Time

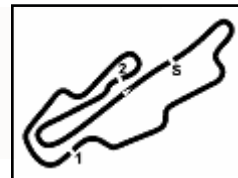
10/10/2021

P = Pits In/Out - C = Lap Time Cancelled



Powered by FICR PERUGIA TIMING





Aut.Int. Mugello 5.245 m

## ACI Racing Weekend Mugello, 09-10 Ottobre 2021

## Analysis Race 2

Start at 14:44'12.737

2 / 6

Lap	Seg.1	Seg.2	Seg.3	Lap Time	km/h	Local Time			
1	32.101	37.395	1'54.370	14:46'07.107	2	1'48.167	14:48'03.180		
2	36.600	31.491	<b>37.146</b>	1'45.237	242,7	14:47'52.344	3	1'47.284	14:49'50.464
3	36.153	30.935	37.346	1'44.434	246,6	14:49'36.778	4	1'46.610	14:51'37.074
4	36.203	30.995	37.318	1'44.516	241,1	14:51'21.294	5	<b>1'46.226</b>	14:53'23.300
5	36.051	<b>30.866</b>	37.220	1'44.137	240,5	14:53'05.431	6	1'47.015	14:55'10.315
6	36.182	30.891	37.257	1'44.330	242,7	14:54'49.761	7	1'47.001	14:56'57.316
7	36.267	31.139	37.155	1'44.561	242,7	14:56'34.322	8	1'46.330	14:58'43.646
8	<b>36.023</b>	30.947	37.163	<b>1'44.133</b>	<b>249,4</b>	14:58'18.455	9	1'46.353	15:00'29.999
9	36.113	31.004	37.308	1'44.425	238,9	15:00'02.880	10	1'47.366	15:02'17.365
10	36.091	30.915	37.249	1'44.255	238,4	15:01'47.135	11	1'46.385	15:04'03.750
11	36.226	31.106	37.262	1'44.594	242,2	15:03'31.729	12	1'46.565	15:05'50.315
12	36.077	30.946	37.190	1'44.213	242,7	15:05'15.942	13	1'47.082	15:07'37.397
13	36.279	30.880	37.283	1'44.442	238,9	15:07'00.384	14	1'49.961	15:09'27.358
14	36.184	31.422	37.440	1'45.046	238,4	15:08'45.430	15	1'54.817	15:11'22.175
15	39.375	32.777	38.061	1'50.213	214,7	15:10'35.643	16	2'01.583	15:13'23.758
16	45.345	50.134	1'04.599	2'40.078	227,8	15:13'15.721			
17	37.304	32.032	37.292	1'46.628C	244,3	15:15'02.349			

Race Time 29'11.021

## 14 N. MARINANGELI (1'45.365)

Lap	Seg.1	Seg.2	Seg.3	Lap Time	km/h	Local Time
1	32.378	37.571	1'54.895	14:46'07.632	1	14:46'14.859
2	36.497	31.561	37.461	1'45.519	237,4	14:47'53.151
3	36.345	31.126	37.535	1'45.006	236,8	14:49'38.157
4	36.186	31.073	37.474	1'44.733	238,9	14:51'22.890
5	<b>36.177</b>	<b>30.921</b>	37.415	<b>1'44.513</b>	239,5	14:53'07.403
6	36.198	31.009	37.357	1'44.564	240,0	14:54'51.967
7	36.335	31.482	37.430	1'45.247	238,4	14:56'37.214
8	36.561	30.997	37.345	1'44.903	240,5	14:58'22.117
9	36.224	31.127	37.440	1'44.791	238,9	15:00'06.908
10	36.301	31.186	37.545	1'45.032	239,5	15:01'51.940
11	36.613	31.315	37.533	1'45.461	<b>241,1</b>	15:03'37.401
12	36.623	31.133	37.301	1'45.057	238,9	15:05'22.458
13	36.516	31.376	<b>37.275</b>	1'45.167	<b>241,1</b>	15:07'07.625
14	36.747	31.363	37.633	1'45.743	<b>241,1</b>	15:08'53.368
15	43.869	35.027	39.828	1'58.724	185,6	15:10'52.092
16	37.837	44.735	1'02.227	2'24.799	234,3	15:13'16.891
17	37.937	32.235	37.562	1'47.734C	240,0	15:15'04.625

Race Time 29'04.154

## 15 L. BUHLER (1'46.225)

Lap	Seg.1	Seg.2	Seg.3	Lap Time	km/h	Local Time
1	33.506	37.731	1'57.308	14:46'10.045	1	14:46'15.549
2	37.279	31.250	38.044	1'46.573	238,4	14:47'56.618
3	36.950	31.647	37.777	1'46.374	242,7	14:49'42.992
4	36.399	31.224	37.647	1'45.270	238,4	14:51'28.262
5	36.381	31.210	37.549	1'45.140	237,4	14:53'13.402
6	36.536	31.364	37.478	1'45.378	241,6	14:54'58.780
7	36.620	31.463	37.500	1'45.583	241,6	14:56'44.363
8	36.723	31.712	<b>37.432</b>	1'45.867	<b>246,6</b>	14:58'30.230
9	37.148	31.864	37.814	1'46.826	240,5	15:00'17.056
10	36.419	31.309	37.583	1'45.311	240,5	15:02'02.367
11	36.295	<b>30.840</b>	37.489	<b>1'44.624</b>	236,8	15:03'46.991
12	<b>36.198</b>	30.864	37.563	1'44.625	238,9	15:05'31.616
13	36.370	31.201	37.521	1'45.092	237,4	15:07'16.708
14	36.685	32.153	38.518	1'47.356	240,0	15:09'04.064
15	43.060	35.996	40.235	1'59.291	179,7	15:11'03.355
16	37.064	38.084	59.862	2'15.010	237,4	15:13'18.365
17	38.107	32.267	37.563	1'47.937C	247,7	15:15'06.302

Race Time 29'05.628

## 16 T. SMITH (1'45.745)

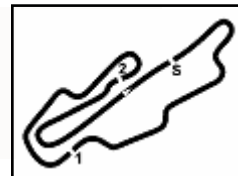
Lap	Seg.1	Seg.2	Seg.3	Lap Time	km/h	Local Time
1	32.213	37.759	1'54.213	14:46'13.759	1	14:46'13.759
2	37.759	32.484	37.848	1'48.091	<b>248,8</b>	14:48'01.850
3	37.502	32.000	37.653	1'47.155	238,4	14:49'49.005

10/10/2021

P = Pits In/Out - C = Lap Time Cancelled



Powered by FICR PERUGIA TIMING



Aut.Int. Mugello 5.245 m

## ACI Racing Weekend Mugello, 09-10 Ottobre 2021

## Analysis Race 2

Start at 14:44'12.737

3 / 6

4	36.740	31.558	38.021	1'46.319	243,2	14:51'35.324	9	36.185	31.258	37.368	1'44.811	240,5	15:00'07.260
5	36.656	31.707	37.580	1'45.775	240,0	14:53'21.099	10	36.260	31.254	37.311	1'44.825	242,2	15:01'52.085
6	36.656	31.802	37.531	1'45.989	241,6	14:55'07.088	11	36.715	31.384	37.304	1'45.403	244,3	15:03'37.488
7	36.773	31.716	37.897	1'46.386	244,3	14:56'53.474	12	36.862	31.140	37.285	1'45.287	242,7	15:05'22.775
8	36.569	31.643	37.533	1'45.745	240,5	14:58'39.219	13	36.567	31.260	37.292	1'45.119	243,8	15:07'07.894
9	36.795	31.918	37.744	1'46.457	242,2	15:00'25.676	14	36.758	31.412	37.937	1'46.107	244,3	15:08'54.001
10	36.677	31.628	37.874	1'46.179	242,2	15:02'11.855	15	43.959	35.671	40.662	2'00.292	186,2	15:10'54.293
11	36.804	31.726	37.694	1'46.224	241,1	15:03'58.079	16	37.908	43.217	1'01.768	2'22.893	227,4	15:13'17.186
12	36.811	31.682	37.621	1'46.114	242,7	15:05'44.193	17	37.020	32.321	37.610	1'46.951C	244,3	15:15'04.137
13	36.749	31.928	37.669	1'46.346	239,5	15:07'30.539							Race Time 29'04.449
14	37.209	31.658	42.788	1'51.655	239,5	15:09'22.194							
15	38.991	34.909	41.410	1'55.310	209,7	15:11'17.504							
16	38.061	32.730	54.268	2'05.059	216,4	15:13'22.563							
17	37.037	32.252	37.674	1'46.963C	243,8	15:15'09.526							

Race Time 29'09.826

## 17 D. BEGANOVIC (1'43.383)

Lap	Seg.1	Seg.2	Seg.3	Lap Time	km/h	Local Time
1		30.963	37.087	1'51.025		14:46'03.762
2	35.981	30.467	37.137	1'43.585	236,8	14:47'47.347
3	36.029	30.540	37.259	1'43.828	237,4	14:49'31.175
4	35.858	30.814	37.286	1'43.958	237,4	14:51'15.133
5	35.713	30.482	37.188	1'43.383	237,9	14:52'58.516
6	35.860	30.541	37.185	1'43.586	240,5	14:54'42.102
7	35.846	30.615	37.110	1'43.571	241,1	14:56'25.673
8	35.809	30.752	37.232	1'43.793	241,6	14:58'09.466
9	36.100	30.699	37.310	1'44.109	238,4	14:59'53.575
10	36.102	30.713	37.321	1'44.136	238,4	15:01'37.711
11	36.010	30.689	37.239	1'43.938	236,8	15:03'21.649
12	36.137	30.725	37.113	1'43.975	238,9	15:05'05.624
13	36.172	30.722	37.108	1'44.002	240,5	15:06'49.626
14	36.105	30.712	37.213	1'44.030	240,5	15:08'33.656
15	39.946	34.703	40.226	1'54.875	238,9	15:10'28.531
16	50.198	49.592	1'06.054	2'45.844	164,4	15:13'14.375
17	37.021	31.313	37.290	1'45.624C	240,5	15:14'59.999

Race Time 29'01.638

## 19 A. ROSSO (1'45.006)

Lap	Seg.1	Seg.2	Seg.3	Lap Time	km/h	Local Time
1		33.973	37.596	1'58.198		14:46'10.935
2	37.207	31.989	37.435	1'46.631	248,8	14:47'57.566
3	37.031	31.446	37.464	1'45.941	238,9	14:49'43.507
4	36.661	31.513	37.454	1'45.628	245,5	14:51'29.135
5	36.453	31.339	37.466	1'45.258	246,6	14:53'14.393
6	36.378	31.508	37.369	1'45.255	243,2	14:54'59.648
7	36.476	31.703	37.511	1'45.690	242,7	14:56'45.338
8	36.518	32.405	37.615	1'46.538	243,8	14:58'31.876
9	36.586	32.048	37.780	1'46.414	241,6	15:00'18.290
10	36.646	31.944	37.761	1'46.351	242,7	15:02'04.641
11	36.620	31.472	37.543	1'45.635	239,5	15:03'50.276
12	36.379	31.304	37.323	1'45.006	242,7	15:05'35.282
13	36.454	45.164	1'27.362	2'48.980P	240,5	15:08'24.262

Race Time 24'11.525

## 21 A. QUINN (1'44.217)

Lap	Seg.1	Seg.2	Seg.3	Lap Time	km/h	Local Time
1		32.545	37.439	1'55.751		14:46'08.488
2	36.387	31.865	37.380	1'45.632	237,9	14:47'54.120
3	36.427	31.109	37.381	1'44.917	239,5	14:49'39.037
4	35.973	30.954	37.290	1'44.217	238,9	14:51'23.254
5	36.158	31.151	37.386	1'44.695	241,6	14:53'07.949
6	36.198	31.051	37.225	1'44.474	242,2	14:54'52.423
7	36.229	31.598	37.233	1'45.060	241,1	14:56'37.483
8	36.696	31.110	37.160	1'44.966	245,5	14:58'22.449

## 22 Z. MALONEY (1'44.729)

Lap	Seg.1	Seg.2	Seg.3	Lap Time	km/h	Local Time
1		32.909	37.481	1'56.221		14:46'08.958
2	36.486	31.614	37.570	1'45.670	239,5	14:47'54.628
3	36.663	31.592	37.525	1'45.780	242,2	14:49'40.408
4	36.835	31.252	37.545	1'45.632	240,0	14:51'26.040
5	36.283	31.045	37.505	1'44.833	236,8	14:53'10.873
6	36.212	31.163	37.354	1'44.729	238,9	14:54'55.602
7	36.608	31.097	37.355	1'45.060	236,8	14:56'40.662
8	36.325	31.199	37.531	1'45.055	241,6	14:58'25.717
9	36.683	31.191	37.648	1'45.522	237,9	15:00'11.239
10	36.786	31.317	37.621	1'45.724	237,9	15:01'56.963
11	36.518	31.268	37.500	1'45.286	239,5	15:03'42.249
12	36.417	31.358	37.443	1'45.218	239,5	15:05'27.467
13	36.475	31.574	37.567	1'45.616	238,9	15:07'13.083
14	40.086	31.905	38.445	1'50.436	237,9	15:09'03.519
15	40.610	35.098	39.534	1'55.242	236,8	15:10'58.761
16	37.298	41.289	1'00.616	2'19.203	226,9	15:13'17.964
17	37.282	32.435	37.495	1'47.212C	249,4	15:15'05.176

Race Time 29'05.227

## 25 A. BARDINON (1'46.203)

Lap	Seg.1	Seg.2	Seg.3	Lap Time	km/h	Local Time
1		34.424	38.581	2'02.538		14:46'15.275
2	37.636	32.785	37.928	1'48.349	243,8	14:48'03.624
3	37.115	32.352	37.773	1'47.240	242,2	14:49'50.864
4	37.357	32.062	37.786	1'47.205	245,5	14:51'38.069
5	36.698	31.776	37.729	1'46.203	238,9	14:53'24.272
6	37.137	32.024	37.478	1'46.639	241,1	14:55'10.911
7	37.117	32.126	37.667	1'46.910	242,7	14:56'57.821
8	36.825	32.340	37.631	1'46.796	243,2	14:58'44.617
9	36.693	32.026	37.613	1'46.332	238,9	15:00'30.949
10	37.038	31.943	37.787	1'46.768	228,8	15:02'17.717
11	36.821	31.872	37.513	1'46.206	242,7	15:04'03.923
12	37.387	31.542	37.675	1'46.604	237,9	15:05'50.527
13	37.227	32.196	38.040	1'47.463	246,0	15:07'37.990
14	37.226	32.054	40.571	1'49.851	237,4	15:09'27.841
15	39.569	33.959	40.754	1'54.282	229,3	15:11'22.123
16	39.734	32.293	50.278	2'02.305	237,9	15:13'24.428
17	37.067	32.319	37.902	1'47.288C	238,4	15:15'11.716

Race Time 29'11.691

## 26 G. SAUCY (1'43.657)

Lap	Seg.1	Seg.2	Seg.3	Lap Time	km/h	Local Time
1		31.213	37.224	1'51.754		14:46'04.491
2	36.029	30.579	37.112	1'43.720	237,4	14:47'48.211
3	36.097	30.603	37.176	1'43.876	237,9	14:49'32.087
4	35.934	30.615	37.108	1'43.657	240,0	14:51'15.744
5	35.939	30.653	37.166	1'43.758	239,5	14:52'59.502
6	35.839	30.733	37.135	1'43.707	241,1	14:54'43.209
7	36.155	30.579	37.140	1'43.874	239,5	14:56'27.083
8	35.963	30.874	37.277	1'44.114	241,6	14:58'11.197
9	36.076	30.867	37.199	1'44.142	237,9	14:59'55.339

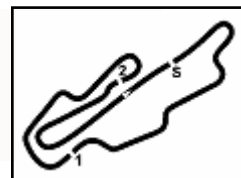
10/10/2021

P = Pits In/Out - C = Lap Time Cancelled



Powered by FICR PERUGIA TIMING





Aut.Int. Mugello 5.245 m

## ACI Racing Weekend Mugello, 09-10 Ottobre 2021

## Analysis Race 2

Start at 14:44'12.737

4 / 6

10	36.111	30.973	37.289	1'44.373	238,9	15:01'39.712	11	36.477	31.139	37.593	1'45.209	236,8	15:03'43.836
11	35.990	30.763	37.362	1'44.115	238,4	15:03'23.827	12	36.393	<b>30.969</b>	<b>37.333</b>	1'44.695	237,9	15:05'28.531
12	35.978	30.731	37.190	1'43.899	238,9	15:05'07.726	13	<b>36.261</b>	31.063	37.349	<b>1'44.673</b>	238,9	15:07'13.204
13	36.209	30.679	37.166	1'44.054	240,5	15:06'51.780							Race Time 23'00.467
14	36.110	30.645	37.340	1'44.095	240,0	15:08'35.875							
15	39.199	34.190	40.454	1'53.843	237,9	15:10'29.718							
16	49.683	49.463	1'06.256	2'45.402	218,2	15:13'15.120							
17	37.024	31.093	37.377	1'45.494C	237,9	15:15'00.614							

Race Time 29'02.383

## 27 K. HAVERKORT (1'44.161)

Lap	Seg.1	Seg.2	Seg.3	Lap Time	km/h	Local Time
1		31.844	37.529	1'53.481		14:46'06.218
2	36.298	31.199	<b>37.198</b>	1'44.695	<b>238,4</b>	14:47'50.913
3	36.083	30.909	37.310	1'44.302	235,8	14:49'35.215
4	36.030	30.953	37.285	1'44.268	237,9	14:51'19.483
5	<b>35.931</b>	<b>30.890</b>	37.340	<b>1'44.161</b>	236,8	14:53'03.644
6	35.985	30.968	37.219	1'44.172	237,9	14:54'47.816
7	36.175	30.965	37.370	1'44.510	<b>238,4</b>	14:56'32.326
8	36.127	31.130	37.309	1'44.566	<b>238,4</b>	14:58'16.892
9	36.163	31.141	37.494	1'44.798	235,8	15:00'01.690
10	36.123	31.122	37.504	1'44.749	236,3	15:01'46.439
11	36.196	31.375	37.582	1'45.153	236,3	15:03'31.592
12	36.940	31.343	37.472	1'45.755	237,9	15:05'17.347
13	36.383	31.136	37.281	1'44.800	<b>238,4</b>	15:07'02.147
14	36.210	31.114	37.444	1'44.768	237,4	15:08'46.915
15	39.719	33.794	38.845	1'52.358	195,3	15:10'39.273
16	43.292	49.453	1'03.806	2'36.551	232,3	15:13'15.824
17	37.664	32.023	37.301	1'46.988C	245,5	15:15'02.812

Race Time 29'03.087

## 30 M. BELOV (1'43.345)

Lap	Seg.1	Seg.2	Seg.3	Lap Time	km/h	Local Time
1		31.271	37.263	1'52.060		14:46'04.797
2	35.993	30.667	36.984	1'43.644	239,5	14:47'48.441
3	36.274	30.754	37.308	1'44.336	242,7	14:49'32.777
4	<b>35.794</b>	30.712	37.250	1'43.756	238,9	14:51'16.533
5	35.854	30.571	37.180	1'43.605	236,8	14:53'00.138
6	35.865	<b>30.500</b>	<b>36.980</b>	<b>1'43.345</b>	240,0	14:54'43.483
7	36.730	30.949	37.331	1'45.010	<b>243,2</b>	14:56'28.493
8	35.898	30.532	37.280	1'43.710	238,9	14:58'12.203
9	35.899	30.646	37.268	1'43.813	236,8	14:59'56.016
10	35.879	30.926	37.330	1'44.135	240,0	15:01'40.151
11	35.989	30.918	37.193	1'44.100	241,6	15:03'24.251
12	36.073	30.769	37.176	1'44.018	241,1	15:05'08.269
13	36.061	30.837	37.366	1'44.264	238,4	15:06'52.533
14	36.000	30.737	37.449	1'44.186	239,5	15:08'36.719
15	38.747	34.479	40.354	1'53.580	216,0	15:10'30.299
16	49.360	49.908	1'05.646	2'44.914	212,2	15:13'15.213
17	37.215	31.221	37.064	1'45.500C	240,5	15:15'00.713

Race Time 29'02.476

## 33 I. COHEN (1'44.673)

Lap	Seg.1	Seg.2	Seg.3	Lap Time	km/h	Local Time
1		33.418	37.672	1'57.464		14:46'10.201
2	36.584	31.169	37.493	1'45.246	244,9	14:47'55.447
3	36.485	31.533	37.631	1'45.649	240,0	14:49'41.096
4	36.699	31.702	37.566	1'45.967	243,8	14:51'27.063
5	37.022	31.216	37.598	1'45.836	241,6	14:53'12.899
6	36.380	31.293	37.511	1'45.184	240,0	14:54'58.083
7	36.300	30.972	37.498	1'44.770	<b>247,1</b>	14:56'42.853
8	36.364	31.154	37.545	1'45.063	240,5	14:58'27.916
9	36.500	31.185	37.777	1'45.462	236,8	15:00'13.378
10	36.505	31.148	37.596	1'45.249	237,4	15:01'58.627

## 35 P. DELLI GUANTI (1'44.377)

Lap	Seg.1	Seg.2	Seg.3	Lap Time	km/h	Local Time
1		31.931	37.515	1'53.812		14:46'06.549
2	36.905	31.240	37.509	1'45.654	239,5	14:47'52.203
3	36.758	31.152	37.415	1'45.325	238,4	14:49'37.528
4	36.236	31.010	37.499	1'44.745	<b>241,6</b>	14:51'22.273
5	<b>35.977</b>	31.090	37.397	1'44.464	240,0	14:53'06.737
6	36.021	<b>30.966</b>	37.390	<b>1'44.377</b>	241,1	14:54'51.114
7	36.500	31.448	<b>37.351</b>	1'45.299	239,5	14:56'36.413
8	36.335	31.070	37.517	1'44.922	240,0	14:58'21.335
9	36.298	31.195	37.498	1'44.991	238,4	15:00'06.326
10	36.324	31.246	37.690	1'45.260	238,4	15:01'51.586
11	36.295	31.068	37.652	1'45.015	237,9	15:03'36.601
12	36.884	31.030	37.491	1'45.405	237,9	15:05'22.006
13	36.540	31.290	37.463	1'45.293	238,9	15:07'07.299
14	36.530	31.183	37.557	1'45.270	238,9	15:08'52.569
15	40.187	34.666	38.590	1'53.443	238,9	15:10'46.012
16	38.611	48.640	1'03.587	2'30.838	237,9	15:13'16.850
17	37.126	32.416	37.667	1'47.209C	242,2	15:15'04.059

Race Time 29'04.113

## 41 E. PESCE (1'45.900)

Lap	Seg.1	Seg.2	Seg.3	Lap Time	km/h	Local Time
1		34.089	37.915	1'59.999		14:46'12.736
2	37.426	32.567	37.878	1'47.871	241,1	14:48'00.607
3	36.787	31.790	37.804	1'46.381	240,0	14:49'46.988
4	36.768	31.601	37.778	1'46.147	<b>242,7</b>	14:51'33.135
5	36.663	31.853	37.708	1'46.224	239,5	14:53'19.359
6	36.792	31.554	<b>37.554</b>	<b>1'45.900</b>	240,5	14:55'05.259
7	36.674	31.582	37.651	1'45.907	241,6	14:56'51.166
8	37.226	31.669	37.727	1'46.622	241,1	14:58'37.788
9	37.280	31.728	37.950	1'46.958	238,4	15:00'24.746
10	<b>36.653</b>	31.547	37.745	1'45.945	240,0	15:02'10.691
11	36.858	<b>31.349</b>	37.906	1'46.113	237,4	15:03'56.804
12	36.685	31.430	37.872	1'45.987	239,5	15:05'42.791
13	36.763	31.600	37.801	1'46.164	237,9	15:07'28.955
14	37.037	31.429	42.217	1'50.683	238,4	15:09'19.638
15	38.832	36.166	41.361	1'56.359	230,3	15:11'15.997
16	37.145	32.683	56.030	2'05.858	236,8	15:13'21.855
17	37.223	32.303	37.722	1'47.248C	242,2	15:15'09.103

Race Time 29'09.118

## 43 F. COLAPINTO (1'43.870)

Lap	Seg.1	Seg.2	Seg.3	Lap Time	km/h	Local Time
1		31.676	37.188	1'52.703		14:46'05.440
2	36.214	31.221	37.209	1'44.644	237,9	14:47'50.084
3	36.042	30.954	37.133	1'44.129	237,9	14:49'34.213
4	35.975	30.885	37.121	1'43.981	240,0	14:51'18.194
5	<b>35.883</b>	30.896	<b>37.091</b>	<b>1'43.870</b>	238,4	14:53'02.064
6	35.953	30.939	<b>37.091</b>	1'43.983	241,6	14:54'46.047
7	36.061	31.062	37.142	1'44.265	238,4	14:56'30.312
8	36.074	31.041	37.160	1'44.275	<b>242,2</b>	14:58'14.587
9	36.092	30.988	37.267	1'44.347	237,9	14:59'58.934
10	36.158	31.099	37.183	1'44.440	238,4	15:01'43.374
11	36.011	31.119	37.169	1'44.299	238,4	15:03'27.673
12	36.078	31.073	37.288	1'44.439	238,9	15:05'12.112
13	36.052	30.919	37.180	1'44.151	239,5	15:06'56.263
14	36.052	<b>30.863</b>	37.207	1'44.122	238,4	15:08'40.385
15	38.565	33.461	39.703	1'51.729	226,9	15:10'32.114

10/10/2021

P = Pits In/Out - C = Lap Time Cancelled

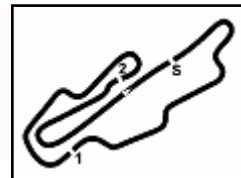


Powered by FICR PERUGIA TIMING









Aut.Int. Mugello 5.245 m

## ACI Racing Weekend Mugello, 09-10 Ottobre 2021

## Analysis Race 2

Start at 14:44'12.737

6 / 6

4	36.636	31.571	37.832	1'46.039	233,8	14:52'13.851	5	36.697	31.497	37.677	1'45.871	<b>245,5</b>	14:53'17.494
5	36.747	<b>31.185</b>	<b>37.688</b>	<b>1'45.620</b>	233,8	14:53'59.471	6	<b>36.457</b>	31.610	37.633	1'45.700	240,5	14:55'03.194
6	37.952	31.648	37.836	1'47.436	235,3	14:55'46.907	7	36.839	31.275	<b>37.496</b>	1'45.610	238,4	14:56'48.804
7	36.505	31.208	38.008	1'45.721	234,8	14:57'32.628	8	36.509	<b>31.223</b>	37.531	<b>1'45.263</b>	239,5	14:58'34.067
8	36.560	31.290	37.834	1'45.684	234,3	14:59'18.312	9	36.569	31.435	37.620	1'45.624	239,5	15:00'19.691
9	36.655	31.280	38.106	1'46.041	232,8	15:01'04.353	10	36.625	31.571	37.774	1'45.970	240,0	15:02'05.661
10	<b>36.494</b>	31.340	37.950	1'45.784	232,8	15:02'50.137	11	37.226	31.770	37.613	1'46.609	242,2	15:03'52.270
11	36.535	31.472	37.891	1'45.898	231,8	15:04'36.035	12	36.579	31.401	37.685	1'45.665	240,5	15:05'37.935
12	36.798	31.389	38.193	1'46.380	232,3	15:06'22.415	13	37.055	31.763	37.750	1'46.568	238,4	15:07'24.503
13	36.804	31.398	37.966	1'46.168	232,3	15:08'08.583	14	36.706	31.378	39.101	1'47.185	238,4	15:09'11.688
14	36.592	31.760	38.459	1'46.811	231,8	15:09'55.394	15	40.581	35.988	40.718	1'57.287	209,3	15:11'08.975
15	37.178	32.234	38.608	1'48.020	233,3	15:11'43.414	16	38.372	34.457	58.142	2'10.971	222,2	15:13'19.946
16	36.862	31.868	37.816	1'46.546	234,3	15:13'29.960	17	37.564	32.382	37.788	1'47.734C	244,9	15:15'07.680
17	36.878	32.001	37.872	1'46.751C	234,8	15:15'16.711							Race Time 29'07.209

Race Time 29'17.223

## 99 J. GARFIAS (1'45.715)

91 E. BARRICHELLO (1'45.585)							99 J. GARFIAS (1'45.715)						
Lap	Seg.1	Seg.2	Seg.3	Lap Time	km/h	Local Time	Lap	Seg.1	Seg.2	Seg.3	Lap Time	km/h	Local Time
1		34.427	37.801	2'00.834		14:46'13.571	1		34.095	37.936	1'59.852		14:46'12.589
2	37.821	32.249	37.633	1'47.703	243,8	14:48'01.274	2	37.076	32.471	37.639	1'47.186	245,5	14:47'59.775
3	37.010	31.563	37.734	1'46.307	243,2	14:49'47.581	3	36.818	31.961	37.744	1'46.523	<b>246,0</b>	14:49'46.298
4	36.434	31.874	37.655	1'45.963	242,2	14:51'33.544	4	37.040	31.665	37.439	1'46.144	242,2	14:51'32.442
5	36.627	31.765	37.860	1'46.252	241,1	14:53'19.796	5	36.959	31.795	37.588	1'46.342	242,7	14:53'18.784
6	36.618	31.656	37.500	1'45.774	242,2	14:55'05.570	6	36.617	31.978	<b>37.397</b>	1'45.992	241,6	14:55'04.776
7	36.657	31.665	<b>37.480</b>	1'45.802	242,7	14:56'51.372	7	36.707	31.506	37.604	1'45.817	240,5	14:56'50.593
8	<b>36.307</b>	31.727	37.551	<b>1'45.585</b>	<b>247,7</b>	14:58'36.957	8	<b>36.500</b>	31.891	37.638	1'46.029	242,2	14:58'36.622
9	36.558	31.666	37.592	1'45.816	240,0	15:00'22.773	9	36.564	31.777	37.589	1'45.930	238,9	15:00'22.552
10	36.895	31.334	37.618	1'45.847	245,5	15:02'08.620	10	36.806	31.361	37.548	<b>1'45.715</b>	241,1	15:02'08.267
11	36.704	31.555	37.514	1'45.773	243,2	15:03'54.393	11	36.764	<b>31.335</b>	37.643	1'45.742	237,9	15:03'54.009
12	36.768	31.535	37.552	1'45.855	243,2	15:05'40.248	12	36.885	31.424	37.444	1'45.753	240,5	15:05'39.762
13	36.718	31.690	37.623	1'46.031	238,9	15:07'26.279	13	36.864	32.846	37.717	1'47.427	238,9	15:07'27.189
14	36.458	<b>31.274</b>	40.336	1'48.068	237,4	15:09'14.347	14	36.810	31.665	40.012	1'48.487	240,5	15:09'15.676
15	39.865	36.443	41.365	1'57.673	221,3	15:11'12.020	15	39.229	36.472	41.859	1'57.560	229,8	15:11'13.236
16	38.028	33.525	56.803	2'08.356	238,4	15:13'20.376	16	37.904	33.156	56.788	2'07.848	233,8	15:13'21.084
17	37.259	32.577	37.587	1'47.423C	<b>247,7</b>	15:15'07.799	17	37.297	32.545	37.843	1'47.685C	241,6	15:15'08.769

Race Time 29'07.639

## 96 O. GOETHE (1'46.234)

Lap	Seg.1	Seg.2	Seg.3	Lap Time	km/h	Local Time
1		34.447	38.530	2'01.679		14:46'14.416
2	37.700	32.379	38.089	1'48.168	235,3	14:48'02.584
3	37.074	32.402	38.064	1'47.540	<b>244,3</b>	14:49'50.124
4	36.793	31.625	38.148	1'46.566	238,9	14:51'36.690
5	36.984	31.620	37.941	1'46.545	236,8	14:53'23.235
6	36.986	31.768	37.940	1'46.694	238,4	14:55'09.929
7	36.859	31.849	<b>37.850</b>	1'46.558	236,3	14:56'56.487
8	36.815	31.832	37.931	1'46.578	236,3	14:58'43.065
9	37.000	31.782	38.016	1'46.798	237,4	15:00'29.863
10	37.266	31.678	37.942	1'46.886	236,8	15:02'16.749
11	36.836	<b>31.547</b>	37.851	<b>1'46.234</b>	236,3	15:04'02.983
12	<b>36.720</b>	31.884	38.133	1'46.737	236,8	15:05'49.720
13	37.027	32.355	38.037	1'47.419	236,8	15:07'37.139
14	37.190	31.870	39.611	1'48.671	235,8	15:09'25.810
15	40.368	33.715	40.812	1'54.895	213,4	15:11'20.705
16	38.662	32.185	51.893	2'02.740	238,4	15:13'23.445
17	37.035	32.298	37.874	1'47.207C	241,1	15:15'10.652

Race Time 29'10.708

## 97 S. MEGUETOUNIF (1'45.263)

Lap	Seg.1	Seg.2	Seg.3	Lap Time	km/h	Local Time
1		33.798	38.348	1'59.681		14:46'12.418
2	36.945	31.994	37.601	1'46.540	241,1	14:47'58.958
3	36.858	31.770	37.673	1'46.301	243,2	14:49'45.259
4	36.720	31.622	38.022	1'46.364	240,5	14:51'31.623

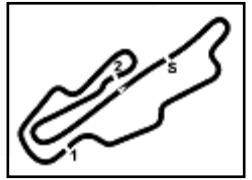
10/10/2021

P = Pits In/Out - C = Lap Time Cancelled



Powered by FICR PERUGIA TIMING





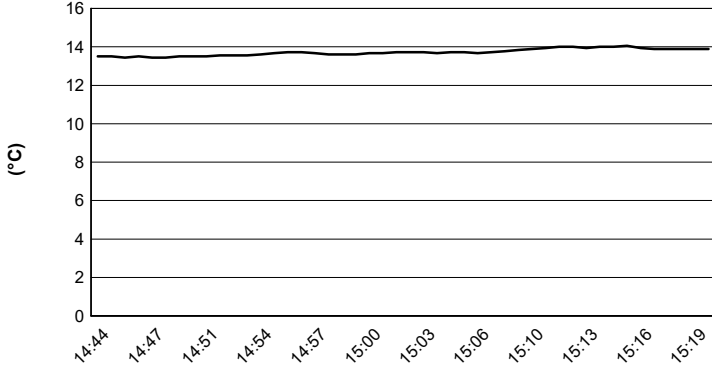
Aut.Int. Mugello 5.245 m

ACI Racing Weekend Mugello, 09-10 Ottobre 2021

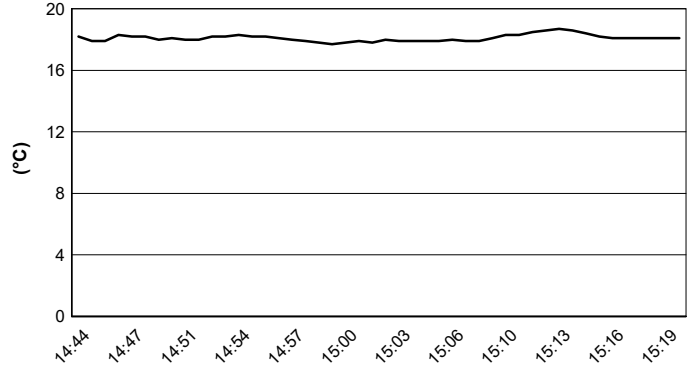
Weather Report Race 2

Session started 14:45 - Session ended 15:20

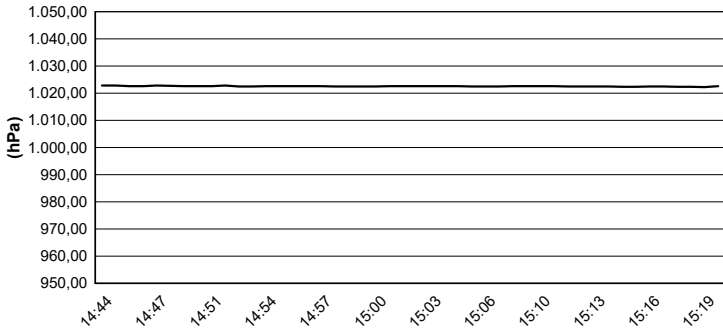
Air Temperature



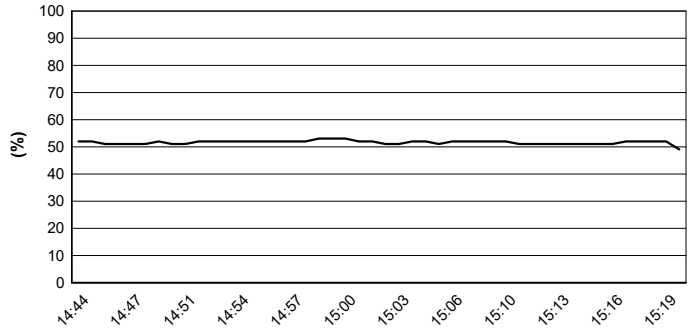
Track Temperature



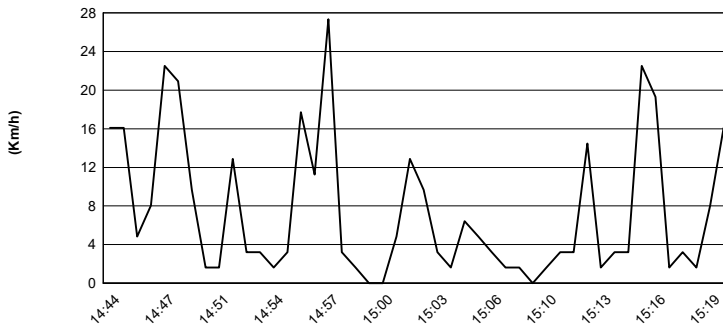
Air Pressure



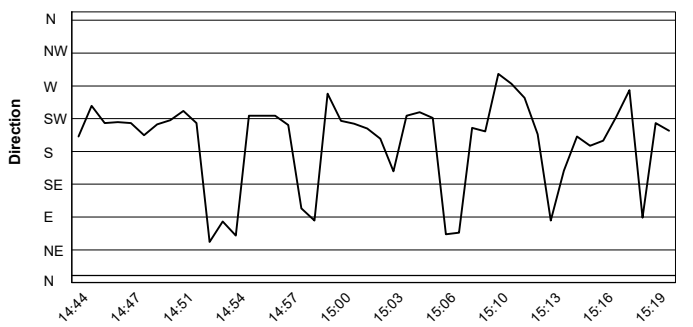
Humidity



Wind Speed

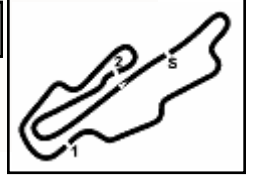


Wind Direction



10/10/2021





Aut.Int. Mugello 5.245 m

## ACI Racing Weekend Mugello, 09-10 Ottobre 2021

### Results by Class Race 2

#### Rookie

Laps 16 = 83,920 km - Avg 173,464 km/h - Race Time 29'01.638

No.	Driver	Nat	Entrant	Team	Car	Laps	Time	Gap	Rel.	Fastest Lap
1	<b>17 BEGANOVIC</b> Dino	SWE	Prema Powerteam	Prema Powerteam	Formula Alpine	16	29'01.638			5 1'43.383
2	<b>27 HAVERKORT</b> Kas	NED	MP Motorsport	MP Motorsport	Formula Alpine	16	29'03.087	1.449	1.449	5 1'44.161
3	<b>85 BORTOLETO</b> Gabriel	BRA	FA Racing	FA Racing	Formula Alpine	16	29'03.457	1.819	0.370	5 1'44.237
4	<b>35 DELLI GUANTI</b> Pietro	ITA	Monolite Racing	Monolite Racing	Formula Alpine	16	29'04.113	2.475	0.656	6 1'44.377
5	<b>64 BOYA</b> Mari	ESP	Van Amersfoort Racing	Van Amersfoort Racing	Formula Alpine	16	29'04.872	3.234	0.759	8 1'43.994
6	<b>6 HADJAR</b> Isack	FRA	R-Ace GP	R-Ace GP	Formula Alpine	16	29'04.895	3.257	0.023	6 1'44.004
7	<b>51 PIZZI</b> Francesco	ITA	Van Amersfoort Racing	Van Amersfoort Racing	Formula Alpine	16	29'06.142	4.504	1.247	12 1'44.736
8	<b>7 GNOS</b> Axel	CHE	G4 Racing	G4 Racing	Formula Alpine	16	29'06.754	5.116	0.612	6 1'44.782
9	<b>91 BARRICHELLO</b> Eduardo	BRA	JD Motorsport	JD Motorsport	Formula Alpine	16	29'07.639	6.001	0.885	8 1'45.585
10	<b>99 GARFIAS</b> José	MEX	Monolite Racing	Monolite Racing	Formula Alpine	16	29'08.347	6.709	0.708	10 1'45.715
11	<b>2 GOHLER</b> Nico	GER	KIC Motorsport	KIC Motorsport	Formula Alpine	16	29'09.758	8.120	1.411	12 1'45.845
12	<b>96 GOETHE</b> Oliver	DNK	MP Motorsport	MP Motorsport	Formula Alpine	16	29'10.708	9.070	0.950	11 1'46.234
13	<b>13 FERATI</b> Jasin	CHE	KIC Motorsport	KIC Motorsport	Formula Alpine	16	29'11.021	9.383	0.313	5 1'46.226
14	<b>15 BUHLER</b> Léna	CHE	R-Ace GP	R-Ace GP	Formula Alpine	16	29'11.748	10.110	0.727	12 1'46.225
----- Not Classified -----										
RET	<b>19 ROSSO</b> Andrea	ITA	FA Racing	FA Racing	Formula Alpine	13	24'11.525	3 Laps		12 1'45.006
RET	<b>46 MINI</b> Gabriele	ITA	ART Grand Prix	ART Grand Prix	Formula Alpine	10	27'19.461	6 Laps		5 1'45.247

Starting: 16 Classified: 14 Not Classified: 0 Retired: 2 Not Started: 0  
 Fastest Lap N. 5 No. 17 Dino Beganovic Time 1'43.383 Avg. 182,641 Km/h

Humidity:	51%	AIR	13°C
Condition:	DRY	Track	18°C

Clerk of the Course : Antonio Canu

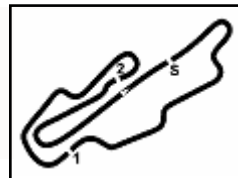
Race Director : Tamás Zettner Jr.

	Start	End
10/10/2021	14:44	15:20



Powered by FICR PERUGIA TIMING





## ACI Racing Weekend Mugello, 09-10 Ottobre 2021

### Starting Grid Race 2 (Duration: 30' +1 Lap)

18	13	<b>FERATI J.</b> Formula Alpi	1'44.655	15	<b>BUHLER L.</b> Formula Alpi	1'45.354
17	16	<b>SMITH T.</b> Formula Alpi	1'44.195	25	<b>BARDINON A.</b> Formula Alpi	1'44.518
16	89	<b>DEUKMEDJIAN A.</b> Formula Alpi	1'44.001	96	<b>GOETHE O.</b> Formula Alpi	1'44.077
15	14	<b>MARINANGELI N.</b> Formula Alpi	1'43.901	99	<b>GARFIAS J.</b> Formula Alpi	1'43.643
14	5	<b>PASMA P.</b> Formula Alpi	1'43.567	2	<b>GOHLER N.</b> Formula Alpi	1'43.650
13	62	<b>FLUXA L.</b> Formula Alpi	1'43.320	91	<b>BARRICHELLO E.</b> Formula Alpi	1'43.481
12	77	<b>VAN'T HOFF D.</b> Formula Alpi	1'43.252	97	<b>MEGUETOUNIF S.</b> Formula Alpi	1'43.254
11	7	<b>GNOS A.</b> Formula Alpi	1'43.245	41	<b>PESCE E.</b> Formula Alpi	1'43.251
10	33	<b>COHEN I.</b> Formula Alpi	1'43.099	12	<b>VIDALES D.</b> Formula Alpi	1'43.236
9	51	<b>PIZZI F.</b> Formula Alpi	1'43.012	19	<b>ROSSO A.</b> Formula Alpi	1'43.094
8	8	<b>ALATALO W.</b> Formula Alpi	1'42.918	22	<b>MALONEY Z.</b> Formula Alpi	1'43.005
7	6	<b>HADJAR I.</b> Formula Alpi	1'42.749	11	<b>PETECOF G.</b> Formula Alpi	1'42.796
6	21	<b>QUINN A.</b> Formula Alpi	1'42.467	46	<b>MINI G.</b> Formula Alpi	1'42.471
5	64	<b>BOYA M.</b> Formula Alpi	1'42.349	85	<b>BORTOLETO G.</b> Formula Alpi	1'42.431
4	35	<b>DELLI GUANTI P.</b> Formula Alpi	1'42.378	10	<b>DAVID H.</b> Formula Alpi	1'42.379
3	30	<b>BELOV M.</b> Formula Alpi	1'42.276	27	<b>HAVERKORT K.</b> Formula Alpi	1'42.327
2	17	<b>BEGANOVIC D.</b> Formula Alpi	1'42.148	43	<b>COLAPINTO F.</b> Formula Alpi	1'42.240
1	1	<b>ARON P.</b> Formula Alpi	1'41.991	26	<b>SAUCY G.</b> Formula Alpi	1'42.071

The Driver n. 64 (Boya M.) drop 2 position according Stewards decision n. 3  
The Driver n. 99 (Garfias J.) drop 2 position according Stewards decision n. 1

