

Red Bull Ring
Formula Regional Championship by Alpine
Collective Test 2
Provisional Results

Red Bull Ring 4.318 m.

Clas	Nº	Driver	Nat	Cat	Clas	Team	Nat	Vehicle	Laps	Best	Time	Gap	Interval	Km/h
1	26	Grégoire Saucy				ART GRAND PRIX		Formula Alpine	25	20	1:25.883			180.9
2	30	Michael Belov				G4 RACING		Formula Alpine	27	24	1:25.959	0.076	0.076	180.8
3	6	Isack Hadjar		R	1	R-ACE GP		Formula Alpine	26	20	1:25.969	0.086	0.010	180.8
4	43	Franco Colapinto				MP MOTORSPORT		Formula Alpine	26	25	1:25.990	0.107	0.021	180.7
5	10	Hadrien David				R-ACE GP		Formula Alpine	30	24	1:25.997	0.114	0.007	180.7
6	22	Zane Maloney				R-ACE GP		Formula Alpine	29	24	1:26.153	0.270	0.156	180.4
7	21	Alex Quinn				ARDEN		Formula Alpine	27	20	1:26.154	0.271	0.001	180.4
8	1	Paul Aron				PREMA POWERTEAM		Formula Alpine	26	23	1:26.190	0.307	0.036	180.3
9	85	Gabriel Bortoleto		R	2	FA RACING		Formula Alpine	26	23	1:26.194	0.311	0.004	180.3
10	8	William Alatalo				ARDEN		Formula Alpine	23	18	1:26.197	0.314	0.003	180.3
11	46	Gabriele Mini		R	3	ART GRAND PRIX		Formula Alpine	26	23	1:26.310	0.427	0.113	180.1
12	12	David Vidales				PREMA POWERTEAM		Formula Alpine	23	19	1:26.343	0.460	0.033	180.0
13	17	Dino Beganovic		R	4	PREMA POWERTEAM		Formula Alpine	23	20	1:26.345	0.462	0.002	180.0
14	64	Mari Boya		R	5	VAN AMERSFOORT		Formula Alpine	28	27	1:26.373	0.490	0.028	179.9
15	35	Pietro Delli Guanti		R	6	MONOLITE RACING		Formula Alpine	24	17	1:26.477	0.594	0.104	179.7
16	19	Andrea Rosso		R	7	FA RACING		Formula Alpine	26	20	1:26.527	0.644	0.050	179.6
17	91	Eduardo Barrichello		R	8	JD MOTORSPORT		Formula Alpine	27	26	1:26.569	0.686	0.042	179.5
18	5	Patrik Pasma				ART GRAND PRIX		Formula Alpine	24	18	1:26.578	0.695	0.009	179.5
19	51	Francesco Pizzi		R	9	VAN AMERSFOORT		Formula Alpine	22	19	1:26.685	0.802	0.107	179.3
20	62	Lorenzo Fluxa				VAN AMERSFOORT		Formula Alpine	25	17	1:26.689	0.806	0.004	179.3
21	14	Nicola Marinangeli				ARDEN		Formula Alpine	26	23	1:26.786	0.903	0.097	179.1
22	9	Alexandre Bardinon				FA RACING		Formula Alpine	26	20	1:26.804	0.921	0.018	179.0
23	33	Ido Cohen				JD MOTORSPORT		Formula Alpine	22	16	1:26.940	1.057	0.136	178.7
24	27	Kas Haverkort		R	10	MP MOTORSPORT		Formula Alpine	27	19	1:26.953	1.070	0.013	178.7
25	96	Oliver Goethe		R	11	MP MOTORSPORT		Formula Alpine	25	23	1:27.008	1.125	0.055	178.6
26	41	Emidio Pesce				DR FORMULA		Formula Alpine	23	16	1:27.009	1.126	0.001	178.6
27	7	Axel Gnos		R	12	G4 RACING		Formula Alpine	27	23	1:27.060	1.177	0.051	178.5
28	2	Nico Gohler		R	13	KIC MOTORSPORT		Formula Alpine	26	24	1:27.273	1.390	0.213	178.1
29	16	Tommy Smith				JD MOTORSPORT		Formula Alpine	27	22	1:27.387	1.504	0.114	177.8
30	99	José Garfías		R	14	MONOLITE RACING		Formula Alpine	23	17	1:27.389	1.506	0.002	177.8
31	58	Elias Seppanen		R	15	KIC MOTORSPORT		Formula Alpine	18	7	1:27.442	1.559	0.053	177.7
32	15	Léna Buhler		R	16	R-ACE GP		Formula Alpine	29	26	1:27.520	1.637	0.078	177.6
33	11	Gianluca Petecof				KIC MOTORSPORT		Formula Alpine	7	3	1:28.665	2.782	1.145	175.3

*** PENALTIES**

CAR 11 LAST AND CURRENT LAPS REMOVED - TRACK LIMITS AT T10

CAR 7 LAST LAP REMOVED - TRACK LIMITS AT T9

CAR 22 LAST LAP REMOVED - TRACK LIMITS AT T9

CAR 99 LAST AND CURRENT LAPS REMOVED - TRACK LIMITS AT T10

CAR 7 LAST AND CURRENT LAPS REMOVED - TRACK LIMITS AT T10

CAR 15 LAST LAP REMOVED - TRACK LIMITS AT T9

CAR 11 LAST LAP REMOVED - TRACK LIMITS AT T9

CAR 33 LAST LAP REMOVED - TRACK LIMITS AT T9

CAR 17 LAST AND CURRENT LAPS REMOVED - TRACK LIMITS AT T10

CAR 64 LAST LAP REMOVED - TRACK LIMITS AT T9

CAR 16 LAST AND CURRENT LAPS REMOVED - TRACK LIMITS AT T10


Published at:.....

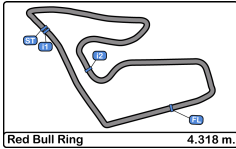
Track Temp: **34.0 °C** Air Temp: **25.0 °C** Humidity: **37 %** Track Status: **DRY**

Stewards:

Race Director:

Timekeeper:


 Luis Angel Garcia Nuñez
 JOB/I-0020-ESP



Red Bull Ring
Formula Regional Championship by Alpine
Collective Test 2
Provisional Results

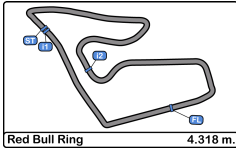
CAR 14 LAST AND CURRENT LAPS REMOVED - TRACK LIMITS AT T10
 CAR 19 / 7 LAST AND CURRENT LAPS REMOVED - TRACK LIMITS AT T10
 CAR 91 LAST AND CURRENT LAPS REMOVED - TRACK LIMITS AT T10
 CAR 10 LAST LAP REMOVED - TRACK LIMITS AT T9
 CAR 5/12/21 LAST AND CURRENT LAPS REMOVED - TRACK LIMITS AT T10
 CAR 41 LAST LAP REMOVED - TRACK LIMITS AT T9
 CAR 46/14 LAST AND CURRENT LAPS REMOVED - TRACK LIMITS AT T10
 CAR 62/99 LAST LAP REMOVED - TRACK LIMITS AT T9
 CAR 19 LAST LAP REMOVED - TRACK LIMITS AT T9
 CAR 8 LAST AND CURRENT LAPS REMOVED - TRACK LIMITS AT T10
 CAR 17 LAST AND CURRENT LAPS REMOVED - TRACK LIMITS AT T10
 CAR 6 LAST LAP REMOVED - TRACK LIMITS AT T9
 CAR 46/12 LAST AND CURRENT LAPS REMOVED - TRACK LIMITS AT T10
 CAR 14 LAST AND CURRENT LAPS REMOVED - TRACK LIMITS AT T10
 CAR 19 LAST LAP REMOVED - TRACK LIMITS AT T9
 CAR 7 LAST AND CURRENT LAPS REMOVED - TRACK LIMITS AT T10
 CAR 64 LAST AND CURRENT LAPS REMOVED - TRACK LIMITS AT T10
 CAR 33 LAST AND CURRENT LAPS REMOVED - TRACK LIMITS AT T10
 CAR 26 LAST LAP REMOVED - TRACK LIMITS AT T9
 CAR 99 LAST AND CURRENT LAPS REMOVED - TRACK LIMITS AT T10
 CAR 19 LAST LAP REMOVED - TRACK LIMITS AT T9
 CAR 9 LAST LAP REMOVED - TRACK LIMITS AT T9
 CAR 10 LAST LAP REMOVED - TRACK LIMITS AT T9
 CAR 33 LAST AND CURRENT LAPS REMOVED - TRACK LIMITS AT T10
 CAR 46 LAST AND CURRENT LAPS REMOVED - TRACK LIMITS AT T10
 CAR 1 LAST AND CURRENT LAPS REMOVED - TRACK LIMITS AT T10
 CAR 33 LAST AND CURRENT LAPS REMOVED - TRACK LIMITS AT T10
 CAR 5 LAST LAP REMOVED - TRACK LIMITS AT T9
 CAR 16 LAST LAP REMOVED - TRACK LIMITS AT T9
 CAR 7 LAST AND CURRENT LAPS REMOVED - TRACK LIMITS AT T10
 CAR 22 LAST LAP REMOVED - TRACK LIMITS AT T9
 CAR 46 LAST AND CURRENT LAPS REMOVED - TRACK LIMITS AT T10
 CAR 7 LAST LAP REMOVED - TRACK LIMITS AT T9
 CAR 91 LAST AND CURRENT LAPS REMOVED - TRACK LIMITS AT T10
 CAR 64 LAST LAP REMOVED - TRACK LIMITS AT T9
 CAR 96 LAST LAP REMOVED - TRACK LIMITS AT T9
 CAR 27 LAST AND CURRENT LAPS REMOVED - TRACK LIMITS AT T10
 CAR 27 LAST AND CURRENT LAPS REMOVED - TRACK LIMITS AT T10
 CAR 51 LAST AND CURRENT LAPS REMOVED - TRACK LIMITS AT T10
 CAR 5 LAST LAP REMOVED - TRACK LIMITS AT T9
 CAR 19 LAST AND CURRENT LAPS REMOVED - TRACK LIMITS AT T10
 CAR 21 LAST AND CURRENT LAPS REMOVED - TRACK LIMITS AT T10
 CAR 16 LAST LAP REMOVED - TRACK LIMITS AT T9
 CARS 33/12 LAST LAP REMOVED - TRACK LIMITS AT T9
 CARS 10/14 LAST LAP REMOVED - TRACK LIMITS AT T9
 CAR 7 LAST AND CURRENT LAPS REMOVED - TRACK LIMITS AT T10
 CARS 99 LAST LAP REMOVED - TRACK LIMITS AT T9
 CARS 22 LAST LAP REMOVED - TRACK LIMITS AT T9
 CAR 12 LAST LAP REMOVED - TRACK LIMITS AT T9
 CARS 14/85 LAST LAP REMOVED - TRACK LIMITS AT T9

Published at:.....

Track Temp: **34.0 °C** Air Temp: **25.0 °C** Humidity: **37 %** Track Status: **DRY****Stewards:****Race Director:****Timekeeper:**

Luis Angel García Nuñez

JOB/I-0020-ESP




Red Bull Ring
Formula Regional Championship by Alpine
Collective Test 2
Provisional Results

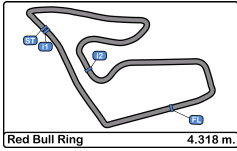
- CARS 99 LAST LAP REMOVED - TRACK LIMITS AT T9
- CAR 64 LAST AND CURRENT LAPS REMOVED - TRACK LIMITS AT T10
- CARS 62 LAST LAP REMOVED - TRACK LIMITS AT T9
- CARS 1/33 LAST LAP REMOVED - TRACK LIMITS AT T9
- CAR 46 LAST AND CURRENT LAPS REMOVED - TRACK LIMITS AT T10
- CAR 91 LAST AND CURRENT LAPS REMOVED - TRACK LIMITS AT T10
- CARS 16 LAST LAP REMOVED - TRACK LIMITS AT T9
- CAR 19/14 LAST AND CURRENT LAPS REMOVED - TRACK LIMITS AT T10
- CAR 1 LAST AND CURRENT LAPS REMOVED - TRACK LIMITS AT T10
- CARS 10 LAST LAP REMOVED - TRACK LIMITS AT T9
- CAR 14 LAST AND CURRENT LAPS REMOVED - TRACK LIMITS AT T10
- CARS 17 LAST LAP REMOVED - TRACK LIMITS AT T9
- CAR 64 LAST AND CURRENT LAPS REMOVED - TRACK LIMITS AT T10
- CARS 91 LAST LAP REMOVED - TRACK LIMITS AT T9
- CARS 16 LAST LAP REMOVED - TRACK LIMITS AT T9
- CAR 19 LAST AND CURRENT LAPS REMOVED - TRACK LIMITS AT T10
- CARS 14 LAST LAP REMOVED - TRACK LIMITS AT T9
- CARS 99 LAST LAP REMOVED - TRACK LIMITS AT T9
- CARS 64 LAST LAP REMOVED - TRACK LIMITS AT T9
- CAR 62 LAST AND CURRENT LAPS REMOVED - TRACK LIMITS AT T10
- CAR 1 LAST AND CURRENT LAPS REMOVED - TRACK LIMITS AT T10
- CAR 66 LAST AND CURRENT LAPS REMOVED - TRACK LIMITS AT T10
- CARS 10/12 LAST LAP REMOVED - TRACK LIMITS AT T9
- CARS 99 LAST LAP REMOVED - TRACK LIMITS AT T9
- CARS 15 LAST LAP REMOVED - TRACK LIMITS AT T9
- CARS 35 LAST LAP REMOVED - TRACK LIMITS AT T9

Published at:.....

Track Temp: **34.0 °C** Air Temp: **25.0 °C** Humidity: **37 %** Track Status: **DRY**

Stewards:	Race Director:	Timekeeper:  Luis Angel Garcia Nunez JOB/I-0020-ESP
------------------	-----------------------	--





Red Bull Ring
Formula Regional Championship by Alpine
Collective Test 2
Provisional Results by Category

Clas	Nº	Driver	Nat	Cat	Clas	Team	Nat	Vehicle	Laps	Best	Time	Gap	Interval	Km/h	
1	26	Grégoire Saucy		CHE		ART GRAND PRIX		FRA	Formula Alpine	25	20	1:25.883		180.9	
2	30	Michael Belov		RUS		G4 RACING		CHE	Formula Alpine	27	24	1:25.959	0.076	0.076	180.8
3	43	Franco Colapinto		ARG		MP MOTORSPORT		NLD	Formula Alpine	26	25	1:25.990	0.107	0.031	180.7
4	10	Hadrien David		FRA		R-ACE GP		FRA	Formula Alpine	30	24	1:25.997	0.114	0.007	180.7
5	22	Zane Maloney		IRL		R-ACE GP		FRA	Formula Alpine	29	24	1:26.153	0.270	0.156	180.4
6	21	Alex Quinn		GBR		ARDEN		GBR	Formula Alpine	27	20	1:26.154	0.271	0.001	180.4
7	1	Paul Aron		EST		PREMA POWERTEAM		ITA	Formula Alpine	26	23	1:26.190	0.307	0.036	180.3
8	8	William Alatalo		FIN		ARDEN		GBR	Formula Alpine	23	18	1:26.197	0.314	0.007	180.3
9	12	David Vidales		ESP		PREMA POWERTEAM		ITA	Formula Alpine	23	19	1:26.343	0.460	0.146	180.0
10	5	Patrik Pasma		FIN		ART GRAND PRIX		FRA	Formula Alpine	24	18	1:26.578	0.695	0.235	179.5
11	62	Lorenzo Fluxa		ESP		VAN AMERSFOORT		NLD	Formula Alpine	25	17	1:26.689	0.806	0.111	179.3
12	14	Nicola Marinangeli		ITA		ARDEN		GBR	Formula Alpine	26	23	1:26.786	0.903	0.097	179.1
13	9	Alexandre Bardinon		FRA		FA RACING		ESP	Formula Alpine	26	20	1:26.804	0.921	0.018	179.0
14	33	Ido Cohen		ISR		JD MOTORSPORT		ITA	Formula Alpine	22	16	1:26.940	1.057	0.136	178.7
15	41	Emidio Pesce		ITA		DR FORMULA		PRT	Formula Alpine	23	16	1:27.009	1.126	0.069	178.6
16	16	Tommy Smith		AUS		JD MOTORSPORT		ITA	Formula Alpine	27	22	1:27.387	1.504	0.378	177.8
17	11	Gianluca Petecof		BRA		KIC MOTORSPORT		FIN	Formula Alpine	7	3	1:28.665	2.782	1.278	175.3

Rookie

1	6	Isack Hadjar		FRA	R	1	R-ACE GP		FRA	Formula Alpine	26	20	1:25.969		180.8	
2	85	Gabriel Bortoleto		BRA	R	2	FA RACING		ESP	Formula Alpine	26	23	1:26.194	0.225	0.225	180.3
3	46	Gabriele Mini		ITA	R	3	ART GRAND PRIX		FRA	Formula Alpine	26	23	1:26.310	0.341	0.116	180.1
4	17	Dino Beganovic		SWE	R	4	PREMA POWERTEAM		ITA	Formula Alpine	23	20	1:26.345	0.376	0.035	180.0
5	64	Mari Boya		ESP	R	5	VAN AMERSFOORT		NLD	Formula Alpine	28	27	1:26.373	0.404	0.028	179.9
6	35	Pietro Delli Guanti		ITA	R	6	MONOLITE RACING		ITA	Formula Alpine	24	17	1:26.477	0.508	0.104	179.7
7	19	Andrea Rosso		ITA	R	7	FA RACING		ESP	Formula Alpine	26	20	1:26.527	0.558	0.050	179.6
8	91	Eduardo Barrichello		BRA	R	8	JD MOTORSPORT		ITA	Formula Alpine	27	26	1:26.569	0.600	0.042	179.5
9	51	Francesco Pizzi		ITA	R	9	VAN AMERSFOORT		NLD	Formula Alpine	22	19	1:26.685	0.716	0.116	179.3
10	27	Kas Haverkort		NLD	R	10	MP MOTORSPORT		NLD	Formula Alpine	27	19	1:26.953	0.984	0.268	178.7
11	96	Oliver Goethe		DNK	R	11	MP MOTORSPORT		NLD	Formula Alpine	25	23	1:27.008	1.039	0.055	178.6
12	7	Axel Gnos		CHE	R	12	G4 RACING		CHE	Formula Alpine	27	23	1:27.060	1.091	0.052	178.5
13	2	Nico Gohler		BEL	R	13	KIC MOTORSPORT		FIN	Formula Alpine	26	24	1:27.273	1.304	0.213	178.1
14	99	José Garfias		MEX	R	14	MONOLITE RACING		ITA	Formula Alpine	23	17	1:27.389	1.420	0.116	177.8
15	58	Elias Seppanen		FIN	R	15	KIC MOTORSPORT		FIN	Formula Alpine	18	7	1:27.442	1.473	0.053	177.7
16	15	Léna Buhler		CHE	R	16	R-ACE GP		FRA	Formula Alpine	29	26	1:27.520	1.551	0.078	177.6

*** PENALTIES**

CAR 11 LAST AND CURRENT LAPS REMOVED - TRACK LIMITS AT T10

CAR 7 LAST LAP REMOVED - TRACK LIMITS AT T9

CAR 22 LAST LAP REMOVED - TRACK LIMITS AT T9

CAR 99 LAST AND CURRENT LAPS REMOVED - TRACK LIMITS AT T10

CAR 7 LAST AND CURRENT LAPS REMOVED - TRACK LIMITS AT T10

CAR 15 LAST LAP REMOVED - TRACK LIMITS AT T9

CAR 11 LAST LAP REMOVED - TRACK LIMITS AT T9

CAR 33 LAST LAP REMOVED - TRACK LIMITS AT T9

CAR 17 LAST AND CURRENT LAPS REMOVED - TRACK LIMITS AT T10

CAR 64 LAST LAP REMOVED - TRACK LIMITS AT T9

Published at:.....

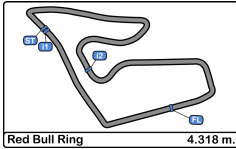
Track Temp: 34.0 °C Air Temp: 25.0 °C Humidity: 37 % Track Status: DRY

Stewards:

Race Director:

Timekeeper:


 Luis Angel Garcia Nuñez
 JOB/I-0020-ESP



Red Bull Ring
Formula Regional Championship by Alpine
Collective Test 2
Provisional Results by Category

CAR 16 LAST AND CURRENT LAPS REMOVED - TRACK LIMITS AT T10
 CAR 14 LAST AND CURRENT LAPS REMOVED - TRACK LIMITS AT T10
 CAR 19 / 7 LAST AND CURRENT LAPS REMOVED - TRACK LIMITS AT T10
 CAR 91 LAST AND CURRENT LAPS REMOVED - TRACK LIMITS AT T10
 CAR 10 LAST LAP REMOVED - TRACK LIMITS AT T9
 CAR 5/12/21 LAST AND CURRENT LAPS REMOVED - TRACK LIMITS AT T10
 CAR 41 LAST LAP REMOVED - TRACK LIMITS AT T9
 CAR 46/14 LAST AND CURRENT LAPS REMOVED - TRACK LIMITS AT T10
 CAR 62/99 LAST LAP REMOVED - TRACK LIMITS AT T9
 CAR 19 LAST LAP REMOVED - TRACK LIMITS AT T9
 CAR 8 LAST AND CURRENT LAPS REMOVED - TRACK LIMITS AT T10
 CAR 17 LAST AND CURRENT LAPS REMOVED - TRACK LIMITS AT T10
 CAR 6 LAST LAP REMOVED - TRACK LIMITS AT T9
 CAR 46/12 LAST AND CURRENT LAPS REMOVED - TRACK LIMITS AT T10
 CAR 14 LAST AND CURRENT LAPS REMOVED - TRACK LIMITS AT T10
 CAR 19 LAST LAP REMOVED - TRACK LIMITS AT T9
 CAR 7 LAST AND CURRENT LAPS REMOVED - TRACK LIMITS AT T10
 CAR 64 LAST AND CURRENT LAPS REMOVED - TRACK LIMITS AT T10
 CAR 33 LAST AND CURRENT LAPS REMOVED - TRACK LIMITS AT T10
 CAR 26 LAST LAP REMOVED - TRACK LIMITS AT T9
 CAR 99 LAST AND CURRENT LAPS REMOVED - TRACK LIMITS AT T10
 CAR 19 LAST LAP REMOVED - TRACK LIMITS AT T9
 CAR 9 LAST LAP REMOVED - TRACK LIMITS AT T9
 CAR 10 LAST LAP REMOVED - TRACK LIMITS AT T9
 CAR 33 LAST AND CURRENT LAPS REMOVED - TRACK LIMITS AT T10
 CAR 46 LAST AND CURRENT LAPS REMOVED - TRACK LIMITS AT T10
 CAR 1 LAST AND CURRENT LAPS REMOVED - TRACK LIMITS AT T10
 CAR 33 LAST AND CURRENT LAPS REMOVED - TRACK LIMITS AT T10
 CAR 5 LAST LAP REMOVED - TRACK LIMITS AT T9
 CAR 16 LAST LAP REMOVED - TRACK LIMITS AT T9
 CAR 7 LAST AND CURRENT LAPS REMOVED - TRACK LIMITS AT T10
 CAR 22 LAST LAP REMOVED - TRACK LIMITS AT T9
 CAR 46 LAST AND CURRENT LAPS REMOVED - TRACK LIMITS AT T10
 CAR 7 LAST LAP REMOVED - TRACK LIMITS AT T9
 CAR 91 LAST AND CURRENT LAPS REMOVED - TRACK LIMITS AT T10
 CAR 64 LAST LAP REMOVED - TRACK LIMITS AT T9
 CAR 96 LAST LAP REMOVED - TRACK LIMITS AT T9
 CAR 27 LAST AND CURRENT LAPS REMOVED - TRACK LIMITS AT T10
 CAR 27 LAST AND CURRENT LAPS REMOVED - TRACK LIMITS AT T10
 CAR 51 LAST AND CURRENT LAPS REMOVED - TRACK LIMITS AT T10
 CAR 5 LAST LAP REMOVED - TRACK LIMITS AT T9
 CAR 19 LAST AND CURRENT LAPS REMOVED - TRACK LIMITS AT T10
 CAR 21 LAST AND CURRENT LAPS REMOVED - TRACK LIMITS AT T10
 CAR 16 LAST LAP REMOVED - TRACK LIMITS AT T9
 CARS 33/12 LAST LAP REMOVED - TRACK LIMITS AT T9
 CARS 10/14 LAST LAP REMOVED - TRACK LIMITS AT T9
 CAR 7 LAST AND CURRENT LAPS REMOVED - TRACK LIMITS AT T10
 CARS 99 LAST LAP REMOVED - TRACK LIMITS AT T9
 CARS 22 LAST LAP REMOVED - TRACK LIMITS AT T9
 CAR 12 LAST LAP REMOVED - TRACK LIMITS AT T9

Published at:.....

Track Temp: 34.0 °C Air Temp: 25.0 °C Humidity: 37 % Track Status: DRY

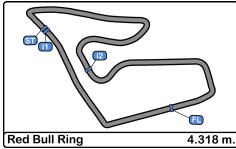
Stewards:

Race Director:

Timekeeper:


 Luis Angel Garcia Nufez

JOB/I-0020-ESP



Red Bull Ring
Formula Regional Championship by Alpine
Collective Test 2
Provisional Results by Category

CARS 14/85 LAST LAP REMOVED - TRACK LIMITS AT T9
 CARS 99 LAST LAP REMOVED - TRACK LIMITS AT T9
 CAR 64 LAST AND CURRENT LAPS REMOVED - TRACK LIMITS AT T10
 CARS 62 LAST LAP REMOVED - TRACK LIMITS AT T9
 CARS 1/33 LAST LAP REMOVED - TRACK LIMITS AT T9
 CAR 46 LAST AND CURRENT LAPS REMOVED - TRACK LIMITS AT T10
 CAR 91 LAST AND CURRENT LAPS REMOVED - TRACK LIMITS AT T10
 CARS 16 LAST LAP REMOVED - TRACK LIMITS AT T9
 CAR 19/14 LAST AND CURRENT LAPS REMOVED - TRACK LIMITS AT T10
 CAR 1 LAST AND CURRENT LAPS REMOVED - TRACK LIMITS AT T10
 CARS 10 LAST LAP REMOVED - TRACK LIMITS AT T9
 CAR 14 LAST AND CURRENT LAPS REMOVED - TRACK LIMITS AT T10
 CARS 17 LAST LAP REMOVED - TRACK LIMITS AT T9
 CAR 64 LAST AND CURRENT LAPS REMOVED - TRACK LIMITS AT T10
 CARS 91 LAST LAP REMOVED - TRACK LIMITS AT T9
 CARS 16 LAST LAP REMOVED - TRACK LIMITS AT T9
 CAR 19 LAST AND CURRENT LAPS REMOVED - TRACK LIMITS AT T10
 CARS 14 LAST LAP REMOVED - TRACK LIMITS AT T9
 CARS 99 LAST LAP REMOVED - TRACK LIMITS AT T9
 CARS 64 LAST LAP REMOVED - TRACK LIMITS AT T9
 CAR 62 LAST AND CURRENT LAPS REMOVED - TRACK LIMITS AT T10
 CAR 1 LAST AND CURRENT LAPS REMOVED - TRACK LIMITS AT T10
 CAR 66 LAST AND CURRENT LAPS REMOVED - TRACK LIMITS AT T10
 CARS 10/12 LAST LAP REMOVED - TRACK LIMITS AT T9
 CARS 99 LAST LAP REMOVED - TRACK LIMITS AT T9
 CARS 15 LAST LAP REMOVED - TRACK LIMITS AT T9
 CARS 35 LAST LAP REMOVED - TRACK LIMITS AT T9

Published at:.....

Track Temp: **34.0 °C** Air Temp: **25.0 °C** Humidity: **37 %** Track Status: **DRY**

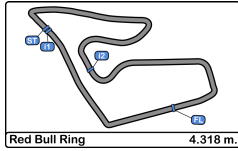
Stewards:

Race Director:

Timekeeper:


 Luis Angel Garcia Nunez

JOB/I-0020-ESP



Red Bull Ring
Formula Regional Championship by Alpine
Collective Test 2
Lap Analysis

1

Paul Aron

Formula Alpine 2

Nico Gohler

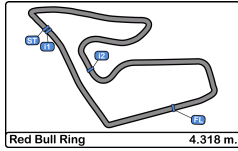
Formula Alpine

PREMA POWERTEAM

Rookie

KIC MOTORSPORT

Lap	D	Time	Sector 1	Sector 2	Sector 3	T. Spd	Elapsed	Lap	D	Time	Sector 1	Sector 2	Sector 3	T. Spd	Elapsed
1		16:23:11.861 P	16:21:41.551	50.154	40.156	163.8	16:23:11.861	1		16:23:13.682	16:21:58.252	45.523	29.907	185.5	16:23:13.682
2		4:25.369	3:09.061	46.386	29.922	180.3	16:27:37.230	2		1:40.723	24.464	45.446	30.813	188.1	16:24:54.405
3		1:34.870	25.097	41.953	27.820	185.8	16:29:12.100	3		1:32.374	22.923	40.479	28.972	225.0	16:26:26.779
4		1:30.396	23.071	40.057	27.268	219.9	16:30:42.496	4		1:28.925	22.378	39.583	26.964	224.0	16:27:55.704
5		1:27.062	22.155	38.794	26.113	223.6	16:32:09.558	5		1:43.542	22.327	52.255	28.960	224.5	16:29:39.246
6		1:26.881	22.066	38.813	26.002	224.0	16:33:36.439	6		1:28.122	22.232	39.461	26.429	225.4	16:31:07.368
7		1:26.927	22.056	38.799	26.072	224.0	16:35:03.366	7		1:30.517	22.333	39.790	28.394	224.0	16:32:37.885
8		1:31.188	22.135	39.119	29.934	225.4	16:36:34.554	8		1:33.170	22.842	43.454	26.874	184.3	16:34:11.055
9		1:26.981	22.083	38.804	26.094	223.1	16:38:01.535	9		1:28.187	22.350	39.417	26.420	223.1	16:35:39.242
10		1:29.800	22.017	40.090	27.693	225.0	16:39:31.335	10		1:28.429	22.404	39.690	26.335	223.1	16:37:07.671
11		4:27.069	22.168	38.849	26.052	223.6	16:40:58.404	11		1:27.879	22.318	39.239	26.322	223.1	16:38:35.550
12		4:35.404 P	22.049	38.889	34.553	225.0	16:42:33.895	12		1:27.883	22.288	39.278	26.317	223.1	16:40:03.433
13		10:15.531	9:02.909	43.925	28.697	178.8	16:52:49.426	13		1:41.123 P	22.362	42.926	35.835	219.9	16:41:44.556
14		1:33.072	23.415	42.107	27.550	219.5	16:54:22.498	14		12:21.744	11:03.340	47.420	30.984	193.2	16:54:06.300
15		1:31.871	22.802	40.303	28.766	222.6	16:55:54.369	15		1:36.419	23.639	43.110	29.670	188.1	16:55:42.719
16		1:30.005	22.156	39.619	28.230	224.5	16:57:24.374	16		1:29.753	22.939	40.265	26.549	221.7	16:57:12.472
17		1:27.198	21.966	38.927	26.305	225.4	16:58:51.572	17		1:27.921	22.259	39.294	26.368	225.0	16:58:40.393
18		1:26.379	21.934	38.716	25.729	225.0	17:00:17.951	18		2:00.560	22.684	1:01.353	36.523	222.6	17:00:40.953
19		1:27.422	<u>21.820</u>	38.794	26.808	225.4	17:01:45.373	19		1:27.882	22.403	39.199	26.280	225.0	17:02:08.835
20		4:26.420	21.894	38.698	25.828	225.0	17:03:11.793	20		1:27.903	22.236	39.392	26.275	224.0	17:03:36.738
21		1:32.479	21.889	39.206	31.384	228.3	17:04:44.272	21		1:28.209	22.240	39.323	26.646	225.0	17:05:04.947
22		4:26.170	21.939	38.603	<u>25.628</u>	224.5	17:06:10.442	22		1:32.029	22.417	42.665	26.947	189.8	17:06:36.976
23		<u>1:26.190</u>	21.837	38.645	25.708	226.4	17:07:36.632	23		1:27.824	22.332	39.264	26.228	225.0	17:08:04.800
24		4:28.110	21.929	38.627	27.554	225.4	17:09:04.742	24		<u>1:27.273</u>	22.223	<u>38.960</u>	26.090	225.0	17:09:32.073
25		4:26.245	21.948	<u>38.559</u>	25.738	225.4	17:10:30.987	25		1:27.487	22.198	39.254	<u>26.035</u>	225.9	17:10:59.560
26		1:37.079 P	21.880	38.779	36.420	226.4	17:12:08.066	26		1:44.950 P	<u>22.158</u>	41.436	41.356	225.4	17:12:44.510



Red Bull Ring
Formula Regional Championship by Alpine
Collective Test 2
Lap Analysis

5

Patrik Pasma

Formula Alpine 6

Isack Hadjar

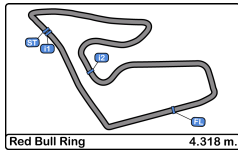
Formula Alpine

ART GRAND PRIX

Rookie

R-ACE GP

Lap	D	Time	Sector 1	Sector 2	Sector 3	T. Spd	Elapsed	Lap	D	Time	Sector 1	Sector 2	Sector 3	T. Spd	Elapsed
1		16:27:00.687	16:25:43.985	46.982	29.720	186.8	16:27:00.687	1		16:22:55.476	16:21:39.556	45.682	30.238	176.1	16:22:55.476
2		1:36.043	23.689	42.585	29.769	219.5	16:28:36.730	2		1:34.181	23.859	42.007	28.315	197.0	16:24:29.657
3		1:33.729	23.550	41.990	28.189	193.2	16:30:10.459	3		1:32.583	24.164	41.085	27.334	216.8	16:26:02.240
4		1:28.372	22.402	39.600	26.370	222.6	16:31:38.831	4		1:27.440	22.155	38.937	26.348	224.5	16:27:29.680
5		1:35.786	23.877	45.383	26.526	153.4	16:33:14.617	5		1:27.181	22.179	38.856	26.146	225.9	16:28:56.861
6		1:27.388	22.261	39.029	26.098	222.2	16:34:42.005	6		1:27.039	22.184	38.842	26.013	225.4	16:30:23.900
7		1:27.327	22.166	38.892	26.269	224.5	16:36:09.332	7		1:26.823	22.055	38.766	26.002	225.9	16:31:50.723
8		1:27.102	22.168	38.811	26.123	224.5	16:37:36.434	8		1:27.069	21.999	38.928	26.142	225.9	16:33:17.792
9		1:32.556	23.469	42.678	26.409	166.6	16:39:08.990	9		1:26.942	22.034	38.864	26.044	225.9	16:34:44.734
10		1:27.097	22.154	38.787	26.156	225.0	16:40:36.087	10		1:26.903	22.021	38.788	26.094	226.8	16:36:11.637
11		1:27.238	22.110	38.911	26.217	225.0	16:42:03.325	11		1:26.762	21.947	38.805	26.010	226.4	16:37:38.399
12		1:37.304 P	22.227	41.124	33.953	225.4	16:43:40.629	12		1:26.803	22.041	38.752	26.010	225.0	16:39:05.202
13		9:01.721	7:45.358	46.950	29.413	108.7	16:52:42.350	13		1:26.908	22.071	38.827	26.010	225.0	16:40:32.110
14		1:36.052	25.345	41.954	28.753	193.8	16:54:18.402	14		1:37.097 P	22.031	38.677	36.389	225.4	16:42:09.207
15		1:31.300	23.719	40.628	26.953	225.9	16:55:49.702	15		11:40.254	10:18.820	47.656	33.778	156.0	16:53:49.461
16		1:33.041	22.080	42.521	28.440	226.8	16:57:22.743	16		1:39.876	25.395	44.841	29.640	199.2	16:55:29.337
17		1:26.776	22.041	38.837	25.898	226.4	16:58:49.519	17		1:34.646	23.605	42.720	28.321	211.7	16:57:03.983
18		1:26.578	22.005	38.683	25.890	226.4	17:00:16.097	18		1:28.824	22.456	39.778	26.590	225.0	16:58:32.807
19		1:26.902	22.033	38.746	26.123	225.0	17:01:42.999	19		1:26.519	22.026	38.653	25.840	224.5	16:59:59.326
20		1:28.268	21.984	38.870	27.414	226.4	17:03:11.267	20		1:25.969	21.913	38.439	25.617	224.5	17:01:25.295
21		1:28.843	21.982	38.821	28.040	226.4	17:04:40.110	21		1:26.143	21.844	38.549	25.750	226.4	17:02:51.438
22		1:26.757	22.002	38.721	26.034	225.4	17:06:06.867	22		1:31.480	23.612	41.160	26.708	209.3	17:04:22.918
23		1:26.620	21.918	38.651	26.051	226.8	17:07:33.487	23		1:26.112	21.895	38.494	25.723	226.4	17:05:49.030
24		1:35.130 P	22.792	39.757	32.581	224.5	17:09:08.617	24		1:25.983	21.893	38.421	25.669	226.8	17:07:15.013
								25		1:26.084	21.850	38.588	25.646	226.8	17:08:41.097
								26		1:33.686 P	21.881	38.516	33.289	226.4	17:10:14.783



Red Bull Ring
Formula Regional Championship by Alpine
Collective Test 2
Lap Analysis

7

Axel Gnos

Formula Alpine 8

William Alatalo

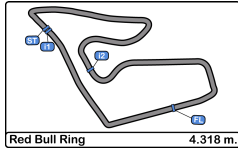
Formula Alpine

Rookie

G4 RACING

ARDEN

Lap	D	Time	Sector 1	Sector 2	Sector 3	T. Spd	Elapsed	Lap	D	Time	Sector 1	Sector 2	Sector 3	T. Spd	Elapsed
1		16:23:27.700	16:22:10.718	45.582	31.400	209.7	16:23:27.700	1		16:24:56.329	16:23:37.555	48.109	30.665	152.7	16:24:56.329
2		1:37.175	24.298	43.434	29.443	216.4	16:25:04.875	2		1:35.844	23.773	43.048	29.023	210.1	16:26:32.173
3		1:42.179	25.113	45.773	31.293	150.2	16:26:47.054	3		1:30.989	22.665	41.551	26.773	222.2	16:28:03.162
4		1:28.477	22.493	39.572	26.412	222.6	16:28:15.531	4		1:34.186	22.298	39.241	32.647	223.6	16:29:37.348
5		1:28.138	22.589	39.217	26.332	223.1	16:29:43.669	5		1:27.200	22.134	38.868	26.198	226.4	16:31:04.548
6		1:27.919	22.463	39.217	26.239	222.6	16:31:11.588	6		1:42.347	22.039	44.421	35.887	227.3	16:32:46.895
7		1:27.886	22.307	39.148	26.431	222.2	16:32:39.474	7		1:27.294	22.122	38.957	26.215	223.1	16:34:14.189
8		1:27.487	22.188	39.245	26.054	225.0	16:34:06.961	8		1:34.231	22.044	42.791	29.396	229.2	16:35:48.420
9		1:28.296	22.123	39.080	27.093	224.5	16:35:35.257	9		1:26.919	22.008	38.883	26.028	224.5	16:37:15.339
10		1:27.465	22.146	38.967	26.352	225.4	16:37:02.722	10		1:34.095 P	21.937	39.471	32.687	225.9	16:38:49.434
11		1:27.423	22.212	38.999	26.212	225.0	16:38:30.145	11		14:22.655	13:11.019	42.515	29.121	208.0	16:53:12.089
12		1:27.686	22.173	39.235	26.278	225.4	16:39:57.831	12		1:32.423	23.712	41.484	27.227	215.5	16:54:44.512
13		1:29.120	22.305	40.002	26.813	223.6	16:41:26.951	13		1:32.030	22.240	39.168	30.622	225.9	16:56:16.542
14		1:27.667	22.234	39.239	26.194	225.0	16:42:54.618	14		1:27.213	22.107	39.000	26.106	225.0	16:57:43.755
15		1:27.983	22.217	39.296	26.470	223.6	16:44:22.601	15		1:32.084	21.938	38.750	31.396	227.3	16:59:15.839
16		1:28.106	22.415	39.276	26.415	221.7	16:45:50.707	16		1:26.520	21.995	38.747	25.778	225.4	17:00:42.359
17		1:36.512 P	22.391	39.448	34.673	222.6	16:47:27.219	17		1:33.202	21.864	41.905	29.433	227.8	17:02:15.561
18		7:07.608	5:52.942	45.039	29.627	188.8	16:54:34.827	18		1:26.197	21.882	38.676	25.639	224.5	17:03:41.758
19		1:33.193	23.919	41.679	27.595	212.5	16:56:08.020	19		1:32.204	21.898	41.281	29.025	226.4	17:05:13.962
20		1:29.987	22.351	40.177	27.459	221.7	16:57:38.007	20		1:31.466	21.918	38.737	30.811	225.0	17:06:45.428
21		1:27.430	22.265	38.959	26.206	225.0	16:59:05.437	21		1:31.278	21.938	39.241	30.099	226.4	17:08:16.706
22		1:26.959	22.057	38.936	25.966	225.4	17:00:32.396	22		1:26.378	21.942	38.767	25.669	225.0	17:09:43.084
23		1:27.060	22.061	38.932	26.067	224.5	17:01:59.456	23		1:44.571 P	22.003	38.876	43.692	225.9	17:11:27.655
24		1:30.552	22.180	40.624	27.748	223.6	17:03:30.008								
25		1:34.533	22.126	45.484	26.923	223.1	17:05:04.541								
26		1:28.497	22.101	39.569	26.827	225.0	17:06:33.038								
27		1:49.444 P	22.098	49.347	37.999	223.1	17:08:22.482								


 Red Bull Ring
 Formula Regional Championship by Alpine
 Collective Test 2
 Lap Analysis

9

Alexandre Bardion

Formula Alpine 10

Hadrien David

Formula Alpine

FA RACING

R-ACE GP

Lap	D	Time	Sector 1	Sector 2	Sector 3	T. Spd	Elapsed	Lap	D	Time	Sector 1	Sector 2	Sector 3	T. Spd	Elapsed
1		16:23:26.060	16:22:14.152	43.514	28.394	182.4	16:23:26.060	1		16:22:47.186	16:21:35.003	43.238	28.945	191.1	16:22:47.186
2		1:36.974	22.976	42.381	31.617	222.2	16:25:03.034	2		1:33.747	23.323	42.435	27.989	218.6	16:24:20.933
3		1:37.727	24.832	44.763	28.132	172.5	16:26:40.761	3		1:30.275	22.649	40.646	26.980	221.3	16:25:51.208
4		1:28.722	22.529	39.372	26.821	223.1	16:28:09.483	4		1:27.749	22.296	39.163	26.290	224.0	16:27:18.957
5		1:28.531	22.282	39.410	26.839	224.5	16:29:38.014	5		1:27.621	22.128	38.993	26.500	225.4	16:28:46.578
6		1:27.806	22.123	39.173	26.510	225.9	16:31:05.820	6		1:27.477	22.051	38.979	26.447	226.8	16:30:14.055
7		1:35.836	22.197	42.233	31.406	223.6	16:32:41.656	7		1:26.990	22.040	38.857	26.093	225.4	16:31:41.045
8		1:32.131	22.473	42.303	27.355	222.6	16:34:13.787	8		1:27.034	22.046	38.963	26.025	226.4	16:33:08.079
9		1:28.090	22.261	39.273	26.556	223.1	16:35:41.877	9		1:26.979	22.079	38.976	25.924	224.5	16:34:35.058
10		1:27.585	22.118	39.057	26.410	223.6	16:37:09.462	10		1:27.103	22.033	38.873	26.197	225.9	16:36:02.161
11		1:27.738	22.225	39.143	26.370	223.1	16:38:37.200	11		1:26.824	22.000	38.763	26.061	226.4	16:37:28.985
12		1:27.464	22.082	39.043	26.326	224.0	16:40:04.651	12		1:26.953	22.046	38.858	26.049	225.4	16:38:55.938
13		1:33.663 P	22.118	39.036	32.509	223.6	16:41:38.314	13		1:27.116	22.018	38.886	26.211	225.4	16:40:23.053
14		11:43.685	10:32.204	43.546	27.935	204.9	16:53:21.999	14		1:27.970	22.039	39.287	26.644	228.3	16:41:51.023
15		1:30.927	22.642	40.844	27.441	225.0	16:54:52.926	15		1:27.249	22.136	39.056	26.057	224.5	16:43:18.272
16		1:29.441	22.895	39.645	26.901	222.6	16:56:22.367	16		1:26.941	21.995	38.920	26.026	225.0	16:44:45.213
17		1:27.493	22.017	39.211	26.265	226.8	16:57:49.860	17		1:33.457 P	22.047	38.972	32.438	225.0	16:46:18.670
18		1:27.355	22.045	39.233	26.077	226.4	16:59:17.215	18		6:43.772	5:29.718	45.152	28.902	178.5	16:53:02.442
19		1:26.941	22.096	38.770	26.075	225.9	17:00:44.156	19		1:32.690	23.426	41.173	28.091	186.2	16:54:35.132
20		1:26.804	21.915	38.823	26.066	226.4	17:02:10.960	20		1:31.569	23.096	41.059	27.414	219.9	16:56:06.701
21		1:27.713	21.955	39.407	26.351	226.4	17:03:38.673	21		1:30.230	21.961	39.149	29.120	226.8	16:57:36.931
22		1:27.223	22.018	38.947	26.258	225.4	17:05:05.896	22		1:27.955	21.944	38.645	27.366	226.8	16:59:04.886
23		1:27.484	21.920	39.089	26.475	228.3	17:06:33.380	23		1:26.268	21.871	38.649	25.748	226.4	17:00:31.154
24		1:27.626	22.126	39.136	26.364	228.3	17:08:01.006	24		1:25.997	21.791	38.511	25.695	226.8	17:01:57.151
25		1:27.152	22.188	39.032	25.932	225.4	17:09:28.158	25		1:26.144	21.803	38.547	25.794	226.4	17:03:23.295
26		1:48.055 P	21.927	39.131	46.997	228.3	17:11:16.213	26		1:29.421	23.178	40.264	25.979	194.9	17:04:52.716
27		1:26.259						27		1:26.259	21.840	38.691	25.728	226.4	17:06:18.975
28		1:28.343						28		1:28.343	21.802	38.692	27.849	228.3	17:07:47.318
29		1:26.022						29		1:26.022	21.765	38.583	25.674	226.8	17:09:13.340
30		1:32.338 P						30		1:32.338 P	21.958	38.504	31.876	226.4	17:10:45.678

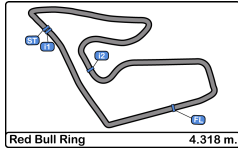
11

Gianluca Petecof

Formula Alpine

KIC MOTORSPORT

Lap	D	Time	Sector 1	Sector 2	Sector 3	T. Spd	Elapsed
1		16:23:11.995	16:21:56.425	45.940	29.630	176.4	16:23:11.995
2		1:39.004	24.872	44.962	29.170	194.2	16:24:50.999
3		1:28.665	22.664	39.712	26.289	221.3	16:26:19.664
4		1:27.818	22.467	39.255	26.096	221.3	16:27:47.482
5		1:27.469	22.244	39.210	26.015	223.1	16:29:14.951
6		1:30.536	22.214	39.291	29.031	223.1	16:30:45.487
7		2:16.557 P	31.075	1:02.650	42.832	130.1	16:33:02.044



Red Bull Ring
Formula Regional Championship by Alpine
Collective Test 2
Lap Analysis

12

David Vidales

Formula Alpine 14

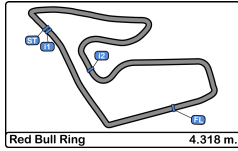
Nicola Marinangeli

Formula Alpine

PREMA POWERTEAM

ARDEN

Lap	D	Time	Sector 1	Sector 2	Sector 3	T. Spd	Elapsed	Lap	D	Time	Sector 1	Sector 2	Sector 3	T. Spd	Elapsed
1		16:23:17.078 P	16:21:46.155	52.072	38.851	174.4	16:23:17.078	1		16:23:02.811	16:21:48.007	44.966	29.838	193.2	16:23:02.811
2		4:05.534	2:48.183	46.047	31.304	179.1	16:27:22.612	2		1:32.241	23.259	41.583	27.399	222.2	16:24:35.052
3		1:34.443	23.998	41.834	28.611	222.6	16:28:57.055	3		1:31.324	22.877	40.168	28.279	221.3	16:26:06.376
4		1:33.131	23.274	41.897	27.960	222.6	16:30:30.186	4		1:33.429	23.534	40.088	29.807	223.1	16:27:39.805
5		1:27.375	22.163	39.034	26.178	224.5	16:31:57.561	5		1:27.678	22.173	39.351	26.154	226.4	16:29:07.483
6		1:27.794	22.117	39.005	26.672	224.0	16:33:25.355	6		1:30.489	22.100	39.665	28.724	226.8	16:30:37.972
7		1:26.963	22.129	38.815	26.019	224.5	16:34:52.318	7		1:27.026	22.044	39.026	25.956	224.5	16:32:04.998
8		1:29.784	22.228	40.410	27.146	225.0	16:36:22.102	8		1:26.824	21.852	38.995	25.974	227.3	16:33:31.819
9		1:27.984	22.216	39.215	26.550	224.0	16:37:50.083	9		1:27.195	22.104	39.098	25.993	224.5	16:34:59.014
10		1:27.175	22.117	38.828	26.230	224.5	16:39:17.258	10		1:29.026	22.636	40.211	26.179	220.8	16:36:28.040
11		1:35.228 P	22.157	39.083	33.988	225.0	16:40:52.486	11		1:27.188	22.130	39.019	26.039	223.1	16:37:55.228
12		13:27.299	12:11.826	44.371	31.102	196.7	16:54:19.785	12		1:42.541 P	26.441	42.499	33.601	164.3	16:39:37.769
13		1:33.028	23.764	41.220	28.044	225.0	16:55:52.813	13		15:01.036	13:50.996	41.923	28.117	207.6	16:54:38.805
14		1:38.087	24.542	41.628	31.917	190.1	16:57:30.900	14		1:31.735	22.888	41.120	27.727	178.8	16:56:10.540
15		1:27.610	22.184	38.983	26.443	225.0	16:58:58.510	15		1:27.859	22.069	39.315	26.466	226.4	16:57:38.390
16		1:26.545	21.952	38.822	25.771	225.0	17:00:25.055	16		1:28.149	22.384	39.437	26.328	228.3	16:59:06.539
17		1:26.334	21.937	38.556	25.841	225.4	17:01:51.389	17		1:26.634	21.958	38.984	25.689	226.4	17:00:33.170
18		1:31.239	22.472	42.651	26.116	220.8	17:03:22.628	18		1:29.712	21.924	39.944	27.844	227.3	17:02:02.882
19		1:26.343	21.893	38.567	25.883	225.9	17:04:48.971	19		1:29.857	21.941	38.990	28.926	227.8	17:03:32.739
20		1:29.214	23.071	39.945	26.198	215.5	17:06:18.185	20		1:29.997	24.250	39.653	26.094	222.2	17:05:02.736
21		1:32.376	21.936	39.578	30.862	225.9	17:07:50.561	21		1:26.653	21.915	38.815	25.923	225.9	17:06:29.389
22		1:26.564	21.964	38.789	25.811	225.0	17:09:17.125	22		1:26.684	21.860	38.968	25.856	227.8	17:07:56.073
23		1:32.649 P	21.949	38.686	32.014	226.8	17:10:49.774	23		1:26.786	21.966	38.986	25.834	226.4	17:09:22.859
								24		1:35.447	23.812	42.050	29.585	174.4	17:10:58.306
								25		1:26.801	22.015	38.899	25.887	224.0	17:12:25.107
								26		1:36.531 P	22.957	39.802	33.772	190.8	17:14:01.638



Red Bull Ring
Formula Regional Championship by Alpine
Collective Test 2
Lap Analysis

15

Léna Buhler

Formula Alpine 16

Tommy Smith

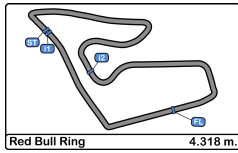
Formula Alpine

Rookie

R-ACE GP

JD MOTORSPORT

Lap	D	Time	Sector 1	Sector 2	Sector 3	T. Spd	Elapsed	Lap	D	Time	Sector 1	Sector 2	Sector 3	T. Spd	Elapsed
1		16:22:57.053	16:21:40.179	46.197	30.677	176.7	16:22:57.053	1		16:23:57.557	16:22:42.023	45.364	30.170	158.3	16:23:57.557
2		1:36.570	24.535	42.808	29.227	201.8	16:24:33.623	2		1:34.097	25.679	40.922	27.496	209.3	16:25:31.654
3		1:31.778	23.173	40.870	27.735	220.8	16:26:05.401	3		1:34.316	24.930	40.585	28.801	176.4	16:27:05.970
4		1:32.078	22.437	39.745	29.896	225.4	16:27:37.479	4		1:28.962	22.563	39.388	27.011	222.2	16:28:34.932
5		1:29.123	22.588	39.828	26.707	224.5	16:29:06.602	5		1:28.024	22.347	39.273	26.404	223.6	16:30:02.956
6		1:28.804	22.514	39.656	26.631	224.5	16:30:35.403	6		1:27.965	22.421	39.150	26.394	223.1	16:31:30.921
7		1:28.902	22.495	39.643	26.764	224.5	16:32:04.305	7		1:27.734	22.217	39.296	26.218	222.2	16:32:58.652
8		1:29.325	22.567	40.029	26.729	183.0	16:33:33.630	8		1:27.846	22.261	39.275	26.310	221.7	16:34:26.498
9		1:28.672	22.360	39.525	26.787	224.5	16:35:02.302	9		1:39.912 P	22.264	39.518	38.130	221.3	16:36:06.410
10		1:28.695	22.328	39.684	26.683	224.5	16:36:30.997	10		5:03.201	3:53.427	42.716	27.058	210.9	16:41:09.611
11		1:28.753	22.522	39.592	26.639	223.6	16:37:59.750	11		1:28.206	22.338	39.539	26.409	220.8	16:42:37.897
12		1:28.636	22.269	39.524	26.843	223.6	16:39:28.386	12		1:27.982	22.323	39.190	26.469	220.8	16:44:05.879
13		1:28.292	22.418	39.463	26.411	223.6	16:40:56.678	13		1:33.921	24.296	41.895	27.730	178.5	16:45:39.800
14		1:30.973	22.354	39.365	29.254	223.6	16:42:27.651	14		1:27.957	22.297	39.314	26.346	221.3	16:47:07.757
15		1:30.766	24.045	39.968	26.753	221.3	16:43:58.417	15		1:27.793	22.212	39.205	26.376	221.3	16:48:35.550
16		1:28.275	22.347	39.395	26.533	223.6	16:45:26.692	16		1:38.668 P	23.034	40.685	34.949	221.3	16:50:14.218
17		1:37.583 P	22.351	39.445	35.787	224.0	16:47:04.275	17		5:27.054	4:06.633	48.233	32.188	206.5	16:55:41.272
18		7:12.805	5:59.033	44.405	29.367	175.3	16:54:17.080	18		1:33.137	23.524	40.701	28.912	219.5	16:57:14.409
19		1:39.050	24.286	43.561	31.203	181.2	16:55:56.130	19		1:28.982	22.806	39.556	26.620	220.8	16:58:43.391
20		2:44.058	23.265	1:45.475	35.318	217.3	16:58:40.188	20		1:27.644	22.164	39.120	26.357	223.6	17:00:11.032
21		1:29.881	23.520	39.815	26.546	211.3	17:00:10.069	21		1:27.542	22.089	39.229	26.224	224.5	17:01:38.574
22		1:31.395	22.295	41.095	28.005	224.0	17:01:41.464	22		1:27.387	22.246	39.081	26.060	221.7	17:03:05.961
23		1:28.487	22.188	39.704	26.595	225.9	17:03:09.951	23		1:30.136	22.220	41.410	26.505	219.5	17:04:36.096
24		1:27.842	22.304	39.193	26.345	224.0	17:04:37.793	24		1:27.391	22.086	39.026	26.279	223.1	17:06:03.487
25		1:27.694	22.070	39.278	26.346	226.4	17:06:05.487	25		1:27.044	22.059	38.900	26.085	223.6	17:07:30.531
26		1:27.520	22.170	39.087	26.263	225.4	17:07:33.007	26		1:29.463	22.066	39.387	28.010	222.6	17:08:59.994
27		1:28.008	22.240	39.336	26.432	224.5	17:09:01.015	27		1:40.421 P	22.765	41.533	36.123	175.0	17:10:40.415
28		1:27.624	22.195	39.184	26.245	226.8	17:10:28.639								
29		1:37.975 P	22.220	39.344	36.411	225.0	17:12:06.614								



Red Bull Ring
Formula Regional Championship by Alpine
Collective Test 2
Lap Analysis

17

Dino Beganovic

Formula Alpine 19

Andrea Rosso

Formula Alpine

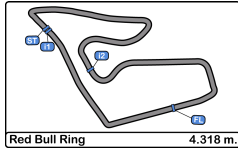
Rookie

PREMA POWERTEAM

Rookie

FA RACING

Lap	D	Time	Sector 1	Sector 2	Sector 3	T. Spd	Elapsed	Lap	D	Time	Sector 1	Sector 2	Sector 3	T. Spd	Elapsed
1		16:23:12.857 P	16:21:45.677	47.009	40.171	181.8	16:23:12.857	1		16:23:25.245	16:22:13.548	43.262	28.435	219.0	16:23:25.245
2		3:43.093	2:28.706	46.089	28.298	152.3	16:26:55.950	2		1:37.142	22.940	41.993	32.209	221.3	16:25:02.387
3		1:35.593	24.505	43.451	27.637	151.2	16:28:31.543	3		1:35.168	24.544	41.839	28.785	187.5	16:26:37.555
4		1:35.407	24.728	42.639	28.040	207.2	16:30:06.950	4		1:28.874	22.372	39.081	27.421	224.5	16:28:06.429
5		1:27.426	22.277	38.942	26.207	224.0	16:31:34.376	5		1:29.490	22.224	38.898	28.368	225.4	16:29:35.919
6		1:29.540	22.158	40.724	26.658	224.5	16:33:03.916	6		1:27.675	22.097	39.307	26.271	226.4	16:31:03.594
7		1:27.524	22.218	38.906	26.400	224.0	16:34:31.440	7		1:33.669	22.061	42.567	29.041	225.0	16:32:37.263
8		1:27.344	22.174	38.985	26.185	225.4	16:35:58.784	8		1:27.402	22.037	38.941	26.124	226.4	16:34:04.365
9		1:27.000	22.085	38.859	26.155	224.5	16:37:25.883	9		1:30.245	22.022	39.881	28.312	225.0	16:35:34.580
10		1:28.302	22.079	39.970	26.343	225.4	16:38:54.275	10		1:26.006	22.004	38.763	26.139	225.4	16:37:01.486
11		1:27.205	22.103	38.934	26.168	225.4	16:40:21.480	11		1:27.125	22.064	38.937	26.124	225.9	16:38:28.611
12		1:34.343 P	22.192	39.323	32.828	224.0	16:41:55.823	12		1:26.884	22.032	38.844	26.005	225.9	16:39:55.492
13		13:05.660	11:54.893	42.841	27.926	190.4	16:55:01.483	13		1:33.077 P	21.998	39.052	32.027	225.0	16:41:28.569
14		1:33.325	25.680	40.829	26.816	195.2	16:56:34.808	14		11:44.219	10:32.278	43.325	28.616	197.8	16:53:12.788
15		1:28.951	22.478	39.862	26.611	223.1	16:58:03.759	15		1:33.114	23.413	41.587	28.114	197.8	16:54:45.902
16		1:26.619	22.083	38.769	25.767	225.0	16:59:30.378	16		1:32.114	22.797	40.025	29.292	205.3	16:56:18.016
17		1:26.444	22.012	38.648	25.784	224.0	17:00:56.822	17		1:27.597	22.226	39.129	26.242	225.0	16:57:45.613
18		1:26.470	21.970	38.656	25.844	224.5	17:02:23.292	18		1:26.888	22.070	38.900	25.918	225.9	16:59:12.501
19		1:28.297	22.038	39.956	26.303	224.5	17:03:51.589	19		1:26.526	21.869	38.648	26.009	225.4	17:00:39.027
20		1:26.345	21.944	38.526	25.875	224.5	17:05:17.934	20		1:26.527	21.915	38.694	25.918	225.9	17:02:05.554
21		1:26.340	21.880	38.625	25.835	225.0	17:06:44.274	21		1:28.128	21.970	40.096	26.062	225.4	17:03:33.682
22		1:27.177	22.058	38.955	26.164	225.0	17:08:11.451	22		1:26.204	21.874	38.574	25.843	225.9	17:04:59.973
23		1:36.602 P	21.940	38.670	35.992	225.4	17:09:48.053	23		1:28.850	21.863	40.635	26.352	225.0	17:06:28.823
								24		1:26.444	21.879	38.641	25.891	225.4	17:07:55.234
								25		1:30.480	21.916	41.901	26.663	227.3	17:09:25.714
								26		1:46.722 P	21.977	40.349	44.396	226.8	17:11:12.436



Red Bull Ring
Formula Regional Championship by Alpine
Collective Test 2
Lap Analysis

21

Alex Quinn

Formula Alpine 22

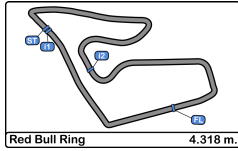
Zane Maloney

Formula Alpine

ARDEN

R-ACE GP

Lap	D	Time	Sector 1	Sector 2	Sector 3	T. Spd	Elapsed	Lap	D	Time	Sector 1	Sector 2	Sector 3	T. Spd	Elapsed
1		16:22:57.742	16:21:46.397	43.391	27.954	206.5	16:22:57.742	1		16:22:48.177	16:21:36.405	42.628	29.144	192.8	16:22:48.177
2		1:34.012	23.322	41.838	28.852	220.8	16:24:31.754	2		1:33.534	23.282	41.992	28.260	219.9	16:24:21.711
3		1:32.880	23.340	41.862	27.678	208.8	16:26:04.634	3		1:31.522	22.718	40.475	28.329	221.7	16:25:53.233
4		1:27.743	22.217	39.056	26.470	225.0	16:27:32.377	4		1:27.925	22.195	39.202	26.528	225.4	16:27:21.158
5		1:27.152	22.143	38.839	26.170	225.9	16:28:59.529	5		1:27.492	22.119	39.069	26.304	226.4	16:28:48.650
6		1:27.002	22.052	38.815	26.135	227.3	16:30:26.531	6		1:27.416	22.097	39.085	26.234	226.8	16:30:16.066
7		1:26.896	21.993	38.839	26.064	225.4	16:31:53.427	7		1:27.376	22.089	39.054	26.233	225.9	16:31:43.442
8		1:36.308	24.119	44.959	27.230	185.2	16:33:29.735	8		1:27.406	22.123	39.071	26.212	225.4	16:33:10.848
9		1:27.029	22.081	38.849	26.099	224.0	16:34:56.764	9		1:27.438	22.155	39.024	26.259	225.0	16:34:38.286
10		1:26.949	22.041	38.865	26.013	224.5	16:36:23.683	10		1:27.477	22.128	39.021	26.328	225.4	16:36:05.763
11		1:34.804	23.821	43.811	27.172	192.1	16:37:58.487	11		1:27.626	22.110	39.058	26.458	225.0	16:37:33.389
12		1:27.024	22.114	38.861	26.049	223.1	16:39:25.511	12		1:27.645	22.203	38.973	26.469	225.0	16:39:01.034
13		1:34.958 P	22.092	38.880	33.986	224.0	16:41:00.469	13		1:27.520	22.146	39.024	26.350	225.0	16:40:28.554
14		12:49.825	11:31.312	45.894	32.619	216.8	16:53:50.294	14		1:33.923	22.325	45.035	26.563	211.3	16:42:02.477
15		1:32.827	24.077	41.151	27.599	225.0	16:55:23.121	15		1:27.494	22.034	39.064	26.396	226.4	16:43:29.971
16		1:32.788	22.938	41.302	28.548	224.0	16:56:55.909	16		1:35.449 P	22.089	39.465	33.895	226.4	16:45:05.420
17		1:31.500	22.090	38.964	30.446	225.4	16:58:27.409	17		8:36.449	7:15.747	49.090	31.612	185.5	16:53:41.869
18		1:26.554	22.015	38.768	25.771	225.4	16:59:53.963	18		1:38.859	25.777	44.167	28.915	192.8	16:55:20.728
19		1:26.345	21.980	38.665	25.700	225.4	17:01:20.308	19		1:31.711	22.717	40.329	28.665	223.6	16:56:52.439
20		1:26.154	21.923	38.511	25.720	225.4	17:02:46.462	20		1:32.614	21.976	40.797	29.841	226.4	16:58:25.053
21		1:33.398	21.926	41.449	30.023	226.8	17:04:19.860	21		1:26.421	21.959	38.644	25.818	225.4	16:59:51.474
22		1:26.528	21.998	38.615	25.915	225.0	17:05:46.388	22		1:26.054	21.838	38.537	25.679	226.8	17:01:17.528
23		1:36.281	23.141	45.978	27.162	207.6	17:07:22.669	23		1:26.258	21.808	38.633	25.817	226.8	17:02:43.786
24		1:26.375	21.862	38.752	25.761	227.3	17:08:49.044	24		1:26.153	21.865	38.573	25.715	226.8	17:04:09.939
25		1:26.243	21.868	38.542	25.833	225.0	17:10:15.287	25		1:26.430	21.958	38.631	25.841	225.4	17:05:36.369
26		1:26.259	21.918	38.581	25.760	225.9	17:11:41.546	26		1:30.452	21.915	41.580	26.957	219.9	17:07:06.821
27		1:33.937 P	22.347	38.920	32.670	225.0	17:13:15.483	27		1:26.309	21.864	38.581	25.864	226.8	17:08:33.130
								28		1:28.499	21.950	39.871	26.678	226.4	17:10:01.629
								29		1:34.328 P	21.901	38.643	33.784	226.4	17:11:35.957



Red Bull Ring
Formula Regional Championship by Alpine
Collective Test 2
Lap Analysis

26

Grégoire Saucy

Formula Alpine 27

Kas Haverkort

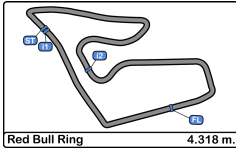
Formula Alpine

ART GRAND PRIX

Rookie

MP MOTORSPORT

Lap	D	Time	Sector 1	Sector 2	Sector 3	T. Spd	Elapsed	Lap	D	Time	Sector 1	Sector 2	Sector 3	T. Spd	Elapsed
1		16:27:03.992	16:25:47.969	44.833	31.190	183.9	16:27:03.992	1		16:23:11.486	16:21:53.802	46.734	30.950	156.9	16:23:11.486
2		1:38.093	26.916	42.439	28.738	183.0	16:28:42.085	2		1:35.858	24.171	42.678	29.009	200.7	16:24:47.344
3		1:38.587	27.696	42.215	28.676	125.7	16:30:20.672	3		1:33.891	23.402	42.074	28.415	216.0	16:26:21.235
4		1:27.109	22.327	38.783	25.999	225.0	16:31:47.781	4		1:32.023	22.472	42.753	26.798	223.6	16:27:53.258
5		1:29.198	22.557	40.076	26.565	224.0	16:33:16.979	5		1:29.950	22.356	40.984	26.610	225.4	16:29:23.208
6		1:26.553	21.984	38.618	25.951	226.4	16:34:43.532	6		1:27.721	22.268	39.163	26.290	226.4	16:30:50.929
7		1:26.856	21.984	38.773	26.099	227.8	16:36:10.388	7		1:27.363	22.149	39.029	26.185	225.0	16:32:18.292
8		1:29.933	21.977	41.655	26.301	227.3	16:37:40.321	8		1:27.322	22.108	39.016	26.198	223.6	16:33:45.614
9		1:26.560	21.911	38.737	25.912	226.8	16:39:06.881	9		1:35.238 P	22.219	39.366	33.653	222.6	16:35:20.852
10		1:26.985	21.958	38.625	26.402	226.8	16:40:33.866	10		12:23.496	11:06.691	46.754	30.051	201.1	16:47:44.348
11		1:27.074	21.948	39.035	26.091	226.8	16:42:00.940	11		1:35.063	23.510	42.655	28.898	217.3	16:49:19.411
12		1:26.653	21.998	38.657	25.998	225.9	16:43:27.593	12		1:30.966	23.545	40.746	26.675	218.6	16:50:50.377
13		1:39.098 P	22.070	41.363	35.665	208.0	16:45:06.691	13		1:28.949	22.186	40.418	26.345	224.0	16:52:19.326
14		7:34.503	6:20.410	44.731	29.362	181.5	16:52:41.194	14		1:27.901	22.193	39.165	26.543	224.5	16:53:47.227
15		1:36.456	25.612	42.155	28.689	196.3	16:54:17.650	15		1:27.746	22.182	39.066	26.498	225.4	16:55:14.973
16		1:31.026	23.512	40.524	26.990	227.3	16:55:48.676	16		1:27.546	22.296	39.048	26.202	225.4	16:56:42.519
17		1:32.899	22.149	44.153	26.597	226.4	16:57:21.575	17		1:27.820	22.117	39.319	26.384	225.4	16:58:10.339
18		1:26.718	21.996	38.774	25.948	227.3	16:58:48.293	18		1:27.336	22.117	39.084	26.135	225.0	16:59:37.675
19		1:26.081	21.863	38.469	25.749	226.8	17:00:14.374	19		1:26.953	22.023	38.923	26.007	225.9	17:01:04.628
20		1:25.883	21.817	38.390	25.676	228.3	17:01:40.257	20		1:26.993	22.085	38.849	26.059	225.9	17:02:31.621
21		1:26.075	21.813	38.357	25.905	227.3	17:03:06.332	21		1:27.065	22.064	38.962	26.039	225.0	17:03:58.686
22		1:27.945	22.766	39.109	26.070	220.8	17:04:34.277	22		1:38.773	23.564	49.040	26.169	166.9	17:05:37.459
23		1:26.178	21.886	38.445	25.847	226.4	17:06:00.455	23		1:27.277	22.018	39.129	26.130	225.0	17:07:04.736
24		1:25.993	21.772	38.477	25.744	228.8	17:07:26.448	24		1:29.704	22.156	41.413	26.135	223.6	17:08:34.440
25		1:37.192 P	22.440	40.890	33.862	204.1	17:09:03.640	25		1:28.869	22.005	39.281	27.583	225.9	17:10:03.309
								26		1:27.599	22.102	39.040	26.457	225.9	17:11:30.908
								27		1:36.985 P	22.340	39.656	34.989	223.1	17:13:07.893



Red Bull Ring
Formula Regional Championship by Alpine
Collective Test 2
Lap Analysis

30

Michael Belov

Formula Alpine 33

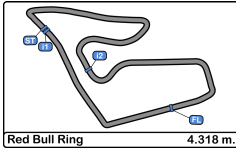
Ido Cohen

Formula Alpine

G4 RACING

JD MOTORSPORT

Lap	D	Time	Sector 1	Sector 2	Sector 3	T. Spd	Elapsed	Lap	D	Time	Sector 1	Sector 2	Sector 3	T. Spd	Elapsed
1		16:23:28.839	16:22:09.897	49.353	29.589	211.7	16:23:28.839	1		16:23:31.284	16:22:15.815	45.945	29.524	195.2	16:23:31.284
2		1:37.377	23.573	44.291	29.513	216.4	16:25:06.216	2		1:35.697	23.295	43.138	29.264	219.0	16:25:06.981
3		1:47.307	27.172	53.604	26.531	168.2	16:26:53.523	3		1:49.871	27.251	53.761	28.859	173.6	16:26:56.852
4		1:27.343	22.382	38.943	26.018	223.1	16:28:20.866	4		1:35.862	22.476	39.754	33.632	223.1	16:28:32.714
5		1:27.039	22.186	38.883	25.970	225.0	16:29:47.905	5		1:27.585	22.378	39.180	26.027	224.5	16:30:00.299
6		1:26.733	22.075	38.801	25.857	224.5	16:31:14.638	6		1:27.258	22.049	38.939	26.270	225.9	16:31:27.557
7		1:27.218	21.990	38.833	26.395	224.5	16:32:41.856	7		1:39.001 P	22.081	38.784	38.136	225.9	16:33:06.558
8		1:27.059	22.265	38.904	25.890	225.0	16:34:08.915	8		4:17.238	3:07.921	42.250	27.067	215.5	16:37:23.796
9		1:27.053	22.020	38.921	26.112	225.0	16:35:35.968	9		1:26.953	22.062	38.839	26.052	224.5	16:38:50.749
10		1:27.126	22.045	38.843	26.238	226.8	16:37:03.094	10		1:33.480	21.990	44.412	27.078	225.4	16:40:24.229
11		1:27.497	22.057	39.255	26.185	229.7	16:38:30.591	11		1:27.362	22.212	38.982	26.168	224.5	16:41:51.591
12		1:27.710	21.951	39.514	26.245	229.7	16:39:58.301	12		1:30.395 P	22.690	42.054	34.651	225.0	16:43:30.986
13		1:27.732	22.019	39.196	26.517	229.7	16:41:26.033	13		10:36.145	9:22.072	45.637	28.436	195.2	16:54:07.131
14		1:26.943	22.101	38.860	25.982	223.1	16:42:52.976	14		1:35.097	23.229	41.373	30.495	221.7	16:55:42.228
15		1:32.753 P	22.070	38.944	31.739	223.1	16:44:25.729	15		1:43.374	24.660	48.577	30.137	208.0	16:57:25.602
16		7:58.582	6:42.667	46.489	29.426	184.9	16:52:24.311	16		1:26.940	22.053	38.845	26.042	226.8	16:58:52.542
17		1:35.530	22.867	43.568	29.095	218.6	16:53:59.841	17		1:26.644	21.882	38.859	25.903	226.8	17:00:19.186
18		1:38.346	22.875	45.408	30.063	221.7	16:55:38.187	18		1:27.447	21.892	39.084	26.471	225.9	17:01:46.633
19		1:31.883	22.077	40.314	29.492	225.0	16:57:10.070	19		1:27.057	21.968	38.825	26.264	225.9	17:03:13.690
20		1:26.510	21.961	38.756	25.793	224.5	16:58:36.580	20		1:27.272	22.027	38.836	26.409	224.5	17:04:40.962
21		1:29.918	21.770	41.624	26.524	228.3	17:00:06.498	21		1:27.682	21.984	39.183	26.515	225.9	17:06:08.644
22		1:26.171	21.919	38.543	25.709	224.5	17:01:32.669	22		1:55.124 P	23.458	48.108	43.558	179.7	17:08:03.768
23		1:26.225	21.822	38.561	25.842	224.5	17:02:58.894								
24		1:25.959	21.877	38.501	25.581	225.4	17:04:24.853								
25		1:33.192	22.662	43.865	26.665	206.8	17:05:58.045								
26		1:26.193	21.885	38.581	25.727	225.0	17:07:24.238								
27		1:32.566 P	21.859	39.024	31.683	228.8	17:08:56.804								



Red Bull Ring
Formula Regional Championship by Alpine
Collective Test 2
Lap Analysis

35

Pietro Delli Guanti

Formula Alpine 41

Emidio Pesce

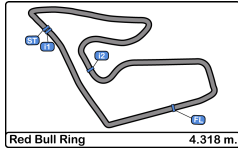
Formula Alpine

Rookie

MONOLITE RACING

DR FORMULA

Lap	D	Time	Sector 1	Sector 2	Sector 3	T. Spd	Elapsed	Lap	D	Time	Sector 1	Sector 2	Sector 3	T. Spd	Elapsed
1		16:23:59.280 P	16:22:26.017	52.672	40.591	164.8	16:23:59.280	1		16:29:45.730	16:28:30.214	45.663	29.853	201.8	16:29:45.730
2		5:17.613	4:02.664	46.101	28.848	145.1	16:29:16.893	2		1:33.720	24.885	41.095	27.740	194.2	16:31:19.450
3		1:39.096	24.932	45.358	28.806	180.0	16:30:55.989	3		1:28.628	22.384	39.538	26.706	220.8	16:32:48.078
4		1:27.620	22.281	39.046	26.293	223.6	16:32:23.609	4		1:27.943	22.282	39.292	26.369	222.2	16:34:16.021
5		1:27.199	22.124	38.951	26.124	225.0	16:33:50.808	5		1:27.795	22.181	39.280	26.334	222.6	16:35:43.816
6		1:27.038	22.116	38.852	26.070	225.0	16:35:17.846	6		1:37.235	23.270	46.194	27.771	207.2	16:37:21.051
7		1:27.227	22.002	39.013	26.212	226.4	16:36:45.073	7		1:27.976	22.351	39.268	26.357	220.4	16:38:49.027
8		1:27.100	22.101	38.865	26.134	224.0	16:38:12.173	8		1:33.392	22.302	41.374	29.716	221.7	16:40:22.419
9		1:27.197	22.070	39.012	26.115	224.5	16:39:39.370	9		1:28.218	22.241	39.403	26.574	223.1	16:41:50.637
10		1:27.059	22.059	38.889	26.111	225.4	16:41:06.429	10		1:34.769	23.054	43.755	27.960	214.2	16:43:25.406
11		1:40.612 P	23.820	43.107	33.685	214.7	16:42:47.041	11		1:35.097 P	22.168	39.382	33.547	225.0	16:45:00.503
12		12:05.163	10:50.026	44.729	30.408	167.1	16:54:52.204	12		9:35.565	8:18.348	47.450	29.767	199.2	16:54:36.068
13		1:35.154	26.274	41.748	27.132	188.8	16:56:27.358	13		1:35.218	23.621	42.910	28.687	213.0	16:56:11.286
14		1:40.076	22.599	42.567	34.910	221.3	16:58:07.434	14		1:31.129	23.077	40.865	27.187	218.6	16:57:42.415
15		1:26.847	22.177	38.812	25.858	225.4	16:59:34.281	15		1:27.628	22.166	39.215	26.247	223.6	16:59:10.043
16		1:26.487	22.080	38.657	25.750	225.0	17:01:00.768	16		1:27.009	22.119	38.995	25.895	223.1	17:00:37.052
17		1:26.477	21.975	38.706	25.796	225.9	17:02:27.245	17		1:27.338	22.175	39.141	26.022	223.1	17:02:04.390
18		1:26.735	21.976	38.796	25.963	225.9	17:03:53.980	18		1:35.197	24.184	44.349	26.664	204.1	17:03:39.587
19		1:26.573	21.906	38.724	25.943	225.9	17:05:20.553	19		1:29.376	22.041	38.971	28.364	225.0	17:05:08.963
20		1:36.799	23.958	43.820	29.021	197.0	17:06:57.352	20		1:31.166	23.294	41.283	26.589	208.4	17:06:40.129
21		1:26.786	22.063	38.848	25.875	225.0	17:08:24.138	21		1:27.534	22.082	39.202	26.250	223.6	17:08:07.663
22		1:26.737	21.967	38.890	25.880	225.9	17:09:50.875	22		1:27.349	22.155	39.088	26.106	223.1	17:09:35.012
23		1:26.597	22.028	38.653	25.916	225.9	17:11:17.472	23		1:47.244 P	23.147	41.181	42.916	221.7	17:11:22.256
24		1:38.232 P	23.248	41.860	33.124	224.5	17:12:55.704								



Red Bull Ring
Formula Regional Championship by Alpine
Collective Test 2
Lap Analysis

43

Franco Colapinto

Formula Alpine 46

Gabriele Mini

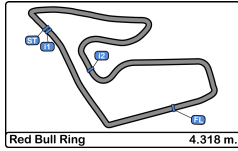
Formula Alpine

MP MOTORSPORT

Rookie

ART GRAND PRIX

Lap	D	Time	Sector 1	Sector 2	Sector 3	T. Spd	Elapsed	Lap	D	Time	Sector 1	Sector 2	Sector 3	T. Spd	Elapsed
1		16:23:10.319	16:21:53.302	46.532	30.485	156.5	16:23:10.319	1		16:27:03.035	16:25:48.805	44.451	29.779	197.4	16:27:03.035
2		1:38.112	24.888	44.340	28.884	154.5	16:24:48.431	2		1:38.249	25.584	43.629	29.036	198.5	16:28:41.284
3		1:35.799	23.453	44.157	28.189	192.8	16:26:24.230	3		1:37.664	24.273	41.390	32.001	201.8	16:30:18.948
4		1:31.195	22.547	41.547	27.101	225.0	16:27:55.425	4		1:27.255	22.249	38.911	26.095	223.6	16:31:46.203
5		1:35.362	24.440	42.737	28.185	157.2	16:29:30.787	5		1:36.732	22.077	44.060	30.595	224.0	16:33:22.935
6		1:28.149	22.182	39.584	26.383	226.4	16:30:58.936	6		1:26.830	22.114	38.720	25.996	223.1	16:34:49.765
7		1:36.777	23.771	44.285	28.721	157.4	16:32:35.713	7		1:26.864	22.028	38.921	25.915	224.5	16:36:16.629
8		1:26.829	22.105	38.778	25.946	225.0	16:34:02.542	8		1:26.698	22.077	38.623	25.998	225.0	16:37:43.327
9		1:29.963	21.907	39.937	28.119	226.4	16:35:32.505	9		1:32.134	23.032	41.896	27.206	197.8	16:39:15.461
10		1:26.655	21.977	38.540	26.138	225.9	16:36:59.160	10		1:26.792	22.162	38.665	25.965	224.0	16:40:42.253
11		1:27.708	22.022	39.553	26.133	225.9	16:38:26.868	11		1:32.026	22.092	42.883	27.951	208.4	16:42:15.179
12		1:26.424	21.924	38.565	25.935	225.9	16:39:53.292	12		1:26.550	22.027	38.624	25.899	224.5	16:43:41.729
13		1:34.423 P	21.934	38.725	33.764	226.4	16:41:27.715	13		1:34.129 P	22.933	40.641	30.555	203.3	16:45:15.858
14		11:32.782	10:18.947	44.867	28.968	160.2	16:53:00.497	14		7:31.046	6:17.369	44.406	29.271	186.8	16:52:46.904
15		1:33.607	23.256	42.039	28.312	145.9	16:54:34.104	15		1:38.179	25.840	43.552	28.787	183.6	16:54:25.083
16		1:29.363	22.528	39.850	26.985	225.0	16:56:03.467	16		1:35.008	24.803	41.781	28.424	192.1	16:56:00.091
17		1:29.744	22.162	39.691	27.891	225.4	16:57:33.211	17		1:27.929	22.053	38.922	26.954	225.0	16:57:28.020
18		1:27.950	22.109	38.716	27.125	227.3	16:59:01.161	18		1:26.488	22.057	38.614	25.817	225.4	16:58:54.508
19		1:26.011	21.815	38.567	25.629	227.8	17:00:27.172	19		1:28.410	21.936	40.064	26.410	225.9	17:00:22.918
20		1:26.092	21.734	38.554	25.804	228.8	17:01:53.264	20		1:26.489	21.920	38.507	26.062	225.0	17:01:49.407
21		1:26.115	21.824	38.542	25.749	228.8	17:03:19.379	21		1:26.296	21.972	38.465	25.859	224.5	17:03:15.703
22		1:28.297	21.812	38.820	27.665	226.8	17:04:47.676	22		1:30.226	21.910	40.093	28.223	225.0	17:04:45.929
23		1:34.952	24.439	44.036	26.477	162.1	17:06:22.628	23		1:26.310	21.953	38.516	25.841	225.9	17:06:12.239
24		1:29.634	21.823	38.677	29.134	228.8	17:07:52.262	24		1:32.780	22.140	43.001	27.639	197.4	17:07:45.019
25		1:25.990	21.723	38.505	25.762	228.8	17:09:18.252	25		1:26.286	21.881	38.566	25.839	225.4	17:09:11.305
26		1:43.632 P	23.442	44.247	35.943	157.6	17:11:01.884	26		2:43.584 P	27.157	59.172	47.255	125.5	17:11:24.889



Red Bull Ring
Formula Regional Championship by Alpine
Collective Test 2
Lap Analysis

51

Francesco Pizzi

Formula Alpine 62

Lorenzo Fluxa

Formula Alpine

Rookie

VAN AMERSFOORT RACING

VAN AMERSFOORT RACING

Lap	D	Time	Sector 1	Sector 2	Sector 3	T. Spd	Elapsed	Lap	D	Time	Sector 1	Sector 2	Sector 3	T. Spd	Elapsed
1		16:23:15.939	16:22:00.342	44.300	31.297	175.3	16:23:15.939	1		16:23:14.203	16:22:00.932	44.341	28.930	178.2	16:23:14.203
2		1:41.205	24.920	46.840	29.445	203.3	16:24:57.144	2		1:39.238	24.292	44.927	30.019	181.5	16:24:53.441
3		1:36.328	24.033	43.668	28.627	206.5	16:26:33.472	3		1:31.640	23.023	40.213	28.404	207.6	16:26:25.081
4		1:27.481	22.166	39.144	26.171	225.0	16:28:00.953	4		1:28.829	22.310	39.995	26.524	226.8	16:27:53.910
5		1:30.303	22.250	39.871	28.182	223.6	16:29:31.256	5		1:28.036	22.244	39.544	26.248	227.8	16:29:21.946
6		1:28.576	22.208	39.529	26.839	225.9	16:30:59.832	6		1:27.666	22.329	39.142	26.195	225.4	16:30:49.612
7		1:27.058	22.228	38.948	25.882	223.1	16:32:26.890	7		1:31.542	23.592	41.582	26.368	165.6	16:32:21.154
8		1:30.827	22.098	40.828	27.901	224.0	16:33:57.717	8		1:27.646	22.140	39.245	26.261	225.0	16:33:48.800
9		1:27.149	22.149	38.992	26.008	220.8	16:35:24.866	9		1:27.632	22.200	39.124	26.308	224.5	16:35:16.432
10		1:37.492 P	22.147	38.958	36.387	222.2	16:37:02.358	10		1:27.529	22.067	39.166	26.296	224.5	16:36:43.961
11		16:48.795	15:33.449	43.579	31.767	181.5	16:53:51.153	11		1:40.777 P	26.886	41.294	32.597	146.3	16:38:24.738
12		1:38.833	25.005	44.006	29.822	189.1	16:55:29.986	12		15:29.085	14:16.344	43.956	28.785	145.5	16:53:53.823
13		1:35.628	24.110	42.149	29.369	205.7	16:57:05.614	13		1:36.851	24.754	42.196	29.901	190.1	16:55:30.674
14		1:30.962	22.277	40.782	27.003	223.6	16:58:35.676	14		1:36.086	24.445	41.560	30.081	189.8	16:57:06.760
15		1:27.199	22.352	38.974	25.873	222.2	17:00:02.875	15		1:27.204	21.947	39.062	26.195	228.8	16:58:33.964
16		1:26.757	21.952	38.921	25.884	222.6	17:01:29.632	16		1:26.864	21.944	38.934	25.986	227.8	17:00:00.828
17		1:26.770	22.052	38.911	25.807	222.6	17:02:56.402	17		1:26.689	21.964	38.925	25.800	227.3	17:01:27.517
18		1:27.185	22.059	38.868	26.258	222.2	17:04:23.587	18		1:26.804	21.995	38.866	25.940	226.4	17:02:54.318
19		1:26.685	21.975	38.833	25.877	225.0	17:05:50.272	19		1:34.105	24.448	43.389	26.268	140.2	17:04:28.423
20		1:31.063	22.045	42.017	27.001	224.5	17:07:21.335	20		1:27.112	22.029	38.890	26.193	226.8	17:05:55.535
21		1:28.729	22.083	40.479	26.167	222.6	17:08:50.064	21		1:28.378	23.041	39.080	26.257	222.6	17:07:23.913
22		1:39.124 P	22.031	38.791	38.302	224.5	17:10:29.188	22		1:26.809	21.867	38.988	25.954	229.2	17:08:50.722
23		1:26.954	21.952	38.998	26.004	229.7	17:10:17.676								
24		1:26.829	21.921	38.972	25.936	228.3	17:11:44.505								
25		1:39.931 P	23.109	43.314	33.508	213.4	17:13:24.436								

58

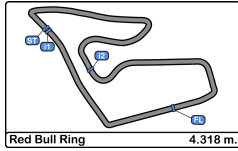
Elias Seppanen

Formula Alpine

Rookie

KIC MOTORSPORT

Lap	D	Time	Sector 1	Sector 2	Sector 3	T. Spd	Elapsed
1		16:23:12.662	16:21:57.324	45.966	29.372	182.7	16:23:12.662
2		1:40.174	24.575	45.737	29.862	177.3	16:24:52.836
3		1:29.954	22.336	39.997	27.621	223.1	16:26:22.790
4		1:28.050	22.309	39.347	26.394	224.0	16:27:50.840
5		1:27.717	22.281	39.195	26.241	224.5	16:29:18.557
6		1:27.884	22.237	39.329	26.318	224.0	16:30:46.441
7		1:27.442	22.173	39.144	26.125	223.6	16:32:13.883
8		1:27.855	22.142	39.329	26.384	223.1	16:33:41.738
9		1:27.870	22.224	39.265	26.381	223.1	16:35:09.608
10		1:27.916	22.285	39.188	26.443	223.1	16:36:37.524
11		1:27.770	22.290	39.081	26.399	224.0	16:38:05.294
12		1:28.313	22.156	39.090	27.067	223.6	16:39:33.607
13		1:33.739 P	22.260	39.183	32.296	223.6	16:41:07.346
14		4:55.768	3:48.611	40.661	26.496	217.3	16:46:03.114
15		1:27.903	22.246	39.273	26.384	223.1	16:47:31.017
16		1:27.662	22.205	39.229	26.228	223.1	16:48:58.679
17		1:33.594 P	22.233	39.087	32.274	224.5	16:50:32.273
18		5:03.874 P	3:38.767	46.524	38.583	172.5	16:55:36.147



Red Bull Ring
Formula Regional Championship by Alpine
Collective Test 2
Lap Analysis

64

Mari Boya

Formula Alpine 85

Gabriel Bortoleto

Formula Alpine

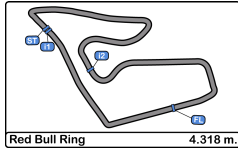
Rookie

VAN AMERSFOORT RACING

Rookie

FA RACING

Lap	D	Time	Sector 1	Sector 2	Sector 3	T. Spd	Elapsed	Lap	D	Time	Sector 1	Sector 2	Sector 3	T. Spd	Elapsed
1		16:23:22.991	16:22:04.408	47.609	30.974	172.5	16:23:22.991	1		16:23:23.474	16:22:10.893	44.241	28.340	221.3	16:23:23.474
2		1:40.292	25.939	44.134	30.219	189.4	16:25:03.283	2		1:36.182	22.833	43.152	30.197	219.9	16:24:59.656
3		1:35.888	24.314	41.368	30.206	202.2	16:26:39.171	3		1:35.991	26.342	41.120	28.529	161.1	16:26:35.647
4		1:41.152	25.627	44.973	30.552	170.8	16:28:20.323	4		1:28.695	22.363	38.956	27.376	224.0	16:28:04.342
5		1:33.944	25.073	42.340	26.531	213.8	16:29:54.267	5		1:29.714	22.044	38.996	28.674	229.2	16:29:34.056
6		1:27.197	22.115	38.970	26.112	224.0	16:31:21.464	6		1:27.071	21.962	38.948	26.161	228.3	16:31:01.127
7		1:26.927	22.067	38.886	25.974	224.0	16:32:48.391	7		1:35.282	22.476	44.090	28.716	182.7	16:32:36.409
8		1:30.577	22.149	42.187	26.241	228.3	16:34:18.968	8		1:26.899	22.036	38.894	25.969	227.3	16:34:03.308
9		1:27.249	22.018	39.285	25.946	223.6	16:35:46.217	9		1:29.994	21.929	39.728	28.337	228.3	16:35:33.302
10		1:28.055	21.983	40.144	25.928	225.0	16:37:14.272	10		1:26.812	22.038	38.697	26.077	227.8	16:37:00.114
11		1:26.795	22.041	38.901	25.853	223.1	16:38:41.067	11		1:27.440	22.182	38.971	26.287	227.3	16:38:27.554
12		1:34.206 P	21.995	38.963	33.248	224.0	16:40:15.273	12		1:26.849	22.047	38.795	26.007	227.3	16:39:54.403
13		5:02.262	3:55.348	40.791	26.123	220.8	16:45:17.535	13		1:35.607 P	21.997	40.560	33.050	226.4	16:41:30.010
14		1:26.859	22.006	38.940	25.913	224.0	16:46:44.394	14		11:49.654	10:39.924	41.754	27.976	219.9	16:53:19.664
15		1:26.775	21.995	38.903	25.877	224.0	16:48:11.169	15		1:30.273	22.650	40.143	27.480	226.4	16:54:49.937
16		1:32.456 P	22.035	39.050	31.371	224.5	16:49:43.625	16		1:29.568	22.413	39.414	27.741	225.4	16:56:19.505
17		5:16.035	3:58.855	46.932	30.248	175.0	16:54:59.660	17		1:26.725	22.011	38.894	25.820	228.8	16:57:46.230
18		1:40.083	25.050	44.743	30.290	185.5	16:56:39.743	18		1:27.302	21.858	38.954	26.490	230.2	16:59:13.532
19		1:35.261	23.500	44.199	27.562	217.7	16:58:15.004	19		1:26.260	21.819	38.673	25.768	228.3	17:00:39.792
20		1:33.778	27.026	40.907	25.845	150.8	16:59:48.782	20		1:26.177	21.793	38.588	25.796	230.2	17:02:05.969
21		1:26.497	21.957	38.841	25.699	225.0	17:01:15.279	21		1:26.330	21.812	38.731	25.787	231.7	17:03:32.299
22		1:26.234	21.898	38.695	25.638	225.4	17:02:41.510	22		1:28.677	21.883	40.930	25.864	228.8	17:05:00.976
23		1:28.116	21.877	38.574	27.665	225.0	17:04:09.626	23		1:26.194	21.767	38.653	25.774	229.7	17:06:27.170
24		1:33.752	25.678	41.975	26.099	206.8	17:05:43.378	24		1:29.788	21.860	41.842	26.086	227.8	17:07:56.958
25		1:26.354	21.935	38.709	25.710	225.4	17:07:09.732	25		1:26.387	21.839	38.740	25.808	229.7	17:09:23.345
26		1:26.290	21.862	38.717	25.711	225.4	17:08:36.022	26		1:50.724 P	23.016	41.923	45.785	188.1	17:11:14.069
27		1:26.373	21.792	38.711	25.870	227.3	17:10:02.395								
28		1:37.715 P	21.950	39.330	36.435	227.3	17:11:40.110								



Red Bull Ring
Formula Regional Championship by Alpine
Collective Test 2
Lap Analysis

91

Eduardo Barrichello

Formula Alpine 96

Oliver Goethe

Formula Alpine

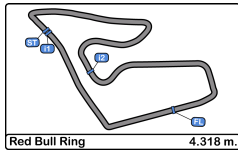
Rookie

JD MOTORSPORT

Rookie

MP MOTORSPORT

Lap	D	Time	Sector 1	Sector 2	Sector 3	T. Spd	Elapsed	Lap	D	Time	Sector 1	Sector 2	Sector 3	T. Spd	Elapsed
1		16:23:58.099	16:22:49.237	41.271	27.591	213.4	16:23:58.099	1		16:23:13.425	16:21:58.945	45.237	29.243	157.2	16:23:13.425
2		1:29.741	23.006	40.020	26.715	216.4	16:25:27.840	2		1:40.395	24.414	45.406	30.575	181.2	16:24:53.820
3		1:29.817	22.508	39.631	27.678	221.3	16:26:57.657	3		1:33.664	23.135	42.849	27.680	211.7	16:26:27.484
4		1:32.817	22.468	39.376	30.973	223.6	16:28:30.474	4		1:30.796	22.633	40.606	27.557	225.4	16:27:58.280
5		1:28.109	22.362	39.299	26.448	223.1	16:29:58.583	5		1:34.897	22.722	43.175	29.000	173.3	16:29:33.177
6		1:27.513	22.258	39.008	26.247	223.1	16:31:26.096	6		1:27.823	22.299	38.960	26.564	225.9	16:31:01.000
7		1:27.722	22.233	39.121	26.368	222.2	16:32:53.818	7		1:37.678	23.339	44.421	29.918	167.1	16:32:38.678
8		4:27.877	22.310	39.222	26.345	220.8	16:34:21.695	8		1:27.521	22.154	39.065	26.302	226.8	16:34:06.199
9		4:32.853 P	22.248	39.326	31.279	222.2	16:35:54.548	9		1:34.485 P	22.142	39.202	33.141	225.0	16:35:40.684
10		7:29.989	6:15.017	47.247	27.725	213.8	16:43:24.537	10		11:36.756	10:27.220	41.984	27.552	207.6	16:47:17.440
11		1:28.175	22.437	39.298	26.440	220.8	16:44:52.712	11		1:30.596	23.127	40.576	26.893	217.3	16:48:48.036
12		4:27.518	22.263	39.029	26.226	221.3	16:46:20.230	12		1:29.495	22.589	40.051	26.855	218.1	16:50:17.531
13		4:31.304	23.527	40.637	27.140	214.2	16:47:51.534	13		1:27.779	22.231	39.262	26.286	224.5	16:51:45.310
14		1:27.624	22.198	39.139	26.287	221.3	16:49:19.158	14		4:27.632	22.093	38.981	26.558	226.4	16:53:12.942
15		1:32.922 P	22.307	39.512	31.103	221.7	16:50:52.080	15		1:27.353	22.214	39.011	26.128	226.4	16:54:40.295
16		4:20.966	3:08.236	43.729	29.001	215.5	16:55:13.046	16		1:29.192	22.116	39.550	27.526	228.8	16:56:09.487
17		1:32.006	24.382	41.009	26.615	178.5	16:56:45.052	17		1:31.086	22.122	39.503	29.461	227.3	16:57:40.573
18		1:31.018	22.786	40.553	27.679	220.8	16:58:16.070	18		1:27.201	22.013	39.033	26.155	227.3	16:59:07.774
19		1:27.155	22.274	38.912	25.969	223.1	16:59:43.225	19		1:27.129	22.084	39.021	26.024	227.8	17:00:34.903
20		1:27.157	22.119	38.976	26.062	222.6	17:01:10.382	20		1:27.252	22.069	38.955	26.228	225.9	17:02:02.155
21		1:34.473	24.155	44.158	26.160	216.8	17:02:44.855	21		1:29.056	22.147	39.009	27.900	225.9	17:03:31.211
22		4:26.628	<u>21.979</u>	38.830	<u>25.819</u>	224.0	17:04:11.483	22		1:27.187	22.049	38.982	26.156	227.3	17:04:58.398
23		4:32.794	23.062	43.282	26.450	210.5	17:05:44.277	23		<u>1:27.008</u>	22.058	<u>38.940</u>	<u>26.010</u>	225.4	17:06:25.406
24		4:27.005	22.088	39.017	25.900	225.0	17:07:11.282	24		1:29.240	<u>21.932</u>	39.062	28.246	226.8	17:07:54.646
25		1:26.783	22.048	38.791	25.944	224.0	17:08:38.065	25		1:34.081 P	21.987	39.027	33.067	226.8	17:09:28.727
26		<u>1:26.569</u>	21.982	<u>38.766</u>	25.821	224.0	17:10:04.634								
27		1:37.531 P	22.019	39.489	36.023	225.0	17:11:42.165								



Red Bull Ring

Formula Regional Championship by Alpine

Collective Test 2

Lap Analysis

99

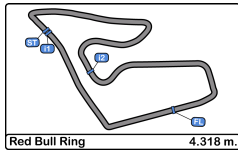
José Garfias

Formula Alpine

Rookie

MONOLITE RACING

Lap	D	Time	Sector 1	Sector 2	Sector 3	T. Spd	Elapsed
1		16:24:02.066 P	16:22:28.967	51.221	41.878	194.2	16:24:02.066
2		5:26.273	4:13.127	45.696	27.450	208.8	16:29:28.339
3		4:29.654	22.997	39.814	26.840	220.4	16:30:57.990
4		1:28.145	22.582	39.150	26.413	222.2	16:32:26.135
5		1:27.527	22.310	39.071	26.146	222.6	16:33:53.662
6		4:27.648	22.211	39.193	26.244	224.5	16:35:21.310
7		4:27.478	22.201	39.085	26.192	222.2	16:36:48.788
8		1:27.554	22.266	39.098	26.190	223.1	16:38:16.342
9		4:27.540	22.242	39.123	26.175	222.6	16:39:43.882
10		4:49.705 P	22.175	39.044	48.576	222.6	16:41:33.677
11		13:29.387	12:17.408	43.916	28.063	198.1	16:55:03.064
12		1:35.018	25.468	42.184	27.366	157.2	16:56:38.082
13		1:30.428	22.539	40.836	27.053	220.8	16:58:08.510
14		1:27.934	22.298	39.234	26.402	224.5	16:59:36.444
15		4:27.446	22.106	38.942	26.068	224.0	17:01:03.560
16		4:27.444	22.152	38.864	26.095	223.6	17:02:30.671
17		1:27.389	22.218	39.066	26.105	224.5	17:03:58.060
18		1:27.601	22.281	39.105	26.215	224.0	17:05:25.661
19		1:34.456	22.447	43.246	28.763	181.8	17:07:00.117
20		4:27.288	22.161	38.960	26.167	224.5	17:08:27.405
21		4:27.090	22.073	38.933	26.084	224.5	17:09:54.495
22		1:27.406	22.157	39.055	26.194	225.0	17:11:21.901
23		1:37.531 P	22.098	39.958	35.475	224.5	17:12:59.432



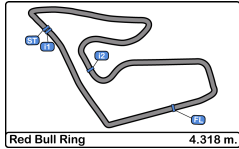
Red Bull Ring

Formula Regional Championship by Alpine

Collective Test 2

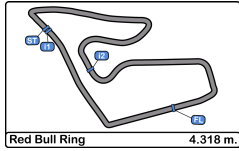
Best Sectors Results

Sector - 1			Sector - 2			Sector - 3			Ideal Lap vs Best Lap						
Clas	Nº	Driver	Time	Nº	Driver	Time	Nº	Driver	Time	Clas	Nº	Driver	Ideal Lap	Best Lap	Clas
1	43	Franco Colapinto	21.723	26	Grégoire Saucy	38.357	30	Michael Belov	25.581	1	26	Grégoire Saucy	1:25.805	1:25.883	1
2	10	Hadrien David	21.765	6	Isack Hadjar	38.421	6	Isack Hadjar	25.617	2	30	Michael Belov	1:25.852	1:25.959	2
3	85	Gabriel Bortoleto	21.767	46	Gabriele Mini	38.465	1	Paul Aron	25.628	3	43	Franco Colapinto	1:25.857	1:25.990	4
4	30	Michael Belov	21.770	30	Michael Belov	38.501	43	Franco Colapinto	25.629	4	6	Isack Hadjar	1:25.882	1:25.969	3
5	26	Grégoire Saucy	21.772	10	Hadrien David	38.504	64	Mari Boya	25.638	5	10	Hadrien David	1:25.943	1:25.997	5
6	64	Mari Boya	21.792	43	Franco Colapinto	38.505	8	William Alatalo	25.639	6	64	Mari Boya	1:26.004	1:26.373	14
7	22	Zane Maloney	21.808	21	Alex Quinn	38.511	10	Hadrien David	25.674	7	1	Paul Aron	1:26.007	1:26.190	8
8	1	Paul Aron	21.820	17	Dino Beganovic	38.526	26	Grégoire Saucy	25.676	8	22	Zane Maloney	1:26.024	1:26.153	6
9	6	Isack Hadjar	21.844	22	Zane Maloney	38.537	22	Zane Maloney	25.679	9	21	Alex Quinn	1:26.073	1:26.154	7
10	14	Nicola Marinangeli	21.852	12	David Vidales	38.556	14	Nicola Marinangeli	25.689	10	85	Gabriel Bortoleto	1:26.123	1:26.194	9
11	21	Alex Quinn	21.862	1	Paul Aron	38.559	21	Alex Quinn	25.700	11	46	Gabriele Mini	1:26.163	1:26.310	11
12	19	Andrea Rosso	21.863	64	Mari Boya	38.574	35	Pietro Delli Guanti	25.750	12	17	Dino Beganovic	1:26.173	1:26.345	13
13	8	William Alatalo	21.864	19	Andrea Rosso	38.574	17	Dino Beganovic	25.767	13	8	William Alatalo	1:26.179	1:26.197	10
14	62	Lorenzo Fluxa	21.867	85	Gabriel Bortoleto	38.588	85	Gabriel Bortoleto	25.768	14	12	David Vidales	1:26.220	1:26.343	12
15	17	Dino Beganovic	21.880	5	Patrik Pasma	38.651	12	David Vidales	25.771	15	19	Andrea Rosso	1:26.280	1:26.527	16
16	46	Gabriele Mini	21.881	35	Pietro Delli Guanti	38.653	62	Lorenzo Fluxa	25.800	16	35	Pietro Delli Guanti	1:26.309	1:26.477	15
17	33	Ido Cohen	21.882	8	William Alatalo	38.676	51	Francesco Pizzi	25.807	17	14	Nicola Marinangeli	1:26.356	1:26.786	21
18	12	David Vidales	21.893	91	Eduardo Barrichello	38.766	46	Gabriele Mini	25.817	18	5	Patrik Pasma	1:26.459	1:26.578	18
19	35	Pietro Delli Guanti	21.906	9	Alexandre Bardinon	38.770	91	Eduardo Barrichello	25.819	19	62	Lorenzo Fluxa	1:26.533	1:26.689	20
20	9	Alexandre Bardinon	21.915	33	Ido Cohen	38.784	19	Andrea Rosso	25.843	20	51	Francesco Pizzi	1:26.550	1:26.685	19
21	5	Patrik Pasma	21.918	51	Francesco Pizzi	38.791	5	Patrik Pasma	25.890	21	91	Eduardo Barrichello	1:26.564	1:26.569	17
22	96	Oliver Goethe	21.932	14	Nicola Marinangeli	38.815	41	Emidio Pesce	25.895	22	33	Ido Cohen	1:26.569	1:26.940	23
23	51	Francesco Pizzi	21.952	27	Kas Haverkort	38.849	33	Ido Cohen	25.903	23	9	Alexandre Bardinon	1:26.617	1:26.804	22
24	91	Eduardo Barrichello	21.979	99	José Garfias	38.864	9	Alexandre Bardinon	25.932	24	27	Kas Haverkort	1:26.861	1:26.953	24
25	27	Kas Haverkort	22.005	62	Lorenzo Fluxa	38.866	7	Axel Gnos	25.966	25	96	Oliver Goethe	1:26.882	1:27.008	25
26	41	Emidio Pesce	22.041	16	Tommy Smith	38.900	27	Kas Haverkort	26.007	26	41	Emidio Pesce	1:26.907	1:27.009	26
27	7	Axel Gnos	22.057	7	Axel Gnos	38.932	96	Oliver Goethe	26.010	27	7	Axel Gnos	1:26.955	1:27.060	27
28	16	Tommy Smith	22.059	96	Oliver Goethe	38.940	11	Gianluca Petecof	26.015	28	99	José Garfias	1:27.005	1:27.389	30
29	15	Léna Buhler	22.070	2	Nico Gohler	38.960	2	Nico Gohler	26.035	29	16	Tommy Smith	1:27.019	1:27.387	29
30	99	José Garfias	22.073	41	Emidio Pesce	38.971	16	Tommy Smith	26.060	30	2	Nico Gohler	1:27.153	1:27.273	28
31	58	Elias Seppanen	22.142	58	Elias Seppanen	39.081	99	José Garfias	26.068	31	58	Elias Seppanen	1:27.348	1:27.442	31
32	2	Nico Gohler	22.158	15	Léna Buhler	39.087	58	Elias Seppanen	26.125	32	15	Léna Buhler	1:27.402	1:27.520	32
33	11	Gianluca Petecof	22.214	11	Gianluca Petecof	39.210	15	Léna Buhler	26.245	33	11	Gianluca Petecof	1:27.439	1:28.665	33



Red Bull Ring
Formula Regional Championship by Alpine
Collective Test 2
Best 5 Lap Times

Cls	N°	Driver	Nat	Cat	Cls	Team	Nat	Vehicle	Best 1		Best 2		Best 3		Best 4		Best 5	
									Time	Lap	Time	Lap	Time	Lap	Time	Lap	Time	Lap
1	26	Grégoire Saucy				ART GRAND PRIX		Formula Alpine	1:25.883	20	1:25.993	24	1:26.075	21	1:26.081	19	1:26.178	23
2	30	Michael Belov				G4 RACING		Formula Alpine	1:25.959	24	1:26.171	22	1:26.193	26	1:26.225	23	1:26.510	20
3	6	Isack Hadjar		R	1	R-ACE GP		Formula Alpine	1:25.969	20	1:25.983	24	1:26.084	25	1:26.112	23	1:26.143	21
4	43	Franco Colapinto				MP MOTORSPORT		Formula Alpine	1:25.990	25	1:26.011	19	1:26.092	20	1:26.115	21	1:26.424	12
5	10	Hadrien David				R-ACE GP		Formula Alpine	1:25.997	24	1:26.144	25	1:26.824	11	1:26.941	16	1:26.953	12
6	22	Zane Maloney				R-ACE GP		Formula Alpine	1:26.153	24	1:26.258	23	1:26.309	27	1:26.421	21	1:26.430	25
7	21	Alex Quinn				ARDEN		Formula Alpine	1:26.154	20	1:26.243	25	1:26.259	26	1:26.375	24	1:26.528	22
8	1	Paul Aron				PREMA POWERTEAM		Formula Alpine	1:26.190	23	1:26.379	18	1:26.881	6	1:26.927	7	1:26.981	9
9	85	Gabriel Bortoleto		R	2	FA RACING		Formula Alpine	1:26.194	23	1:26.260	19	1:26.330	21	1:26.387	25	1:26.725	17
10	8	William Alatalo				ARDEN		Formula Alpine	1:26.197	18	1:26.378	22	1:26.520	16	1:27.200	5	1:27.213	14
11	46	Gabriele Mini		R	3	ART GRAND PRIX		Formula Alpine	1:26.310	23	1:26.488	18	1:26.489	20	1:26.830	6	1:27.255	4
12	12	David Vidales				PREMA POWERTEAM		Formula Alpine	1:26.343	19	1:27.375	5	1:27.610	15	1:27.794	6	1:29.214	20
13	17	Dino Beganovic		R	4	PREMA POWERTEAM		Formula Alpine	1:26.345	20	1:26.444	17	1:26.470	18	1:26.619	16	1:27.177	22
14	64	Mari Boya		R	5	VAN AMERSFOORT		Formula Alpine	1:26.373	27	1:26.497	21	1:26.859	14	1:27.197	6	1:27.249	9
15	35	Pietro Delli Guanti		R	6	MONOLITE RACING		Formula Alpine	1:26.477	17	1:26.487	16	1:26.573	19	1:26.735	18	1:26.737	22
16	19	Andrea Rosso		R	7	FA RACING		Formula Alpine	1:26.527	20	1:27.597	17	1:27.675	6	1:28.128	21	1:28.874	4
17	91	Eduardo Barrichello		R	8	JD MOTORSPORT		Formula Alpine	1:26.569	26	1:26.783	25	1:27.155	19	1:27.157	20	1:27.513	6
18	5	Patrik Pasma				ART GRAND PRIX		Formula Alpine	1:26.578	18	1:26.620	23	1:26.757	22	1:26.902	19	1:27.097	10
19	51	Francesco Pizzi		R	9	VAN AMERSFOORT		Formula Alpine	1:26.685	19	1:26.757	16	1:26.770	17	1:27.058	7	1:27.149	9
20	62	Lorenzo Fluxa				VAN AMERSFOORT		Formula Alpine	1:26.689	17	1:26.829	24	1:26.864	16	1:27.112	20	1:27.204	15
21	14	Nicola Marinangeli				ARDEN		Formula Alpine	1:26.786	23	1:26.801	25	1:27.026	7	1:27.678	5	1:28.149	16
22	9	Alexandre Bardinon				FA RACING		Formula Alpine	1:26.804	20	1:26.941	19	1:27.152	25	1:27.223	22	1:27.355	18
23	33	Ido Cohen				JD MOTORSPORT		Formula Alpine	1:26.940	16	1:27.272	20	1:27.447	18	1:27.585	5	1:27.682	21
24	27	Kas Haverkort		R	10	MP MOTORSPORT		Formula Alpine	1:26.953	19	1:26.993	20	1:27.065	21	1:27.277	23	1:27.322	8
25	96	Oliver Goethe		R	11	MP MOTORSPORT		Formula Alpine	1:27.008	23	1:27.129	19	1:27.187	22	1:27.201	18	1:27.252	20
26	41	Emidio Pesce				DR FORMULA		Formula Alpine	1:27.009	16	1:27.338	17	1:27.349	22	1:27.534	21	1:27.628	15
27	7	Axel Gnos		R	12	G4 RACING		Formula Alpine	1:27.060	23	1:27.430	21	1:27.465	10	1:27.886	7	1:28.497	26
28	2	Nico Gohler		R	13	KIC MOTORSPORT		Formula Alpine	1:27.273	24	1:27.487	25	1:27.824	23	1:27.879	11	1:27.882	19
29	16	Tommy Smith				JD MOTORSPORT		Formula Alpine	1:27.387	22	1:27.391	24	1:27.542	21	1:27.793	15	1:27.957	14
30	99	José Garfias		R	14	MONOLITE RACING		Formula Alpine	1:27.389	17	1:27.406	22	1:27.527	5	1:27.554	8	1:27.601	18
31	58	Elias Seppanen		R	15	KIC MOTORSPORT		Formula Alpine	1:27.442	7	1:27.662	16	1:27.717	5	1:27.770	11	1:27.855	8
32	15	Léna Buhler		R	16	R-ACE GP		Formula Alpine	1:27.520	26	1:27.694	25	1:27.842	24	1:28.008	27	1:28.275	16
33	11	Gianluca Petecof				KIC MOTORSPORT		Formula Alpine	1:28.665	3	1:39.004	2	2:16.557	7				



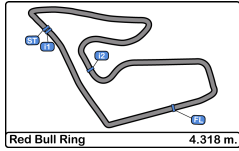
Red Bull Ring

Formula Regional Championship by Alpine

Collective Test 2

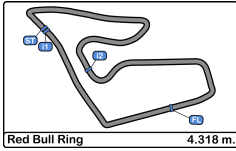
Best 5 Top Speeds

Clas	Nº	Driver	Nat	Cat	Cla	Team	Nat	Vehicle	Top 1		Top 2		Top 3		Top 4		Top 5		Avg
									Km/h	Lap	Km/h	Lap	Km/h	Lap	Km/h	Lap	Km/h	Lap	
1	85	Gabriel Bortoleto	BRA	R	1	FA RACING	ESP	Formula Alpine	231.7	21	230.2	18	230.2	20	229.7	23	229.7	25	230.3
2	30	Michael Belov	RUS			G4 RACING	CHE	Formula Alpine	229.7	11	229.7	12	229.7	13	228.8	27	228.3	21	229.3
3	62	Lorenzo Fluxa	ESP			VAN AMERSFOORT	NLD	Formula Alpine	229.7	23	229.2	22	228.8	15	228.3	24	227.8	5	228.8
4	8	William Alatalo	FIN			ARDEN	GBR	Formula Alpine	229.2	8	227.8	17	227.3	6	227.3	15	226.4	5	227.6
5	26	Grégoire Saucy	CHE			ART GRAND PRIX	FRA	Formula Alpine	228.8	24	228.3	20	227.8	7	227.3	8	227.3	16	227.9
6	43	Franco Colapinto	ARG			MP MOTORSPORT	NLD	Formula Alpine	228.8	20	228.8	21	228.8	24	228.8	25	227.8	19	228.6
7	96	Oliver Goethe	DNK	R	2	MP MOTORSPORT	NLD	Formula Alpine	228.8	16	227.8	19	227.3	17	227.3	18	227.3	22	227.7
8	1	Paul Aron	EST			PREMA POWERTEAM	ITA	Formula Alpine	228.3	21	226.4	23	226.4	26	225.4	8	225.4	17	226.4
9	9	Alexandre Bardinon	FRA			FA RACING	ESP	Formula Alpine	228.3	23	228.3	24	228.3	26	226.8	17	226.4	18	227.6
10	10	Hadrien David	FRA			R-ACE GP	FRA	Formula Alpine	228.3	14	228.3	28	226.8	6	226.8	21	226.8	22	227.4
11	14	Nicola Marinangeli	ITA			ARDEN	GBR	Formula Alpine	228.3	16	227.8	19	227.8	22	227.3	8	227.3	18	227.7
12	64	Mari Boya	ESP	R	3	VAN AMERSFOORT	NLD	Formula Alpine	228.3	8	227.3	27	227.3	28	225.4	22	225.4	25	226.8
13	19	Andrea Rosso	ITA	R	4	FA RACING	ESP	Formula Alpine	227.3	25	226.8	26	226.4	6	226.4	8	225.9	11	226.6
14	21	Alex Quinn	GBR			ARDEN	GBR	Formula Alpine	227.3	6	227.3	24	226.8	21	225.9	5	225.9	26	226.7
15	5	Patrik Pasma	FIN			ART GRAND PRIX	FRA	Formula Alpine	226.8	16	226.8	23	226.4	17	226.4	18	226.4	20	226.6
16	6	Isack Hadjar	FRA	R	5	R-ACE GP	FRA	Formula Alpine	226.8	10	226.8	24	226.8	25	226.4	11	226.4	21	226.7
17	12	David Vidales	ESP			PREMA POWERTEAM	ITA	Formula Alpine	226.8	23	225.9	19	225.9	21	225.4	17	225.0	8	225.8
18	15	Léna Buhler	CHE	R	6	R-ACE GP	FRA	Formula Alpine	226.8	28	226.4	25	225.9	23	225.4	4	225.4	26	226.0
19	22	Zane Maloney	GBR			R-ACE GP	FRA	Formula Alpine	226.8	6	226.8	22	226.8	23	226.8	24	226.8	27	226.8
20	33	Ido Cohen	ISR			JD MOTORSPORT	ITA	Formula Alpine	226.8	16	226.8	17	225.9	6	225.9	7	225.9	18	226.3
21	27	Kas Haverkort	NLD	R	7	MP MOTORSPORT	NLD	Formula Alpine	226.4	6	225.9	19	225.9	20	225.9	25	225.9	26	226.0
22	35	Pietro Delli Guanti	ITA	R	8	MONOLITE RACING	ITA	Formula Alpine	226.4	7	225.9	17	225.9	18	225.9	19	225.9	22	226.0
23	2	Nico Gohler	DEU	R	9	KIC MOTORSPORT	FIN	Formula Alpine	225.9	25	225.4	6	225.4	26	225.0	3	225.0	17	225.3
24	46	Gabriele Mini	ITA	R	10	ART GRAND PRIX	FRA	Formula Alpine	225.9	19	225.9	23	225.4	18	225.4	25	225.0	8	225.5
25	51	Francesco Pizzi	ITA	R	11	VAN AMERSFOORT	NLD	Formula Alpine	225.9	6	225.0	4	225.0	19	224.5	20	224.5	22	225.0
26	7	Axel Gnos	CHE	R	12	G4 RACING	CHE	Formula Alpine	225.4	10	225.4	12	225.4	22	225.0	8	225.0	11	225.2
27	17	Dino Beganovic	SWE	R	13	PREMA POWERTEAM	ITA	Formula Alpine	225.4	8	225.4	10	225.4	11	225.4	23	225.0	16	225.3
28	41	Emidio Pesce	ITA			DR FORMULA	PRT	Formula Alpine	225.0	11	225.0	19	223.6	15	223.6	21	223.1	9	224.0
29	91	Eduardo Barrichello	BRA	R	14	JD MOTORSPORT	ITA	Formula Alpine	225.0	24	225.0	27	224.0	22	224.0	25	224.0	26	224.4
30	99	José Garfias	MEX	R	15	MONOLITE RACING	ITA	Formula Alpine	225.0	22	224.5	6	224.5	14	224.5	17	224.5	20	224.6
31	16	Tommy Smith	AUS			JD MOTORSPORT	ITA	Formula Alpine	224.5	21	223.6	5	223.6	20	223.6	25	223.1	6	223.6
32	58	Elias Seppanen	FIN	R	16	KIC MOTORSPORT	FIN	Formula Alpine	224.5	5	224.5	17	224.0	4	224.0	6	224.0	11	224.2
33	11	Gianluca Petecof	BRA			KIC MOTORSPORT	FIN	Formula Alpine	223.1	5	223.1	6	221.3	3	221.3	4	194.2	2	216.6



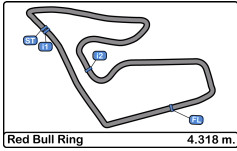
Red Bull Ring
Formula Regional Championship by Alpine
Collective Test 2
Fastest Laps Sequence

Lap	Time of Day	Session Time	N°	Driver	Nat	Cat	Team	Nat	Vehicle	Time	Km/h	
2	16:24:20.933	3:20.933	10	Hadrien David		FRA	R-ACE GP		FRA	Formula Alpine	1:33.747	165.8
2	16:24:21.711	3:21.711	22	Zane Maloney		BRB	R-ACE GP		FRA	Formula Alpine	1:33.534	166.1
2	16:24:35.052	3:35.052	14	Nicola Marinangeli		ITA	ARDEN		GBR	Formula Alpine	1:32.241	168.5
2	16:25:27.840	4:27.840	91	Eduardo Barrichello		BRA	R JD MOTORSPORT		ITA	Formula Alpine	1:29.741	173.2
3	16:26:19.664	5:19.664	11	Gianluca Petecof		BRA	KIC MOTORSPORT		FIN	Formula Alpine	1:28.665	175.3
4	16:27:18.957	6:18.957	10	Hadrien David		FRA	R-ACE GP		FRA	Formula Alpine	1:27.749	177.1
4	16:27:29.680	6:29.680	6	Isack Hadjar		FRA	R R-ACE GP		FRA	Formula Alpine	1:27.440	177.7
4	16:28:20.866	7:20.866	30	Michael Belov		RUS	G4 RACING		CHE	Formula Alpine	1:27.343	177.9
5	16:28:56.861	7:56.861	6	Isack Hadjar		FRA	R R-ACE GP		FRA	Formula Alpine	1:27.181	178.3
5	16:28:59.529	7:59.529	21	Alex Quinn		GBR	ARDEN		GBR	Formula Alpine	1:27.152	178.3
5	16:29:47.905	8:47.905	30	Michael Belov		RUS	G4 RACING		CHE	Formula Alpine	1:27.039	178.5
6	16:30:26.531	9:26.531	21	Alex Quinn		GBR	ARDEN		GBR	Formula Alpine	1:27.002	178.6
6	16:31:14.638	10:14.638	30	Michael Belov		RUS	G4 RACING		CHE	Formula Alpine	1:26.733	179.2
6	16:34:43.532	13:43.532	26	Grégoire Saucy		CHE	ART GRAND PRIX		FRA	Formula Alpine	1:26.553	179.5
12	16:39:53.292	18:53.292	43	Franco Colapinto		ARG	MP MOTORSPORT		NLD	Formula Alpine	1:26.424	179.8
21	16:59:51.474	38:51.474	22	Zane Maloney		BRB	R-ACE GP		FRA	Formula Alpine	1:26.421	179.8
19	17:00:14.374	39:14.374	26	Grégoire Saucy		CHE	ART GRAND PRIX		FRA	Formula Alpine	1:26.081	180.5
19	17:00:27.172	39:27.172	43	Franco Colapinto		ARG	MP MOTORSPORT		NLD	Formula Alpine	1:26.011	180.7
20	17:01:25.295	40:25.295	6	Isack Hadjar		FRA	R R-ACE GP		FRA	Formula Alpine	1:25.969	180.8
20	17:01:40.257	40:40.257	26	Grégoire Saucy		CHE	ART GRAND PRIX		FRA	Formula Alpine	1:25.883	180.9



Red Bull Ring
Formula Regional Championship by Alpine
Collective Test 2
Event Best Maximum Speed

N°	Driver	Nat	Cat	Clas	Team	Nat	Vehicle	Km/h	Session
30	Michael Belov				G4 RACING		Formula Alpine	238.4	Collective Test pre-event B
26	Grégoire Saucy				ART GRAND PRIX		Formula Alpine	235.2	Collective Test pre-event B
9	Alexandre Bardoin				FA RACING		Formula Alpine	234.7	Collective Test pre-event A
10	Hadrien David				R-ACE GP		Formula Alpine	234.2	Collective Test pre-event B
64	Mari Boya		R	1	VAN AMERSFOORT		Formula Alpine	234.2	Collective Test pre-event B
85	Gabriel Bortoleto		R	2	FA RACING		Formula Alpine	234.2	Collective Test pre-event B
43	Franco Colapinto				MP MOTORSPORT		Formula Alpine	234.2	Collective Test 1
35	Pietro Delli Guanti		R	3	MONOLITE RACING		Formula Alpine	233.7	Collective Test pre-event B
22	Zane Maloney				R-ACE GP		Formula Alpine	233.7	Collective Test pre-event B
12	David Vidales				PREMA POWERTEAM		Formula Alpine	233.2	Collective Test pre-event A
99	José Garfias		R	4	MONOLITE RACING		Formula Alpine	233.2	Collective Test pre-event B
46	Gabriele Mini		R	5	ART GRAND PRIX		Formula Alpine	233.2	Collective Test 1
5	Patrik Pasma				ART GRAND PRIX		Formula Alpine	232.7	Collective Test pre-event B
21	Alex Quinn				ARDEN		Formula Alpine	232.7	Collective Test pre-event B
19	Andrea Rosso		R	6	FA RACING		Formula Alpine	232.2	Collective Test pre-event A
41	Emidio Pesce				DR FORMULA		Formula Alpine	232.2	Collective Test pre-event B
51	Francesco Pizzi		R	7	VAN AMERSFOORT		Formula Alpine	232.2	Collective Test pre-event B
91	Eduardo Barrichello		R	8	JD MOTORSPORT		Formula Alpine	232.2	Collective Test pre-event B
1	Paul Aron				PREMA POWERTEAM		Formula Alpine	232.2	Collective Test 1
62	Lorenzo Fluxa				VAN AMERSFOORT		Formula Alpine	232.2	Collective Test 1
96	Oliver Goethe		R	9	MP MOTORSPORT		Formula Alpine	231.7	Collective Test pre-event A
58	Elias Seppanen		R	10	KIC MOTORSPORT		Formula Alpine	231.7	Collective Test pre-event A
14	Nicola Marinangeli				ARDEN		Formula Alpine	231.7	Collective Test pre-event A
8	William Alatalo				ARDEN		Formula Alpine	231.7	Collective Test pre-event A
33	Ido Cohen				JD MOTORSPORT		Formula Alpine	231.7	Collective Test pre-event A
17	Dino Beganovic		R	11	PREMA POWERTEAM		Formula Alpine	231.7	Collective Test pre-event B
11	Gianluca Petecof				KIC MOTORSPORT		Formula Alpine	231.7	Collective Test 1
2	Nico Gohler		R	12	KIC MOTORSPORT		Formula Alpine	231.2	Collective Test pre-event B
6	Isack Hadjar		R	13	R-ACE GP		Formula Alpine	231.2	Collective Test 1
15	Léna Buhler		R	14	R-ACE GP		Formula Alpine	231.2	Collective Test 1
7	Axel Gnos		R	15	G4 RACING		Formula Alpine	230.7	Collective Test pre-event B
27	Kas Haverkort		R	16	MP MOTORSPORT		Formula Alpine	230.7	Collective Test pre-event B
16	Tommy Smith				JD MOTORSPORT		Formula Alpine	229.7	Collective Test 1



Red Bull Ring

Formula Regional Championship by Alpine

Collective Test 2

Pit Stop Analysis

1 Paul Aron PREMA POWERTEAM
Formula Alpine

Nr.	In Day Time	In Time	Out Time	Pit Time	T. Pit Time	Handicap	Penalty
1	16:23:06.912	16:23:06.912	16:25:55.475	2:48.563	2:48.563		
2	16:42:28.410	16:42:28.410	16:51:11.848	8:43.438	11:32.001		

2 Nico Gohler R KIC MOTORSPORT
Formula Alpine

Nr.	In Day Time	In Time	Out Time	Pit Time	T. Pit Time	Handicap	Penalty
1	16:41:39.077	16:41:39.077	16:52:24.941	10:45.864	10:45.864		

5 Patrik Pasma ART GRAND PRIX
Formula Alpine

Nr.	In Day Time	In Time	Out Time	Pit Time	T. Pit Time	Handicap	Penalty
1	16:43:35.605	16:43:35.605	16:50:56.155	7:20.550	7:20.550		

6 Isack Hadjar R R-ACE GP
Formula Alpine

Nr.	In Day Time	In Time	Out Time	Pit Time	T. Pit Time	Handicap	Penalty
1	16:42:03.322	16:42:03.322	16:51:59.789	9:56.467	9:56.467		

7 Axel Gnos R G4 RACING
Formula Alpine

Nr.	In Day Time	In Time	Out Time	Pit Time	T. Pit Time	Handicap	Penalty
1	16:47:22.508	16:47:22.508	16:52:55.685	5:33.177	5:33.177		

8 William Alatalo ARDEN
Formula Alpine

Nr.	In Day Time	In Time	Out Time	Pit Time	T. Pit Time	Handicap	Penalty
1	16:38:44.649	16:38:44.649	16:51:33.891	12:49.242	12:49.242		

9 Alexandre Bardinon FA RACING
Formula Alpine

Nr.	In Day Time	In Time	Out Time	Pit Time	T. Pit Time	Handicap	Penalty
1	16:41:33.540	16:41:33.540	16:51:45.199	10:11.659	10:11.659		

10 Hadrien David R-ACE GP
Formula Alpine

Nr.	In Day Time	In Time	Out Time	Pit Time	T. Pit Time	Handicap	Penalty
1	16:46:13.567	16:46:13.567	16:51:23.717	5:10.150	5:10.150		

12 David Vidales PREMA POWERTEAM
Formula Alpine

Nr.	In Day Time	In Time	Out Time	Pit Time	T. Pit Time	Handicap	Penalty
1	16:23:11.870	16:23:11.870	16:25:40.700	2:28.830	2:28.830		
2	16:40:47.125	16:40:47.125	16:52:40.969	11:53.844	14:22.674		

14 Nicola Marinangeli ARDEN
Formula Alpine

Nr.	In Day Time	In Time	Out Time	Pit Time	T. Pit Time	Handicap	Penalty
1	16:39:32.714	16:39:32.714	16:53:05.177	13:32.463	13:32.463		

15 Léna Buhler R R-ACE GP
Formula Alpine

Nr.	In Day Time	In Time	Out Time	Pit Time	T. Pit Time	Handicap	Penalty
1	16:46:59.560	16:46:59.560	16:52:38.621	5:39.061	5:39.061		

16 Tommy Smith JD MOTORSPORT
Formula Alpine

Nr.	In Day Time	In Time	Out Time	Pit Time	T. Pit Time	Handicap	Penalty
1	16:36:00.960	16:36:00.960	16:39:36.976	3:36.016	3:36.016		
2	16:50:09.327	16:50:09.327	16:53:55.628	3:46.301	7:22.317		

17 Dino Beganovic R PREMA POWERTEAM
Formula Alpine

Nr.	In Day Time	In Time	Out Time	Pit Time	T. Pit Time	Handicap	Penalty
1	16:23:07.883	16:23:07.883	16:25:17.287	2:09.404	2:09.404		
2	16:41:50.599	16:41:50.599	16:53:28.059	11:37.460	13:46.864		

19 Andrea Rosso R FA RACING
Formula Alpine

Nr.	In Day Time	In Time	Out Time	Pit Time	T. Pit Time	Handicap	Penalty
1	16:41:23.825	16:41:23.825	16:51:35.425	10:11.600	10:11.600		

21 Alex Quinn ARDEN
Formula Alpine

Nr.	In Day Time	In Time	Out Time	Pit Time	T. Pit Time	Handicap	Penalty
1	16:40:55.711	16:40:55.711	16:52:07.307	11:11.596	11:11.596		

22 Zane Maloney R-ACE GP
Formula Alpine

Nr.	In Day Time	In Time	Out Time	Pit Time	T. Pit Time	Handicap	Penalty
1	16:45:00.391	16:45:00.391	16:51:55.365	6:54.974	6:54.974		

26 Grégoire Saucy ART GRAND PRIX
Formula Alpine

Nr.	In Day Time	In Time	Out Time	Pit Time	T. Pit Time	Handicap	Penalty
1	16:45:01.493	16:45:01.493	16:51:01.068	5:59.575	5:59.575		

27 Kas Haverkort R MP MOTORSPORT
Formula Alpine

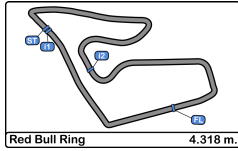
Nr.	In Day Time	In Time	Out Time	Pit Time	T. Pit Time	Handicap	Penalty
1	16:35:16.139	16:35:16.139	16:46:00.980	10:44.841	10:44.841		

30 Michael Belov G4 RACING
Formula Alpine

Nr.	In Day Time	In Time	Out Time	Pit Time	T. Pit Time	Handicap	Penalty
1	16:44:20.387	16:44:20.387	16:50:44.574	6:24.187	6:24.187		

33 Ido Cohen JD MOTORSPORT
Formula Alpine

Nr.	In Day Time	In Time	Out Time	Pit Time	T. Pit Time	Handicap	Penalty
1	16:33:00.507	16:33:00.507	16:35:50.991	2:50.484	2:50.484		
2	16:43:26.218	16:43:26.218	16:52:26.704	9:00.486	11:50.970		



Red Bull Ring

Formula Regional Championship by Alpine

Collective Test 2

Pit Stop Analysis

35 Pietro Delli Guanti R MONOLITE RACING

Formula Alpine

Nr.	In Day Time	In Time	Out Time	Pit Time	T. Pit Time	Handicap	Penalty
1	16:23:54.467	16:23:54.467	16:27:34.894	3:40.427	3:40.427		
2	16:42:42.262	16:42:42.262	16:53:10.969	10:28.707	14:09.134		

41 Emidio Pesce DR FORMULA

Formula Alpine

Nr.	In Day Time	In Time	Out Time	Pit Time	T. Pit Time	Handicap	Penalty
1	16:44:55.784	16:44:55.784	16:52:53.278	7:57.494	7:57.494		

43 Franco Colapinto MP MOTORSPORT

Formula Alpine

Nr.	In Day Time	In Time	Out Time	Pit Time	T. Pit Time	Handicap	Penalty
1	16:41:22.871	16:41:22.871	16:51:22.706	9:59.835	9:59.835		

46 Gabriele Mini R ART GRAND PRIX

Formula Alpine

Nr.	In Day Time	In Time	Out Time	Pit Time	T. Pit Time	Handicap	Penalty
1	16:45:11.070	16:45:11.070	16:51:08.043	5:56.973	5:56.973		

51 Francesco Pizzi R VAN AMERSFOORT RACING

Formula Alpine

Nr.	In Day Time	In Time	Out Time	Pit Time	T. Pit Time	Handicap	Penalty
1	16:36:57.614	16:36:57.614	16:52:11.636	15:14.022	15:14.022		

58 Elias Seppanen R KIC MOTORSPORT

Formula Alpine

Nr.	In Day Time	In Time	Out Time	Pit Time	T. Pit Time	Handicap	Penalty
1	16:41:02.110	16:41:02.110	16:44:32.990	3:30.880	3:30.880		
2	16:50:27.160	16:50:27.160	16:53:45.462	3:18.302	6:49.182		

62 Lorenzo Fluxa VAN AMERSFOORT RACING

Formula Alpine

Nr.	In Day Time	In Time	Out Time	Pit Time	T. Pit Time	Handicap	Penalty
1	16:38:19.803	16:38:19.803	16:52:16.573	13:56.770	13:56.770		

64 Mari Boya R VAN AMERSFOORT RACING

Formula Alpine

Nr.	In Day Time	In Time	Out Time	Pit Time	T. Pit Time	Handicap	Penalty
1	16:40:10.558	16:40:10.558	16:43:49.039	3:38.481	3:38.481		
2	16:49:38.957	16:49:38.957	16:53:15.601	3:36.644	7:15.125		

85 Gabriel Bortoleto R FA RACING

Formula Alpine

Nr.	In Day Time	In Time	Out Time	Pit Time	T. Pit Time	Handicap	Penalty
1	16:41:25.001	16:41:25.001	16:51:46.163	10:21.162	10:21.162		

91 Eduardo Barrichello R JD MOTORSPORT

Formula Alpine

Nr.	In Day Time	In Time	Out Time	Pit Time	T. Pit Time	Handicap	Penalty
1	16:35:49.779	16:35:49.779	16:41:48.074	5:58.295	5:58.295		
2	16:50:47.347	16:50:47.347	16:53:38.478	2:51.131	8:49.426		

96 Oliver Goethe R MP MOTORSPORT

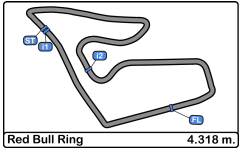
Formula Alpine

Nr.	In Day Time	In Time	Out Time	Pit Time	T. Pit Time	Handicap	Penalty
1	16:35:35.768	16:35:35.768	16:45:44.222	10:08.454	10:08.454		

99 José Garfias R MONOLITE RACING

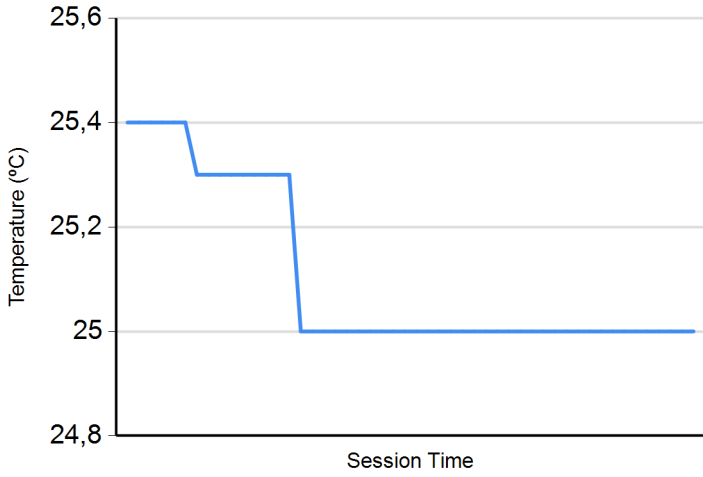
Formula Alpine

Nr.	In Day Time	In Time	Out Time	Pit Time	T. Pit Time	Handicap	Penalty
1	16:23:56.710	16:23:56.710	16:27:49.074	3:52.364	3:52.364		
2	16:41:28.848	16:41:28.848	16:53:25.983	11:57.135	15:49.499		

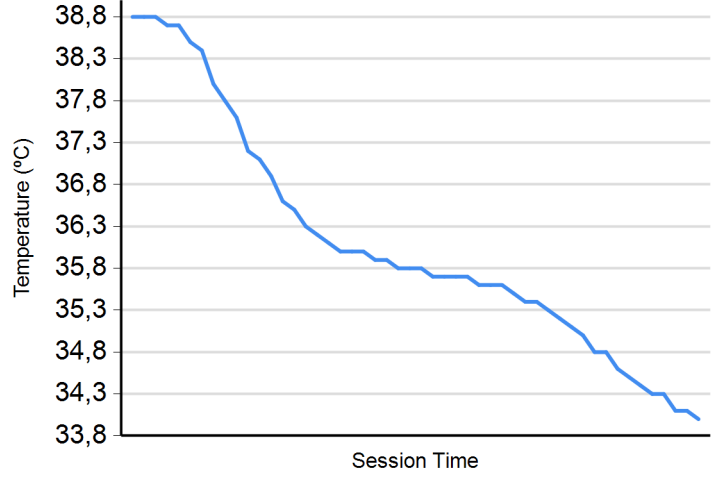


Red Bull Ring
Formula Regional Championship by Alpine
Collective Test 2
Weather Report

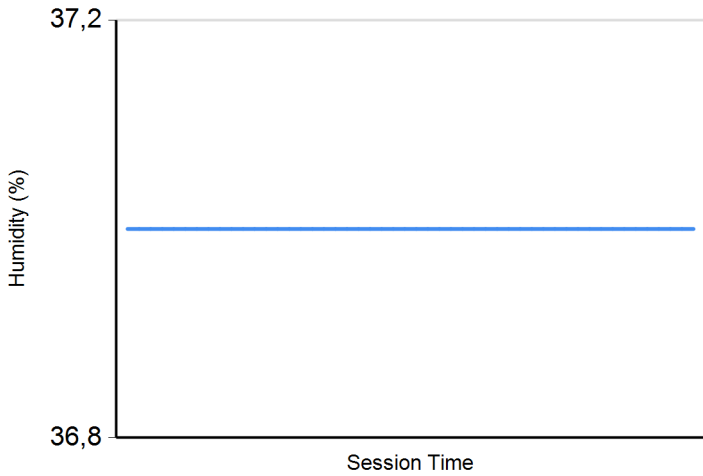
Air Temperature



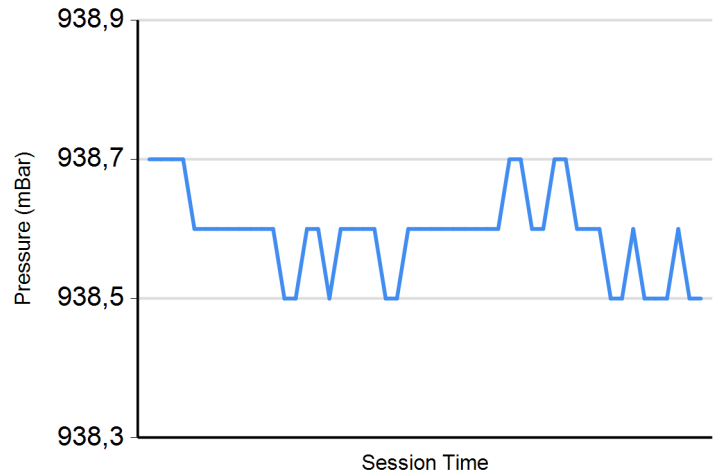
Track Temperature



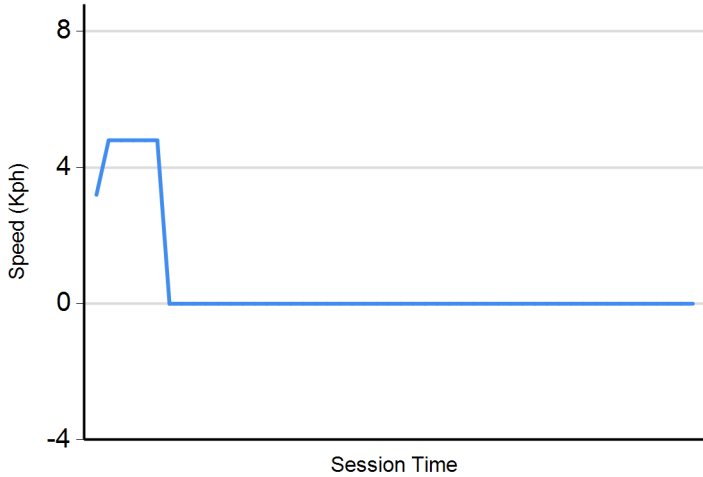
Humidity



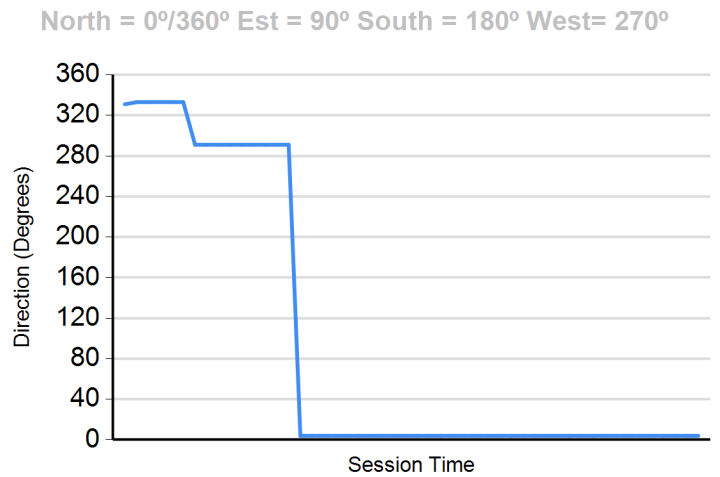
Pressure

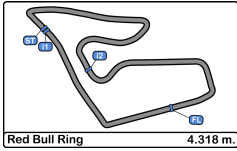


Wind Speed



Wind direction






Red Bull Ring
Formula Regional Championship by Alpine
Collective Test 1 - 2
Combined Results

- CAR 27 LAST AND CURRENT LAPS REMOVED - TRACK LIMITS AT T10
- CAR 51 LAST AND CURRENT LAPS REMOVED - TRACK LIMITS AT T10
- CAR 5 LAST LAP REMOVED - TRACK LIMITS AT T9
- CAR 19 LAST AND CURRENT LAPS REMOVED - TRACK LIMITS AT T10
- CAR 21 LAST AND CURRENT LAPS REMOVED - TRACK LIMITS AT T10
- CAR 16 LAST LAP REMOVED - TRACK LIMITS AT T9
- CARS 33/12 LAST LAP REMOVED - TRACK LIMITS AT T9
- CARS 10/14 LAST LAP REMOVED - TRACK LIMITS AT T9
- CAR 7 LAST AND CURRENT LAPS REMOVED - TRACK LIMITS AT T10
- CARS 99 LAST LAP REMOVED - TRACK LIMITS AT T9
- CARS 22 LAST LAP REMOVED - TRACK LIMITS AT T9
- CAR 12 LAST LAP REMOVED - TRACK LIMITS AT T9
- CARS 14/85 LAST LAP REMOVED - TRACK LIMITS AT T9
- CARS 99 LAST LAP REMOVED - TRACK LIMITS AT T9
- CAR 64 LAST AND CURRENT LAPS REMOVED - TRACK LIMITS AT T10
- CARS 62 LAST LAP REMOVED - TRACK LIMITS AT T9
- CARS 1/33 LAST LAP REMOVED - TRACK LIMITS AT T9
- CAR 46 LAST AND CURRENT LAPS REMOVED - TRACK LIMITS AT T10
- CAR 91 LAST AND CURRENT LAPS REMOVED - TRACK LIMITS AT T10
- CARS 16 LAST LAP REMOVED - TRACK LIMITS AT T9
- CAR 19/14 LAST AND CURRENT LAPS REMOVED - TRACK LIMITS AT T10
- CAR 1 LAST AND CURRENT LAPS REMOVED - TRACK LIMITS AT T10
- CARS 10 LAST LAP REMOVED - TRACK LIMITS AT T9
- CAR 14 LAST AND CURRENT LAPS REMOVED - TRACK LIMITS AT T10
- CARS 17 LAST LAP REMOVED - TRACK LIMITS AT T9
- CAR 64 LAST AND CURRENT LAPS REMOVED - TRACK LIMITS AT T10
- CARS 91 LAST LAP REMOVED - TRACK LIMITS AT T9
- CARS 16 LAST LAP REMOVED - TRACK LIMITS AT T9
- CAR 19 LAST AND CURRENT LAPS REMOVED - TRACK LIMITS AT T10
- CARS 14 LAST LAP REMOVED - TRACK LIMITS AT T9
- CARS 99 LAST LAP REMOVED - TRACK LIMITS AT T9
- CARS 64 LAST LAP REMOVED - TRACK LIMITS AT T9
- CAR 62 LAST AND CURRENT LAPS REMOVED - TRACK LIMITS AT T10
- CAR 1 LAST AND CURRENT LAPS REMOVED - TRACK LIMITS AT T10
- CAR 66 LAST AND CURRENT LAPS REMOVED - TRACK LIMITS AT T10
- CARS 10/12 LAST LAP REMOVED - TRACK LIMITS AT T9
- CARS 99 LAST LAP REMOVED - TRACK LIMITS AT T9
- CARS 15 LAST LAP REMOVED - TRACK LIMITS AT T9
- CARS 35 LAST LAP REMOVED - TRACK LIMITS AT T9

Published at:.....

Stewards:	Race Director:	Timekeeper:  JOB/I-0020-ESP
------------------	-----------------------	---

