

Red Bull Ring
Formula Regional Championship by Alpine
Qualifying - 1
Provisional Results

Red Bull Ring 4.318 m.

Clas	Nº	Driver	Nat	Cat	Clas	Team	Nat	Vehicle	Laps	Best	Time	Gap	Interval	Km/h
1	43	Franco Colapinto	ARG			MP MOTORSPORT	NLD	Formula Alpine	12	11	1:25.403			182.0
2	10	Hadrien David	FRA			R-ACE GP	FRA	Formula Alpine	12	6	1:25.516	0.113	0.113	181.7
3	1	Paul Aron	EST			PREMA POWERTEAM	ITA	Formula Alpine	12	7	1:25.603	0.200	0.087	181.5
4	85	Gabriel Bortoleto	BRA	R	1	FA RACING	ESP	Formula Alpine	12	11	1:25.664	0.261	0.061	181.4
5	21	Alex Quinn	GBR			ARDEN	GBR	Formula Alpine	12	8	1:25.675	0.272	0.011	181.4
6	26	Grégoire Saucy	CHE			ART GRAND PRIX	FRA	Formula Alpine	12	10	1:25.696	0.293	0.021	181.3
7	8	William Alatalo	FIN			ARDEN	GBR	Formula Alpine	11	6	1:25.728	0.325	0.032	181.3
8	6	Isack Hadjar	FRA	R	2	R-ACE GP	FRA	Formula Alpine	11	7	1:25.729	0.326	0.001	181.3
9	22	Zane Maloney	GBR			R-ACE GP	FRA	Formula Alpine	11	9	1:25.756	0.353	0.027	181.2
10	46	Gabriele Mini	ITA	R	3	ART GRAND PRIX	FRA	Formula Alpine	12	11	1:25.759	0.356	0.003	181.2
11	30	Michael Belov	RUS			G4 RACING	CHE	Formula Alpine	11	9	1:25.773	0.370	0.014	181.2
12	64	Mari Boya	ESP	R	4	VAN AMERSFOORT	NLD	Formula Alpine	11	9	1:25.914	0.511	0.141	180.9
13	17	Dino Beganovic	SWE	R	5	PREMA POWERTEAM	ITA	Formula Alpine	12	10	1:25.917	0.514	0.003	180.9
14	12	David Vidales	ESP			PREMA POWERTEAM	ITA	Formula Alpine	11	6	1:26.086	0.683	0.169	180.5
15	35	Pietro Delli Guanti	ITA	R	6	MONOLITE RACING	ITA	Formula Alpine	12	9	1:26.093	0.690	0.007	180.5
16	11	Gianluca Petecof	BRA			KIC MOTORSPORT	FIN	Formula Alpine	11	9	1:26.099	0.696	0.006	180.5
17	27	Kas Haverkort	NLD	R	7	MP MOTORSPORT	NLD	Formula Alpine	12	10	1:26.101	0.698	0.002	180.5
18	96	Oliver Goethe	DNK	R	8	MP MOTORSPORT	NLD	Formula Alpine	12	9	1:26.138	0.735	0.037	180.4
19	5	Patrik Pasma	FIN			ART GRAND PRIX	FRA	Formula Alpine	12	11	1:26.138	0.735	0.000	180.4
20	62	Lorenzo Fluxa	ESP			VAN AMERSFOORT	NLD	Formula Alpine	13	8	1:26.140	0.737	0.002	180.4
21	14	Nicola Marinangeli	ITA			ARDEN	GBR	Formula Alpine	14	13	1:26.157	0.754	0.017	180.4
22	19	Andrea Rosso	ITA	R	9	FA RACING	ESP	Formula Alpine	12	9	1:26.273	0.870	0.116	180.1
23	9	Alexandre Bardinon	FRA			FA RACING	ESP	Formula Alpine	12	10	1:26.292	0.889	0.019	180.1
24	51	Francesco Pizzi	ITA	R	10	VAN AMERSFOORT	NLD	Formula Alpine	15	11	1:26.308	0.905	0.016	180.1
25	91	Eduardo Barrichello	BRA	R	11	JD MOTORSPORT	ITA	Formula Alpine	12	11	1:26.320	0.917	0.012	180.0
26	58	Elias Seppanen	FIN	R	12	KIC MOTORSPORT	FIN	Formula Alpine	12	10	1:26.401	0.998	0.081	179.9
27	16	Tommy Smith	AUS			JD MOTORSPORT	ITA	Formula Alpine	12	11	1:26.584	1.181	0.183	179.5
28	99	José Garfías	MEX	R	13	MONOLITE RACING	ITA	Formula Alpine	12	9	1:26.668	1.265	0.084	179.3
29	2	Nico Gohler	DEU	R	14	KIC MOTORSPORT	FIN	Formula Alpine	13	10	1:26.862	1.459	0.194	178.9
30	41	Emidio Pesce	ITA			DR FORMULA	PRT	Formula Alpine	11	9	1:27.093	1.690	0.231	178.4
31	7	Axel Gnos	CHE	R	15	G4 RACING	CHE	Formula Alpine	11	6	1:27.316	1.913	0.223	178.0
32	15	Léna Buhler	CHE	R	16	R-ACE GP	FRA	Formula Alpine	11	8	1:27.452	2.049	0.136	177.7
33	33	Ido Cohen	ISR			JD MOTORSPORT	ITA	Formula Alpine	2	2	2:05.574	40.171	38.122	123.7

*** PENALTIES**

CAR 51 - LAST LAP REMOVED - TRACK LIMITS AT T9

CAR 30-22-99-15 - LAST LAP REMOVED - TRACK LIMITS AT T9

CARS 51-14 - LAST LAP REMOVED - TRACK LIMITS AT T9

CAR 85 - LAST AND CURRENT LAP REMOVED - TRACK LIMITS AT T10

CARS 16- LAST LAP REMOVED - TRACK LIMITS AT T9

CAR 99 - LAST AND CURRENT LAP REMOVED - TRACK LIMITS AT T10

CARS 14- LAST LAP REMOVED - TRACK LIMITS AT T9

CAR 9 LAST LAP REMOVED - TRACK LIMITS AT T9

CAR 7 - LAST AND CURRENT LAP REMOVED - TRACK LIMITS AT T10

CAR 62 - LAST LAP REMOVED - TRACK LIMITS AT T9

CAR 51 - LAST AND CURRENT LAP REMOVED - TRACK LIMITS AT T10


Published at:.....

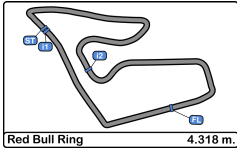
Track Temp: **23.6 °C** Air Temp: **14.0 °C** Humidity: **76 %** Track Status: **DRY**

Stewards:

Race Director:

Timekeeper:


 Luis Angel Garcia Nuñez
 JOB/I-0020-ESP



Red Bull Ring
Formula Regional Championship by Alpine
Qualifying - 1
Provisional Results

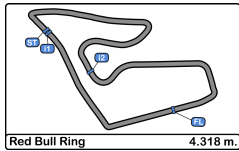
- CAR 96/16 - LAST LAP REMOVED - TRACK LIMITS AT T9
CAR 19 - LAST AND CURRENT LAP REMOVED - TRACK LIMITS AT T10
CAR 41- LAST LAP REMOVED - TRACK LIMITS AT T9
CAR 11 - LAST AND CURRENT LAP REMOVED - TRACK LIMITS AT T10
CAR 64- LAST LAP REMOVED - TRACK LIMITS AT T9
CAR 30/1- LAST LAP REMOVED - TRACK LIMITS AT T9
CAR 58- LAST LAP REMOVED - TRACK LIMITS AT T9
CAR 27- LAST LAP REMOVED - TRACK LIMITS AT T9
CAR 27/9- LAST LAP REMOVED - TRACK LIMITS AT T9

Published at:.....


































Track Temp: 23.6 °C Air Temp: 14.0 °C Humidity: 76 % Track Status: DRY

Table with 3 columns: Stewards, Race Director, Timekeeper. Includes signature of Luis Angel Garcia Nuñez and job ID JOB/I-0020-ESP.
















Red Bull Ring
Formula Regional Championship by Alpine
Qualifying - 1
Provisional Results by Category

Clas	Nº	Driver	Nat	Cat	Clas	Team	Nat	Vehicle	Laps	Best	Time	Gap	Interval	Km/h	
1	43	Franco Colapinto		ARG		MP MOTORSPORT		NLD	Formula Alpine	12	11	1:25.403		182.0	
2	10	Hadrien David		FRA		R-ACE GP		FRA	Formula Alpine	12	6	1:25.516	0.113	0.113	181.7
3	1	Paul Aron		EST		PREMA POWERTEAM		ITA	Formula Alpine	12	7	1:25.603	0.200	0.087	181.5
4	21	Alex Quinn		GBR		ARDEN		GBR	Formula Alpine	12	8	1:25.675	0.272	0.072	181.4
5	26	Grégoire Saucy		CHE		ART GRAND PRIX		FRA	Formula Alpine	12	10	1:25.696	0.293	0.021	181.3
6	8	William Alatalo		FIN		ARDEN		GBR	Formula Alpine	11	6	1:25.728	0.325	0.032	181.3
7	22	Zane Maloney		BRA		R-ACE GP		FRA	Formula Alpine	11	9	1:25.756	0.353	0.028	181.2
8	30	Michael Belov		BUL		G4 RACING		CHE	Formula Alpine	11	9	1:25.773	0.370	0.017	181.2
9	12	David Vidales		ESP		PREMA POWERTEAM		ITA	Formula Alpine	11	6	1:26.086	0.683	0.313	180.5
10	11	Gianluca Petecof		BRA		KIC MOTORSPORT		FIN	Formula Alpine	11	9	1:26.099	0.696	0.013	180.5
11	5	Patrik Pasma		FIN		ART GRAND PRIX		FRA	Formula Alpine	12	11	1:26.138	0.735	0.039	180.4
12	62	Lorenzo Fluxa		ESP		VAN AMERSFOORT		NLD	Formula Alpine	13	8	1:26.140	0.737	0.002	180.4
13	14	Nicola Marinangeli		ITA		ARDEN		GBR	Formula Alpine	14	13	1:26.157	0.754	0.017	180.4
14	9	Alexandre Bardinon		FRA		FA RACING		ESP	Formula Alpine	12	10	1:26.292	0.889	0.135	180.1
15	16	Tommy Smith		AUS		JD MOTORSPORT		ITA	Formula Alpine	12	11	1:26.584	1.181	0.292	179.5
16	41	Emidio Pesce		ITA		DR FORMULA		PRT	Formula Alpine	11	9	1:27.093	1.690	0.509	178.4
17	33	Ido Cohen		ISR		JD MOTORSPORT		ITA	Formula Alpine	2	2	2:05.574	40.171	38.481	123.7

Rookie

1	85	Gabriel Bortoleto		BRA	R	1	FA RACING		ESP	Formula Alpine	12	11	1:25.664		181.4	
2	6	Isack Hadjar		FRA	R	2	R-ACE GP		FRA	Formula Alpine	11	7	1:25.729	0.065	0.065	181.3
3	46	Gabriele Mini		ITA	R	3	ART GRAND PRIX		FRA	Formula Alpine	12	11	1:25.759	0.095	0.030	181.2
4	64	Mari Boya		ESP	R	4	VAN AMERSFOORT		NLD	Formula Alpine	11	9	1:25.914	0.250	0.155	180.9
5	17	Dino Beganovic		SWE	R	5	PREMA POWERTEAM		ITA	Formula Alpine	12	10	1:25.917	0.253	0.003	180.9
6	35	Pietro Delli Guanti		ITA	R	6	MONOLITE RACING		ITA	Formula Alpine	12	9	1:26.093	0.429	0.176	180.5
7	27	Kas Haverkort		NLD	R	7	MP MOTORSPORT		NLD	Formula Alpine	12	10	1:26.101	0.437	0.008	180.5
8	96	Oliver Goethe		DNK	R	8	MP MOTORSPORT		NLD	Formula Alpine	12	9	1:26.138	0.474	0.037	180.4
9	19	Andrea Rosso		ITA	R	9	FA RACING		ESP	Formula Alpine	12	9	1:26.273	0.609	0.135	180.1
10	51	Francesco Pizzi		ITA	R	10	VAN AMERSFOORT		NLD	Formula Alpine	15	11	1:26.308	0.644	0.035	180.1
11	91	Eduardo Barrichello		BRA	R	11	JD MOTORSPORT		ITA	Formula Alpine	12	11	1:26.320	0.656	0.012	180.0
12	58	Elias Seppanen		FIN	R	12	KIC MOTORSPORT		FIN	Formula Alpine	12	10	1:26.401	0.737	0.081	179.9
13	99	José Garfias		MEX	R	13	MONOLITE RACING		ITA	Formula Alpine	12	9	1:26.668	1.004	0.267	179.3
14	2	Nico Gohler		DEU	R	14	KIC MOTORSPORT		FIN	Formula Alpine	13	10	1:26.862	1.198	0.194	178.9
15	7	Axel Gnos		CHE	R	15	G4 RACING		CHE	Formula Alpine	11	6	1:27.316	1.652	0.454	178.0
16	15	Léna Buhler		CHE	R	16	R-ACE GP		FRA	Formula Alpine	11	8	1:27.452	1.788	0.136	177.7

* PENALTIES

CAR 51 - LAST LAP REMOVED - TRACK LIMITS AT T9

CAR 30-22-99-15 - LAST LAP REMOVED - TRACK LIMITS AT T9

CARS 51-14 - LAST LAP REMOVED - TRACK LIMITS AT T9

CAR 85 - LAST AND CURRENT LAP REMOVED - TRACK LIMITS AT T10

CARS 16- LAST LAP REMOVED - TRACK LIMITS AT T9

CAR 99 - LAST AND CURRENT LAP REMOVED - TRACK LIMITS AT T10

CARS 14- LAST LAP REMOVED - TRACK LIMITS AT T9

CAR 9 LAST LAP REMOVED - TRACK LIMITS AT T9

CAR 7 - LAST AND CURRENT LAP REMOVED - TRACK LIMITS AT T10

CAR 62 - LAST LAP REMOVED - TRACK LIMITS AT T9


Published at:.....

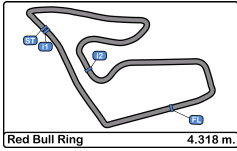
Track Temp: **23.6 °C** Air Temp: **14.0 °C** Humidity: **76 %** Track Status: **DRY**

Stewards:

Race Director:

Timekeeper:


 Luis Angel Garcia Nuñez
 JOB/I-0020-ESP



Red Bull Ring
Formula Regional Championship by Alpine
Qualifying - 1
Provisional Results by Category

- CAR 51 - LAST AND CURRENT LAP REMOVED - TRACK LIMITS AT T10
CAR 96/16 - LAST LAP REMOVED - TRACK LIMITS AT T9
CAR 19 - LAST AND CURRENT LAP REMOVED - TRACK LIMITS AT T10
CAR 41- LAST LAP REMOVED - TRACK LIMITS AT T9
CAR 11 - LAST AND CURRENT LAP REMOVED - TRACK LIMITS AT T10
CAR 64- LAST LAP REMOVED - TRACK LIMITS AT T9
CAR 30/1- LAST LAP REMOVED - TRACK LIMITS AT T9
CAR 58- LAST LAP REMOVED - TRACK LIMITS AT T9
CAR 27- LAST LAP REMOVED - TRACK LIMITS AT T9
CAR 27/9- LAST LAP REMOVED - TRACK LIMITS AT T9

Published at:.....

Track Temp: 23.6 °C Air Temp: 14.0 °C Humidity: 76 % Track Status: DRY

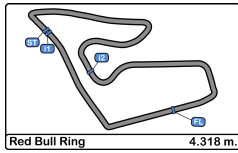
Stewards:

Race Director:

Timekeeper:

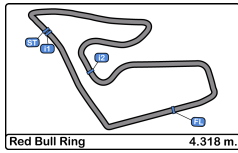
Signature of Luis Angel Garcia Nuñez
Luis Angel Garcia Nuñez
JOB/I-0020-ESP





Red Bull Ring
Formula Regional Championship by Alpine
Qualifying - 1
Lap Analysis

1 Paul Aron Formula Alpine							6 Isack Hadjar Formula Alpine						
PREMA POWERTEAM							Rookie R-ACE GP						
Lap D	Time	Sector 1	Sector 2	Sector 3	T. Spd	Elapsed	Lap D	Time	Sector 1	Sector 2	Sector 3	T. Spd	Elapsed
1	9:26:01.851	9:24:47.350	44.887	29.614	159.2	9:26:01.851	1	9:27:07.585	9:25:48.402	46.178	33.005	188.1	9:27:07.585
2	1:34.412	23.813	42.094	28.505	167.7	9:27:36.263	2	1:40.750	28.786	43.489	28.475	158.5	9:28:48.335
3	1:40.160	23.674	41.189	35.297	193.8	9:29:16.423	3	1:31.265	22.983	40.827	27.455	210.9	9:30:19.600
4	1:28.817	22.276	39.207	27.334	221.7	9:30:45.240	4	1:26.555	22.012	38.858	25.685	223.6	9:31:46.155
5	1:26.091	21.941	38.490	25.660	223.1	9:32:11.331	5	1:26.058	21.904	38.540	25.614	224.0	9:33:12.213
6	1:25.761	21.839	38.430	25.492	223.1	9:33:37.092	6	1:25.901	21.849	38.570	25.482	224.0	9:34:38.114
7	1:25.603	21.711	38.400	25.492	224.0	9:35:02.695	7	1:25.729	21.762	38.478	25.489	224.0	9:36:03.843
8	1:25.906	21.732	38.531	25.643	223.6	9:36:28.601	8	1:35.789	24.030	45.023	26.736	206.5	9:37:39.632
9	1:27.454	21.755	39.059	26.640	223.1	9:37:56.055	9	1:25.859	21.823	38.514	25.522	224.5	9:39:05.491
10	1:25.823	21.856	38.358	25.609	223.1	9:39:21.878	10	1:25.815	21.749	38.548	25.518	224.0	9:40:31.306
11	1:25.743	21.760	38.360	25.623	224.0	9:40:47.621	11	2:03.786 P	28.808	51.416	43.562	185.8	9:42:35.092
12	2:04.657 P	27.087	48.931	48.639	167.7	9:42:52.278							
2 Nico Gohler Formula Alpine							7 Axel Gnos Formula Alpine						
Rookie KIC MOTORSPORT							Rookie G4 RACING						
Lap D	Time	Sector 1	Sector 2	Sector 3	T. Spd	Elapsed	Lap D	Time	Sector 1	Sector 2	Sector 3	T. Spd	Elapsed
1	9:24:23.905	9:23:02.443	48.334	33.128	148.1	9:24:23.905	1	9:25:01.193	9:23:42.210	46.239	32.744	172.8	9:25:01.193
2	1:33.958	23.304	42.567	28.087	214.7	9:25:57.863	2	1:39.926	24.705	44.616	30.605	213.0	9:26:41.119
3	1:31.459	23.338	40.560	27.561	212.5	9:27:29.322	3	1:34.793	23.326	42.317	29.150	197.8	9:28:15.912
4	1:31.479	22.942	39.787	28.750	215.5	9:29:00.801	4	1:29.103	22.183	39.307	27.613	221.7	9:29:45.015
5	1:29.559	22.238	39.003	28.318	221.7	9:30:30.360	5	1:38.206	22.102	44.734	31.370	220.8	9:31:23.221
6	1:34.748	22.185	45.761	26.802	222.2	9:32:05.108	6	1:27.316	22.146	38.990	26.180	222.6	9:32:50.537
7	1:27.315	22.273	39.021	26.021	221.7	9:33:32.423	7	1:30.228	22.119	40.853	27.256	222.2	9:34:20.765
8	1:26.990	22.192	38.919	25.879	221.3	9:34:59.413	8	1:32.885	22.092	39.439	31.354	221.7	9:35:53.650
9	1:26.911	22.133	38.838	25.940	221.7	9:36:26.324	9	1:26.950	22.058	38.897	25.995	223.1	9:37:20.600
10	1:26.862	22.089	38.775	25.998	222.2	9:37:53.186	10	1:26.790	22.093	38.758	25.939	222.2	9:38:47.390
11	1:26.890	22.102	38.849	25.939	221.7	9:39:20.076	11	1:43.122 P	21.913	41.282	39.927	222.6	9:40:30.512
12	1:26.930	22.050	38.895	25.985	222.6	9:40:47.006							
13	1:58.294 P	24.239	50.868	43.187	178.2	9:42:45.300							
5 Patrik Pasma Formula Alpine							8 William Alatalo Formula Alpine						
ART GRAND PRIX							ARDEN						
Lap D	Time	Sector 1	Sector 2	Sector 3	T. Spd	Elapsed	Lap D	Time	Sector 1	Sector 2	Sector 3	T. Spd	Elapsed
1	9:26:10.164	9:24:53.188	47.115	29.861	167.7	9:26:10.164	1	9:26:18.471	9:25:03.087	46.259	29.125	180.0	9:26:18.471
2	1:37.224	25.623	43.327	28.274	180.3	9:27:47.388	2	1:48.499	24.019	46.488	37.992	186.5	9:28:06.970
3	1:39.137	24.767	42.780	31.590	188.4	9:29:26.525	3	1:40.661	22.473	39.988	38.200	220.4	9:29:47.631
4	1:28.711	22.158	39.309	27.244	224.0	9:30:55.236	4	1:47.253	22.473	49.350	35.430	222.2	9:31:34.884
5	1:26.774	22.047	38.726	26.001	224.5	9:32:22.010	5	1:26.674	21.961	38.899	25.814	223.1	9:33:01.558
6	1:26.502	21.974	38.654	25.874	224.5	9:33:48.512	6	1:25.728	21.737	38.556	25.435	223.6	9:34:27.286
7	1:26.166	21.811	38.455	25.900	224.0	9:35:14.678	7	1:32.863	21.678	39.966	31.219	224.5	9:36:00.149
8	1:30.037	21.968	41.652	26.417	225.4	9:36:44.715	8	1:26.397	21.924	38.715	25.758	223.6	9:37:26.546
9	1:26.234	21.919	38.444	25.871	224.0	9:38:10.949	9	1:25.862	21.859	38.471	25.532	223.1	9:38:52.408
10	1:26.149	21.875	38.437	25.837	224.0	9:39:37.098	10	1:25.804	21.814	38.442	25.548	223.1	9:40:18.212
11	1:26.138	21.931	38.407	25.800	224.5	9:41:03.236	11	1:50.076 P	24.382	46.694	39.000	150.8	9:42:08.288
12	2:01.612 P	24.158	46.395	51.059	177.0	9:43:04.848							



Red Bull Ring
Formula Regional Championship by Alpine
Qualifying - 1
Lap Analysis

9

Alexandre Bardinon

Formula Alpine 12

David Vidales

Formula Alpine

FA RACING

PREMA POWERTEAM

Lap D	Time	Sector 1	Sector 2	Sector 3	T. Spd	Elapsed	Lap D	Time	Sector 1	Sector 2	Sector 3	T. Spd	Elapsed
1	9:26:17.331	9:24:59.085	47.400	30.846	179.1	9:26:17.331	1	9:25:59.741	9:24:43.397	46.562	29.782	177.6	9:25:59.741
2	1:43.464	24.622	47.718	31.124	155.8	9:28:00.795	2	1:34.791	24.445	41.895	28.451	182.1	9:27:34.532
3	1:39.921	23.010	43.527	33.384	216.0	9:29:40.716	3	1:38.178	23.495	40.110	34.573	216.4	9:29:12.710
4	1:32.016	22.770	40.709	28.537	199.2	9:31:12.732	4	1:28.899	22.335	39.930	26.634	221.3	9:30:41.609
5	1:27.418	22.103	38.943	26.372	223.6	9:32:40.150	5	1:27.967	22.000	38.781	27.186	222.6	9:32:09.576
6	1:27.159	22.017	38.982	26.160	223.6	9:34:07.309	6	1:26.086	21.900	38.568	25.618	223.1	9:33:35.662
7	1:27.665	22.029	39.438	26.198	223.6	9:35:34.974	7	1:29.884	21.890	41.894	26.100	223.6	9:35:05.546
8	1:26.744	21.914	38.792	26.005	225.4	9:37:01.685	8	1:26.170	21.862	38.419	25.889	224.5	9:36:31.716
9	1:26.494	21.916	38.622	25.956	225.0	9:38:28.179	9	1:26.139	21.916	38.440	25.783	223.6	9:37:57.855
10	1:26.292	21.763	38.675	25.854	225.0	9:39:54.471	10	1:27.680	21.871	39.832	25.977	225.0	9:39:25.535
11	1:26.538	21.872	38.768	25.898	223.6	9:41:21.009	11	1:36.043 P	21.991	38.699	35.353	222.6	9:41:01.578
12	2:03.789 P	22.928	47.167	53.694	177.9	9:43:24.798							

10

Hadrien David

Formula Alpine

Nicola Marinangeli

Formula Alpine

R-ACE GP

ARDEN

Lap D	Time	Sector 1	Sector 2	Sector 3	T. Spd	Elapsed	Lap D	Time	Sector 1	Sector 2	Sector 3	T. Spd	Elapsed
1	9:26:12.707	9:24:55.994	46.381	30.332	183.9	9:26:12.707	1	9:23:26.234	9:22:14.694	43.071	28.469	195.2	9:23:26.234
2	1:37.145	24.787	43.163	29.195	170.8	9:27:49.852	2	1:32.189	23.273	41.211	27.705	217.3	9:24:58.423
3	1:42.678	24.507	45.194	32.977	188.1	9:29:32.530	3	1:49.141	23.609	55.359	30.173	175.6	9:26:47.564
4	1:27.814	21.987	39.423	26.404	223.6	9:31:00.344	4	1:39.368	22.420	49.858	27.090	175.8	9:28:26.932
5	1:26.135	21.837	38.545	25.753	224.5	9:32:26.479	5	1:27.148	22.042	39.055	26.051	222.6	9:29:54.080
6	1:25.516	21.705	38.226	25.585	225.4	9:33:51.995	6	1:26.428	21.872	38.742	25.814	224.0	9:32:47.532
7	1:28.295	21.601	39.973	26.721	227.8	9:35:20.290	7	1:26.452	21.777	38.657	25.718	225.0	9:34:13.684
8	1:25.591	21.737	38.261	25.593	225.9	9:36:45.881	8	1:26.437	21.827	38.833	25.777	223.6	9:35:40.121
9	1:27.593	21.587	39.919	26.087	227.3	9:38:13.474	9	1:26.464	21.857	38.767	25.840	223.1	9:37:06.585
10	1:25.997	21.865	38.455	25.677	225.4	9:39:39.471	10	1:26.227	21.751	38.820	25.656	224.0	9:38:32.812
11	1:25.707	21.739	38.386	25.582	225.0	9:41:05.178	11	1:26.415	22.029	38.595	25.791	222.6	9:39:59.227
12	2:02.465 P	24.801	46.717	50.947	170.0	9:43:07.643	12	1:26.157	21.815	38.782	25.560	222.6	9:41:25.384
							13	2:02.831 P	27.086	46.003	49.742	160.2	9:43:28.215

11

Gianluca Petecof

Formula Alpine

Léna Buhler

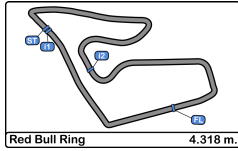
Formula Alpine

KIC MOTORSPORT

Rookie

R-ACE GP

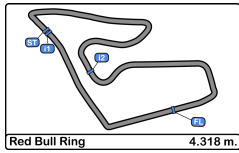
Lap D	Time	Sector 1	Sector 2	Sector 3	T. Spd	Elapsed	Lap D	Time	Sector 1	Sector 2	Sector 3	T. Spd	Elapsed
1	9:26:07.772	9:24:48.148	49.741	29.883	148.9	9:26:07.772	1	9:27:08.086	9:25:49.375	46.076	32.635	183.0	9:27:08.086
2	1:35.552	24.542	42.969	28.041	201.4	9:27:43.324	2	1:42.681	29.287	44.155	29.239	162.6	9:28:50.767
3	2:03.634	23.372	1:00.734	39.528	175.3	9:29:46.958	3	1:35.966	23.290	42.849	29.827	213.8	9:30:26.733
4	1:43.687	25.753	43.117	34.817	199.6	9:31:30.645	4	1:32.317	22.433	43.351	26.533	221.7	9:31:59.050
5	1:28.032	22.174	39.697	26.161	221.3	9:32:58.677	5	1:27.096	22.342	39.430	26.224	222.2	9:33:27.046
6	1:26.854	22.089	38.999	25.766	221.3	9:34:25.531	6	1:27.933	22.329	39.275	26.329	221.7	9:34:54.979
7	1:26.495	22.020	38.766	25.709	222.2	9:35:52.026	7	1:27.831	22.171	39.456	26.204	222.2	9:36:22.810
8	1:26.299	21.935	38.641	25.723	221.7	9:37:18.325	8	1:27.452	22.189	39.067	26.196	221.7	9:37:50.262
9	1:26.099	21.917	38.555	25.627	222.2	9:38:44.424	9	1:27.483	22.151	39.149	26.183	222.2	9:39:17.745
10	1:26.154	21.916	38.698	25.540	222.2	9:40:10.578	10	1:27.958	22.321	39.298	26.339	221.7	9:40:45.703
11	1:51.362 P	25.862	47.483	38.017	150.8	9:42:01.940	11	1:57.036 P	24.092	46.786	46.158	190.4	9:42:42.739


 Red Bull Ring
Formula Regional Championship by Alpine
Qualifying - 1
Lap Analysis

16 Tommy Smith Formula Alpine 21 Alex Quinn Formula Alpine							JD MOTORSPORT ARDEN						
Lap D	Time	Sector 1	Sector 2	Sector 3	T. Spd	Elapsed	Lap D	Time	Sector 1	Sector 2	Sector 3	T. Spd	Elapsed
1	9:26:02.454	9:24:47.911	44.882	29.661	175.8	9:26:02.454	1	9:26:13.494	9:24:56.906	46.331	30.257	200.3	9:26:13.494
2	1:35.114	23.696	43.292	28.126	207.2	9:27:37.568	2	1:37.408	24.784	43.921	28.703	197.0	9:27:50.902
3	1:41.677	23.372	42.925	35.380	170.6	9:29:19.245	3	1:45.292	23.946	46.924	34.422	192.8	9:29:36.194
4	1:28.597	22.266	39.180	27.151	222.2	9:30:47.842	4	1:27.132	22.136	38.930	26.066	223.1	9:31:03.326
5	1:27.410	22.074	39.179	26.157	222.6	9:32:15.252	5	1:26.444	21.944	38.631	25.869	224.5	9:32:29.770
6	1:26.884	21.977	38.900	26.007	222.6	9:33:42.136	6	1:25.823	21.744	38.468	25.611	225.9	9:33:55.593
7	1:27.000	22.016	38.907	26.077	222.6	9:35:09.136	7	1:27.055	21.809	38.318	26.928	225.0	9:35:22.648
8	1:26.850	22.020	38.807	26.023	221.7	9:36:35.986	8	1:25.675	21.740	38.301	25.634	225.4	9:36:48.323
9	1:27.071	21.921	39.132	26.018	222.6	9:38:03.057	9	1:29.154	21.698	39.263	28.193	224.5	9:38:17.477
10	1:27.064	22.027	39.024	26.013	222.2	9:39:30.121	10	1:25.936	21.825	38.432	25.679	224.5	9:39:43.413
11	1:26.584	21.964	38.715	25.905	221.7	9:40:56.705	11	1:25.878	21.796	38.403	25.679	223.6	9:41:09.291
12	1:59.208 P	23.590	45.809	49.809	190.1	9:42:55.913	12	2:02.634 P	25.486	51.204	45.944	155.1	9:43:11.925

17 Dino Beganovic Formula Alpine 22 Zane Maloney Formula Alpine							PREMA POWERTEAM R-ACE GP						
Lap D	Time	Sector 1	Sector 2	Sector 3	T. Spd	Elapsed	Lap D	Time	Sector 1	Sector 2	Sector 3	T. Spd	Elapsed
1	9:26:15.669	9:25:02.624	44.187	28.858	175.8	9:26:15.669	1	9:27:06.102	9:25:47.041	45.343	33.718	195.6	9:27:06.102
2	1:40.108	24.754	47.777	27.577	160.2	9:27:55.777	2	1:43.310	30.670	43.774	28.866	160.0	9:28:49.412
3	1:42.900	23.212	46.517	33.171	206.8	9:29:38.677	3	1:33.087	23.231	41.959	27.897	196.3	9:30:22.499
4	1:36.058	25.389	42.229	28.440	212.5	9:31:14.735	4	1:26.403	21.921	38.745	25.737	224.0	9:31:48.902
5	1:26.614	21.955	38.697	25.962	224.0	9:32:41.349	5	1:26.098	21.921	38.501	25.676	224.0	9:33:15.000
6	1:26.295	21.833	38.683	25.779	225.0	9:34:07.644	6	1:25.781	21.734	38.381	25.666	224.5	9:34:40.781
7	1:26.431	21.790	38.746	25.895	227.8	9:35:34.075	7	1:27.365	21.754	39.073	26.538	224.5	9:36:08.146
8	1:25.985	21.888	38.426	25.671	223.1	9:37:00.060	8	1:25.907	21.807	38.410	25.690	223.6	9:37:34.053
9	1:26.248	21.785	38.468	25.995	224.0	9:38:26.308	9	1:25.756	21.758	38.384	25.614	224.0	9:38:59.809
10	1:25.917	21.766	38.408	25.743	224.0	9:39:52.225	10	1:34.334	21.786	44.596	27.952	224.5	9:40:34.143
11	1:25.919	21.817	38.494	25.608	224.0	9:41:18.144	11	2:02.896 P	25.864	53.205	43.827	182.1	9:42:37.039
12	1:56.311 P	24.936	45.695	45.680	169.2	9:43:14.455							

19 Andrea Rosso Formula Alpine 26 Grégoire Saucy Formula Alpine							ART GRAND PRIX						
Lap D	Time	Sector 1	Sector 2	Sector 3	T. Spd	Elapsed	Lap D	Time	Sector 1	Sector 2	Sector 3	T. Spd	Elapsed
1	9:26:14.323	9:24:57.675	46.238	30.410	192.1	9:26:14.323	1	9:26:09.546	9:24:52.413	47.066	30.067	176.1	9:26:09.546
2	1:37.625	24.341	44.576	28.708	190.4	9:27:51.948	2	1:37.062	25.383	43.167	28.512	190.8	9:27:46.608
3	1:46.087	24.148	48.011	33.928	189.4	9:29:38.035	3	1:38.119	24.875	42.105	31.139	190.8	9:29:24.727
4	1:29.022	22.229	39.689	27.104	223.6	9:31:07.057	4	1:29.043	22.147	40.108	26.788	224.0	9:30:53.770
5	1:26.824	21.996	38.781	26.047	224.0	9:32:33.881	5	1:26.626	22.043	38.701	25.882	224.0	9:32:20.396
6	1:26.495	21.974	38.727	25.794	223.1	9:34:00.376	6	1:26.377	21.927	38.613	25.837	224.5	9:33:46.773
7	1:26.281	21.920	38.604	25.757	223.6	9:35:26.657	7	1:26.968	21.757	38.752	26.459	225.9	9:35:13.741
8	1:27.806	21.786	39.737	26.283	223.6	9:36:54.463	8	1:26.077	21.790	38.450	25.837	225.4	9:36:39.818
9	1:26.273	21.822	38.636	25.815	223.6	9:38:20.736	9	1:27.555	21.743	39.763	26.049	226.4	9:38:07.373
10	1:26.933	21.811	38.484	25.738	225.0	9:39:46.769	10	1:25.696	21.746	38.335	25.615	225.9	9:39:33.069
11	1:26.823	21.769	38.449	25.605	224.5	9:41:12.592	11	1:25.843	21.705	38.388	25.750	226.4	9:40:58.912
12	2:04.804 P	24.254	50.458	50.092	161.6	9:43:17.396	12	2:01.958 P	24.406	46.092	51.460	189.1	9:43:00.870



Red Bull Ring
Formula Regional Championship by Alpine
Qualifying - 1
Lap Analysis

27

Kas Haverkort

Formula Alpine 35

Pietro Delli Guanti

Formula Alpine

Rookie

MP MOTORSPORT

Rookie

MONOLITE RACING

Lap	D	Time	Sector 1	Sector 2	Sector 3	T. Spd	Elapsed	Lap	D	Time	Sector 1	Sector 2	Sector 3	T. Spd	Elapsed
1		9:26:26.852	9:25:10.301	45.900	30.651	190.8	9:26:26.852	1		9:25:45.284	9:24:22.366	51.697	31.221	157.2	9:25:45.284
2		1:34.521	23.409	42.054	29.058	216.4	9:28:01.373	2		1:33.362	24.918	41.415	27.029	200.7	9:27:18.646
3		1:37.360	22.768	42.236	32.356	219.9	9:29:38.733	3		1:31.322	23.215	40.141	27.966	211.3	9:28:49.968
4		1:29.384	22.564	39.255	27.565	219.9	9:31:08.117	4		1:34.561	23.415	43.183	27.963	201.1	9:30:24.529
5		1:26.781	21.970	38.725	26.086	225.0	9:32:34.898	5		1:26.718	21.959	38.708	26.051	225.0	9:31:51.247
6		1:26.375	21.901	38.682	25.792	224.5	9:34:01.273	6		1:26.721	21.919	38.803	25.999	224.5	9:33:17.968
7		1:26.207	21.888	38.555	25.764	224.5	9:35:27.480	7		1:26.344	21.789	38.634	25.921	224.5	9:34:44.312
8		1:28.137	21.848	40.418	25.871	225.0	9:36:55.617	8		1:26.442	21.902	38.717	25.823	224.0	9:36:10.754
9		1:26.248	21.799	38.656	25.793	224.5	9:38:21.865	9		1:26.093	21.782	38.579	25.732	225.4	9:37:36.847
10		1:26.101	21.826	38.540	25.735	224.5	9:39:47.966	10		1:26.294	21.818	38.632	25.844	224.5	9:39:03.141
11		1:26.240	21.840	38.656	25.744	223.6	9:41:14.206	11		1:26.441	21.847	38.726	25.868	225.0	9:40:29.582
12		1:58.896 P	23.162	50.776	44.958	161.9	9:43:13.102	12		2:00.012 P	26.588	51.087	42.337	162.4	9:42:29.594

30

Michael Belov

Formula Alpine 41

Emidio Pesce

Formula Alpine

G4 RACING

DR FORMULA

Lap	D	Time	Sector 1	Sector 2	Sector 3	T. Spd	Elapsed	Lap	D	Time	Sector 1	Sector 2	Sector 3	T. Spd	Elapsed
1		9:27:11.441	9:25:57.077	44.699	29.665	178.5	9:27:11.441	1		9:26:19.263	9:25:03.378	46.488	29.397	183.3	9:26:19.263
2		1:35.121	25.232	41.938	27.951	208.4	9:28:46.562	2		1:42.080	24.422	46.437	31.221	191.8	9:28:01.343
3		1:29.805	22.788	40.352	26.665	218.1	9:30:16.367	3		1:40.280	24.009	43.316	32.955	215.1	9:29:41.623
4		1:26.370	21.963	38.687	25.720	221.7	9:31:42.737	4		1:35.804	23.465	42.341	29.998	215.1	9:31:17.427
5		1:26.626	21.905	38.646	26.075	223.1	9:33:09.363	5		1:28.340	22.492	39.440	26.408	222.2	9:32:45.767
6		1:26.076	21.888	38.616	25.572	222.6	9:34:35.439	6		1:27.171	22.124	38.943	26.104	222.6	9:34:12.938
7		1:34.110	21.839	45.203	27.068	223.1	9:36:09.549	7		1:29.888	23.917	39.471	26.500	220.4	9:35:42.826
8		1:31.551	21.807	42.481	27.263	224.5	9:37:41.100	8		1:27.208	22.137	38.952	26.119	222.2	9:37:10.034
9		1:25.773	21.781	38.516	25.476	224.5	9:39:06.873	9		1:27.093	22.119	38.888	26.086	222.6	9:38:37.127
10		1:25.803	21.723	38.488	25.592	225.0	9:40:32.676	10		1:26.748	21.986	38.855	25.877	223.1	9:40:03.845
11		2:15.313 P	31.867	54.884	48.562	129.9	9:42:47.989	11		1:49.383 P	23.727	46.352	39.304	178.2	9:41:53.228

33

Ido Cohen

Formula Alpine 43

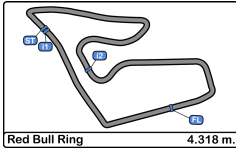
Franco Colapinto

Formula Alpine

JD MOTORSPORT

MP MOTORSPORT

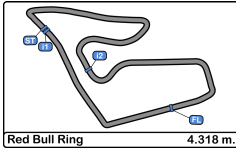
Lap	D	Time	Sector 1	Sector 2	Sector 3	T. Spd	Elapsed	Lap	D	Time	Sector 1	Sector 2	Sector 3	T. Spd	Elapsed
1		9:26:36.910	9:25:15.024	50.777	31.109	205.3	9:26:36.910	1		9:26:25.799	9:25:09.422	46.017	30.360	194.2	9:26:25.799
2		2:05.574 P	35.642	51.290	38.642	81.9	9:28:42.484	2		1:34.362	23.051	41.891	29.420	220.8	9:28:00.161
3		1:37.145	22.795	42.979	31.371	221.3	9:29:37.306	3		1:37.145	22.795	42.979	31.371	221.3	9:29:37.306
4		1:28.493	22.234	39.707	26.552	224.5	9:31:05.799	4		1:28.493	22.234	39.707	26.552	224.5	9:31:05.799
5		1:26.281	21.723	38.780	25.778	225.9	9:32:32.080	5		1:26.281	21.723	38.780	25.778	225.9	9:32:32.080
6		1:25.818	21.783	38.406	25.629	225.4	9:33:57.898	6		1:25.818	21.783	38.406	25.629	225.4	9:33:57.898
7		1:25.610	21.723	38.211	25.676	225.9	9:35:23.508	7		1:25.610	21.723	38.211	25.676	225.9	9:35:23.508
8		1:28.018	22.103	39.647	26.268	225.4	9:36:51.526	8		1:28.018	22.103	39.647	26.268	225.4	9:36:51.526
9		1:27.434	21.655	39.523	26.256	226.4	9:38:18.960	9		1:27.434	21.655	39.523	26.256	226.4	9:38:18.960
10		1:25.542	21.628	38.321	25.593	226.8	9:39:44.502	10		1:25.542	21.628	38.321	25.593	226.8	9:39:44.502
11		1:25.403	21.578	38.297	25.528	226.4	9:41:09.905	11		1:25.403	21.578	38.297	25.528	226.4	9:41:09.905
12		2:13.265 P	25.924	54.552	52.789	134.4	9:43:23.170	12		2:13.265 P	25.924	54.552	52.789	134.4	9:43:23.170



Red Bull Ring
Formula Regional Championship by Alpine
Qualifying - 1
Lap Analysis

Red Bull Ring 4.318 m.

46							62									
Rookie							VAN AMERSFOORT RACING									
Lap	D	Time	Sector 1	Sector 2	Sector 3	T. Spd	Elapsed	Lap	D	Time	Sector 1	Sector 2	Sector 3	T. Spd	Elapsed	
1		9:26:10.807	9:24:53.748	46.935	30.124	166.6	9:26:10.807	1		9:24:40.220	9:23:23.774	46.136	30.310	181.8	9:24:40.220	
2		1:37.494	25.730	42.931	28.833	193.2	9:27:48.301	2		1:37.018	24.625	43.792	28.601	205.3	9:26:17.238	
3		1:40.625	24.752	42.442	33.431	189.1	9:29:28.926	3		1:39.643	23.969	47.437	28.237	177.3	9:27:56.881	
4		1:28.980	22.499	39.137	27.344	221.7	9:30:57.906	4		1:42.992	23.351	45.792	33.849	200.7	9:29:39.873	
5		1:26.867	21.958	38.919	25.990	223.6	9:32:24.773	5		1:29.396	22.355	39.237	27.804	224.0	9:31:09.269	
6		1:26.150	21.851	38.461	25.838	224.0	9:33:50.923	6		1:26.676	21.920	38.937	25.819	225.0	9:32:35.945	
7		1:26.140	21.804	38.505	25.831	225.4	9:35:17.063	7		1:26.370	21.773	38.824	25.773	226.4	9:34:02.315	
8		1:25.871	21.748	38.358	25.765	225.9	9:36:42.934	8		1:26.140	21.749	38.540	25.851	226.4	9:35:28.455	
9		1:25.839	21.734	38.346	25.759	224.5	9:38:08.773	9		1:29.271	21.808	41.434	26.029	226.4	9:36:57.726	
10		1:25.828	21.727	38.286	25.815	225.4	9:39:34.601	10		1:26.244	21.800	38.641	25.800	225.0	9:38:23.967	
11		1:25.759	21.713	38.418	25.628	225.0	9:41:00.360	11		1:26.272	21.861	38.604	25.807	225.4	9:39:50.239	
12		2:02.583 P	25.843	47.091	49.649	182.1	9:43:02.943	12		1:26.598	21.890	38.894	25.814	223.6	9:41:16.837	
51							64									
Rookie							VAN AMERSFOORT RACING									
Lap	D	Time	Sector 1	Sector 2	Sector 3	T. Spd	Elapsed	Lap	D	Time	Sector 1	Sector 2	Sector 3	T. Spd	Elapsed	
1		9:21:57.598	9:20:39.827	45.646	32.125	175.3	9:21:57.598	1		9:26:37.035	9:25:16.473	48.682	31.880	168.7	9:26:37.035	
2		1:41.362	26.204	45.047	30.111	189.8	9:23:38.960	2		1:40.906	26.485	43.148	31.273	166.4	9:28:17.941	
3		1:35.680	24.760	42.787	28.133	190.1	9:25:14.640	3		1:38.239	24.979	43.189	30.071	199.2	9:29:56.180	
4		1:31.710	24.256	40.598	26.856	195.6	9:26:46.350	4		1:40.924	26.521	47.343	27.060	165.1	9:31:37.104	
5		1:27.914	22.264	39.335	26.315	219.5	9:28:14.264	5		1:26.734	21.983	38.844	25.907	224.5	9:33:03.838	
6		1:29.295	21.949	38.802	28.544	222.2	9:29:43.559	6		1:26.118	21.865	38.432	25.821	224.5	9:34:29.956	
7		1:32.770	22.201	41.248	29.321	225.4	9:31:16.329	7		1:26.087	21.773	38.480	25.834	224.5	9:35:56.043	
8		1:26.204	21.979	38.655	25.660	224.0	9:32:42.623	8		1:34.201	21.878	46.224	26.099	225.0	9:37:30.244	
9		1:26.087	21.756	38.730	25.601	225.0	9:34:08.710	9		1:25.914	21.764	38.452	25.698	224.0	9:38:56.158	
10		1:28.723	21.781	40.005	26.937	225.0	9:35:37.433	10		1:26.114	21.796	38.498	25.820	223.6	9:40:22.272	
11		1:26.308	21.856	38.564	25.888	223.1	9:37:03.741	11		2:06.146 P	31.804	52.600	41.742	113.3	9:42:28.418	
12		1:26.213	21.813	38.606	25.794	222.6	9:38:29.954	85								
13		1:26.162	21.855	38.544	25.763	223.1	9:39:56.116	Rookie								
14		1:26.733	21.833	38.780	26.120	223.6	9:41:22.849	VAN AMERSFOORT RACING								
15		2:12.791 P	31.456	59.187	42.148	125.0	9:43:35.640	<th>Lap</th> <th>D</th> <th>Time</th> <th>Sector 1</th> <th>Sector 2</th> <th>Sector 3</th> <th>T. Spd</th> <th>Elapsed</th>	Lap	D	Time	Sector 1	Sector 2	Sector 3	T. Spd	Elapsed
58							62									
Rookie							KIC MOTORSPORT									
1		9:26:08.860	9:24:50.297	48.611	29.952	177.9	9:26:08.860	1		9:26:13.757	9:24:57.146	46.444	30.167	190.4	9:26:13.757	
2		1:36.535	23.777	44.608	28.150	198.5	9:27:45.395	2		1:37.577	24.498	44.599	28.480	190.8	9:27:51.334	
3		1:37.181	22.978	40.909	33.294	200.3	9:29:22.576	3		1:42.670	23.656	45.795	33.219	212.1	9:29:34.004	
4		1:27.352	22.290	39.212	25.850	222.2	9:30:49.928	4		1:27.529	22.241	38.944	26.344	224.5	9:31:01.533	
5		1:26.657	21.889	38.837	25.931	223.6	9:32:16.585	5		1:26.335	21.870	38.692	25.773	226.4	9:32:27.868	
6		1:29.203	21.775	41.216	26.212	225.0	9:33:45.788	6		1:25.843	21.782	38.426	25.635	226.4	9:33:53.711	
7		1:26.465	21.934	38.637	25.894	223.1	9:35:12.253	7		1:27.350	21.744	39.070	26.536	225.9	9:35:21.061	
8		1:26.408	21.827	38.702	25.879	223.6	9:36:38.661	8		1:25.868	21.764	38.375	25.729	226.8	9:36:46.929	
9		1:26.515	21.919	38.643	25.953	224.0	9:38:05.176	9		1:27.923	21.701	39.268	26.954	226.4	9:38:14.852	
10		1:26.401	21.911	38.587	25.903	225.4	9:39:31.577	10		1:25.791	21.777	38.373	25.641	226.4	9:39:40.643	
11		1:26.439	21.819	38.719	25.901	225.0	9:40:58.016	11		1:25.664	21.647	38.422	25.595	225.9	9:41:06.307	
12		1:59.770 P	23.270	46.645	49.855	190.1	9:42:57.786	12		2:02.830 P	24.034	47.190	51.606	170.3	9:43:09.137	



Red Bull Ring

Formula Regional Championship by Alpine

Qualifying - 1

Lap Analysis

91 Eduardo Barrichello Formula Alpine

Rookie JD MOTORSPORT

Lap	D	Time	Sector 1	Sector 2	Sector 3	T. Spd	Elapsed
1		9:25:16.100	9:23:58.429	46.394	31.277	192.8	9:25:16.100
2		1:32.646	23.631	41.426	27.589	206.8	9:26:48.746
3		1:29.880	22.646	40.607	26.627	217.3	9:28:18.626
4		1:30.012	22.234	40.763	27.015	221.3	9:29:48.638
5		1:29.912	22.176	39.178	28.558	223.1	9:31:18.550
6		1:27.623	22.004	39.184	26.435	224.5	9:32:46.173
7		1:35.340	23.577	44.596	27.167	195.2	9:34:21.513
8		1:27.351	22.127	38.996	26.228	224.0	9:35:48.864
9		1:26.570	22.036	38.726	25.808	221.3	9:37:15.434
10		1:26.505	21.966	38.750	25.789	222.2	9:38:41.939
11		1:26.320	21.896	38.693	25.731	222.2	9:40:08.259
12		1:47.246 P	22.961	44.069	40.216	209.7	9:41:55.505

96 Oliver Goethe Formula Alpine

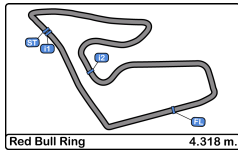
Rookie MP MOTORSPORT

Lap	D	Time	Sector 1	Sector 2	Sector 3	T. Spd	Elapsed
1		9:26:02.637	9:24:48.379	45.116	29.142	184.3	9:26:02.637
2		1:34.290	23.588	42.754	27.948	209.3	9:27:36.927
3		1:41.185	23.468	42.665	35.052	184.6	9:29:18.112
4		1:28.891	22.139	39.116	27.636	224.0	9:30:47.003
5		1:26.797	21.893	38.851	26.053	224.0	9:32:13.800
6		1:26.770	22.021	38.832	25.917	224.5	9:33:40.570
7		1:26.354	21.803	38.719	25.832	224.5	9:35:06.924
8		1:27.132	21.801	39.084	26.247	225.4	9:36:34.056
9		1:26.138	21.762	38.586	25.790	224.0	9:38:00.194
10		1:25.966	21.741	38.532	25.693	225.4	9:39:26.160
11		1:26.421	21.717	38.807	25.897	227.8	9:40:52.581
12		2:01.238 P	24.157	48.352	48.729	164.3	9:42:53.819

99 José Garfias Formula Alpine

Rookie MONOLITE RACING

Lap	D	Time	Sector 1	Sector 2	Sector 3	T. Spd	Elapsed
1		9:25:51.259	9:24:24.524	57.955	28.780	160.9	9:25:51.259
2		1:32.256	23.449	41.310	27.497	217.3	9:27:23.515
3		1:29.357	22.734	40.115	26.508	219.9	9:28:52.872
4		1:35.111	22.063	42.917	30.131	223.6	9:30:27.983
5		1:27.437	21.985	39.621	25.831	224.5	9:31:55.420
6		1:26.772	22.204	38.774	25.794	222.2	9:33:22.192
7		1:26.416	21.905	38.816	25.695	222.6	9:34:48.608
8		1:26.745	21.981	38.890	25.874	222.6	9:36:15.353
9		1:26.668	22.042	38.762	25.864	222.6	9:37:42.021
10		1:27.656	21.848	39.272	26.536	224.5	9:39:09.677
11		1:27.332	21.994	39.099	26.239	223.1	9:40:37.009
12		2:02.912 P	26.897	52.117	43.898	146.1	9:42:39.921



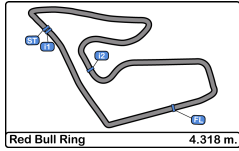
Red Bull Ring

Formula Regional Championship by Alpine

Qualifying - 1

Best Sectors Results

Sector - 1			Sector - 2			Sector - 3			Ideal Lap vs Best Lap						
Clas	Nº	Driver	Time	Nº	Driver	Time	Nº	Driver	Time	Clas	Nº	Driver	Ideal Lap	Best Lap	Clas
1	43	Franco Colapinto	21.578	43	Franco Colapinto	38.211	8	William Alatalo	25.435	1	43	Franco Colapinto	1:25.317	1:25.403	1
2	10	Hadrien David	21.587	10	Hadrien David	38.226	30	Michael Belov	25.476	2	10	Hadrien David	1:25.395	1:25.516	2
3	85	Gabriel Bortoleto	21.647	46	Gabriele Mini	38.286	6	Isack Hadjar	25.482	3	8	William Alatalo	1:25.555	1:25.728	7
4	8	William Alatalo	21.678	21	Alex Quinn	38.301	1	Paul Aron	25.492	4	1	Paul Aron	1:25.561	1:25.603	3
5	21	Alex Quinn	21.698	26	Grégoire Saucy	38.335	43	Franco Colapinto	25.528	5	21	Alex Quinn	1:25.610	1:25.675	5
6	26	Grégoire Saucy	21.705	1	Paul Aron	38.358	11	Gianluca Petecof	25.540	6	85	Gabriel Bortoleto	1:25.615	1:25.664	4
7	1	Paul Aron	21.711	85	Gabriel Bortoleto	38.373	14	Nicola Marinangeli	25.560	7	46	Gabriele Mini	1:25.627	1:25.759	10
8	46	Gabriele Mini	21.713	22	Zane Maloney	38.381	10	Hadrien David	25.582	8	26	Grégoire Saucy	1:25.655	1:25.696	6
9	96	Oliver Goethe	21.717	5	Patrik Pasma	38.407	85	Gabriel Bortoleto	25.595	9	30	Michael Belov	1:25.687	1:25.773	11
10	30	Michael Belov	21.723	17	Dino Beganovic	38.408	51	Francesco Pizzi	25.601	10	6	Isack Hadjar	1:25.709	1:25.729	8
11	22	Zane Maloney	21.734	12	David Vidales	38.419	19	Andrea Rosso	25.605	11	22	Zane Maloney	1:25.729	1:25.756	9
12	6	Isack Hadjar	21.749	64	Mari Boya	38.432	17	Dino Beganovic	25.608	12	17	Dino Beganovic	1:25.782	1:25.917	13
13	62	Lorenzo Fluxa	21.749	8	William Alatalo	38.442	21	Alex Quinn	25.611	13	19	Andrea Rosso	1:25.823	1:26.273	22
14	14	Nicola Marinangeli	21.751	19	Andrea Rosso	38.449	22	Zane Maloney	25.614	14	64	Mari Boya	1:25.894	1:25.914	12
15	51	Francesco Pizzi	21.756	6	Isack Hadjar	38.478	26	Grégoire Saucy	25.615	15	12	David Vidales	1:25.899	1:26.086	14
16	9	Alexandre Bardinon	21.763	30	Michael Belov	38.488	12	David Vidales	25.618	16	51	Francesco Pizzi	1:25.901	1:26.308	24
17	64	Mari Boya	21.764	96	Oliver Goethe	38.532	46	Gabriele Mini	25.628	17	14	Nicola Marinangeli	1:25.906	1:26.157	21
18	17	Dino Beganovic	21.766	62	Lorenzo Fluxa	38.540	96	Oliver Goethe	25.693	18	96	Oliver Goethe	1:25.942	1:26.138	18
19	19	Andrea Rosso	21.769	27	Kas Haverkort	38.540	99	José Garfias	25.695	19	11	Gianluca Petecof	1:26.011	1:26.099	16
20	58	Elias Seppanen	21.775	51	Francesco Pizzi	38.544	64	Mari Boya	25.698	20	5	Patrik Pasma	1:26.018	1:26.138	19
21	35	Pietro Delli Guanti	21.782	11	Gianluca Petecof	38.555	91	Eduardo Barrichello	25.731	21	62	Lorenzo Fluxa	1:26.062	1:26.140	20
22	27	Kas Haverkort	21.799	35	Pietro Delli Guanti	38.579	35	Pietro Delli Guanti	25.732	22	27	Kas Haverkort	1:26.074	1:26.101	17
23	5	Patrik Pasma	21.811	58	Elias Seppanen	38.587	27	Kas Haverkort	25.735	23	35	Pietro Delli Guanti	1:26.093	1:26.093	15
24	99	José Garfias	21.848	14	Nicola Marinangeli	38.595	62	Lorenzo Fluxa	25.773	24	58	Elias Seppanen	1:26.212	1:26.401	26
25	12	David Vidales	21.862	9	Alexandre Bardinon	38.622	5	Patrik Pasma	25.800	25	9	Alexandre Bardinon	1:26.239	1:26.292	23
26	91	Eduardo Barrichello	21.896	91	Eduardo Barrichello	38.693	58	Elias Seppanen	25.850	26	99	José Garfias	1:26.305	1:26.668	28
27	7	Axel Gnos	21.913	16	Tommy Smith	38.715	9	Alexandre Bardinon	25.854	27	91	Eduardo Barrichello	1:26.320	1:26.320	25
28	11	Gianluca Petecof	21.916	7	Axel Gnos	38.758	41	Emidio Pesce	25.877	28	16	Tommy Smith	1:26.541	1:26.584	27
29	16	Tommy Smith	21.921	99	José Garfias	38.762	2	Nico Gohler	25.879	29	7	Axel Gnos	1:26.610	1:27.316	31
30	41	Emidio Pesce	21.986	2	Nico Gohler	38.775	16	Tommy Smith	25.905	30	2	Nico Gohler	1:26.704	1:26.862	29
31	2	Nico Gohler	22.050	41	Emidio Pesce	38.855	7	Axel Gnos	25.939	31	41	Emidio Pesce	1:26.718	1:27.093	30
32	15	Léna Buhler	22.151	15	Léna Buhler	39.067	15	Léna Buhler	26.183	32	15	Léna Buhler	1:27.401	1:27.452	32
33	33	Ido Cohen	35.642	33	Ido Cohen	50.777	33	Ido Cohen	31.109	33	33	Ido Cohen	1:57.528	2:05.574	33



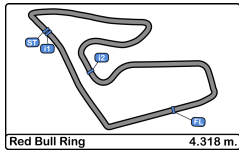
Red Bull Ring

Formula Regional Championship by Alpine

Qualifying - 1

Best 5 Lap Times

Cls	N°	Driver	Nat	Cat	Cls	Team	Nat	Vehicle	Best 1		Best 2		Best 3		Best 4		Best 5	
									Time	Lap	Time	Lap	Time	Lap	Time	Lap	Time	Lap
1	43	Franco Colapinto				MP MOTORSPORT		Formula Alpine	1:25.403	11	1:25.542	10	1:25.610	7	1:25.818	6	1:26.281	5
2	10	Hadrien David				R-ACE GP		Formula Alpine	1:25.516	6	1:25.591	8	1:25.707	11	1:25.997	10	1:26.135	5
3	1	Paul Aron				PREMA POWERTEAM		Formula Alpine	1:25.603	7	1:25.761	6	1:25.823	10	1:25.906	8	1:26.091	5
4	85	Gabriel Bortoletto		R	1	FA RACING		Formula Alpine	1:25.664	11	1:25.791	10	1:25.868	8	1:26.335	5	1:27.529	4
5	21	Alex Quinn				ARDEN		Formula Alpine	1:25.675	8	1:25.823	6	1:25.878	11	1:25.936	10	1:26.444	5
6	26	Grégoire Saucy				ART GRAND PRIX		Formula Alpine	1:25.696	10	1:25.843	11	1:26.077	8	1:26.377	6	1:26.626	5
7	8	William Alatalo				ARDEN		Formula Alpine	1:25.728	6	1:25.804	10	1:25.862	9	1:26.397	8	1:26.674	5
8	6	Isack Hadjar		R	2	R-ACE GP		Formula Alpine	1:25.729	7	1:25.815	10	1:25.859	9	1:25.901	6	1:26.058	5
9	22	Zane Maloney				R-ACE GP		Formula Alpine	1:25.756	9	1:25.781	6	1:25.907	8	1:26.403	4	1:27.365	7
10	46	Gabriele Mini		R	3	ART GRAND PRIX		Formula Alpine	1:25.759	11	1:25.828	10	1:25.839	9	1:25.871	8	1:26.140	7
11	30	Michael Belov				G4 RACING		Formula Alpine	1:25.773	9	1:26.076	6	1:26.370	4	1:29.805	3	1:31.551	8
12	64	Mari Boya		R	4	VAN AMERSFOORT		Formula Alpine	1:25.914	9	1:26.087	7	1:26.118	6	1:26.734	5	1:34.201	8
13	17	Dino Beganovic		R	5	PREMA POWERTEAM		Formula Alpine	1:25.917	10	1:25.919	11	1:25.985	8	1:26.248	9	1:26.295	6
14	12	David Vidales				PREMA POWERTEAM		Formula Alpine	1:26.086	6	1:26.139	9	1:26.170	8	1:27.680	10	1:27.967	5
15	35	Pietro Delli Guanti		R	6	MONOLITE RACING		Formula Alpine	1:26.093	9	1:26.294	10	1:26.344	7	1:26.441	11	1:26.442	8
16	11	Gianluca Petecof				KIC MOTORSPORT		Formula Alpine	1:26.099	9	1:26.299	8	1:26.495	7	1:26.854	6	1:28.032	5
17	27	Kas Haverkort		R	7	MP MOTORSPORT		Formula Alpine	1:26.101	10	1:26.207	7	1:26.248	9	1:26.375	6	1:26.781	5
18	5	Patrik Pasma				ART GRAND PRIX		Formula Alpine	1:26.138	11	1:26.149	10	1:26.166	7	1:26.234	9	1:26.502	6
19	96	Oliver Goethe		R	8	MP MOTORSPORT		Formula Alpine	1:26.138	9	1:26.354	7	1:26.421	11	1:26.770	6	1:26.797	5
20	62	Lorenzo Fluxa				VAN AMERSFOORT		Formula Alpine	1:26.140	8	1:26.272	11	1:26.370	7	1:26.598	12	1:26.676	6
21	14	Nicola Marinangeli				ARDEN		Formula Alpine	1:26.157	13	1:26.227	11	1:26.415	12	1:26.428	7	1:26.464	10
22	19	Andrea Rosso		R	9	FA RACING		Formula Alpine	1:26.273	9	1:26.281	7	1:26.495	6	1:26.824	5	1:27.806	8
23	9	Alexandre Bardinon				FA RACING		Formula Alpine	1:26.292	10	1:26.494	9	1:27.159	6	1:27.418	5	1:27.665	7
24	51	Francesco Pizzi		R	10	VAN AMERSFOORT		Formula Alpine	1:26.308	11	1:26.733	14	1:27.914	5	1:28.723	10	1:29.295	6
25	91	Eduardo Barrichello		R	11	JD MOTORSPORT		Formula Alpine	1:26.320	11	1:26.505	10	1:26.570	9	1:27.351	8	1:27.623	6
26	58	Elias Seppanen		R	12	KIC MOTORSPORT		Formula Alpine	1:26.401	10	1:26.408	8	1:26.465	7	1:26.515	9	1:26.657	5
27	16	Tommy Smith				JD MOTORSPORT		Formula Alpine	1:26.584	11	1:26.850	8	1:26.884	6	1:27.071	9	1:27.410	5
28	99	José Garfias		R	13	MONOLITE RACING		Formula Alpine	1:26.668	9	1:27.332	11	1:27.437	5	1:27.656	10	1:29.357	3
29	2	Nico Gohler		R	14	KIC MOTORSPORT		Formula Alpine	1:26.862	10	1:26.890	11	1:26.911	9	1:26.930	12	1:26.990	8
30	41	Emidio Pesce				DR FORMULA		Formula Alpine	1:27.093	9	1:27.171	6	1:27.208	8	1:28.340	5	1:29.888	7
31	7	Axel Gnos		R	15	G4 RACING		Formula Alpine	1:27.316	6	1:29.103	4	1:30.228	7	1:32.885	8	1:34.793	3
32	15	Léna Buhler		R	16	R-ACE GP		Formula Alpine	1:27.452	8	1:27.483	9	1:27.831	7	1:27.933	6	1:27.958	10
33	33	Ido Cohen				JD MOTORSPORT		Formula Alpine	2:05.574	2								



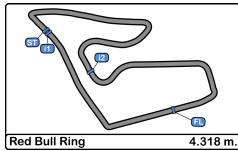
Red Bull Ring

Formula Regional Championship by Alpine

Qualifying - 1

Best 5 Top Speeds

Clas	N°	Driver	Nat	Cat	Cla	Team	Nat	Vehicle	Top 1		Top 2		Top 3		Top 4		Top 5		Avg
									Km/h	Lap	Km/h	Lap	Km/h	Lap	Km/h	Lap	Km/h	Lap	
1	10	Hadrien David				R-ACE GP		Formula Alpine	227.8	7	227.3	9	225.9	8	225.4	6	225.4	10	226.4
2	17	Dino Beganovic		R	1	PREMA POWERTEAM		Formula Alpine	227.8	7	225.0	6	224.0	5	224.0	9	224.0	10	225.0
3	96	Oliver Goethe		R	2	MP MOTORSPORT		Formula Alpine	227.8	11	225.4	8	225.4	10	224.5	6	224.5	7	225.5
4	43	Franco Colapinto				MP MOTORSPORT		Formula Alpine	226.8	10	226.4	9	226.4	11	225.9	5	225.9	7	226.3
5	85	Gabriel Bortoletto		R	3	FA RACING		Formula Alpine	226.8	8	226.4	5	226.4	6	226.4	9	226.4	10	226.5
6	26	Grégoire Saucy				ART GRAND PRIX		Formula Alpine	226.4	9	226.4	11	225.9	7	225.9	10	225.4	8	226.0
7	62	Lorenzo Fluxa				VAN AMERSFOORT		Formula Alpine	226.4	7	226.4	8	226.4	9	225.4	11	225.0	6	225.9
8	21	Alex Quinn				ARDEN		Formula Alpine	225.9	6	225.4	8	225.0	7	224.5	5	224.5	9	225.0
9	46	Gabriele Mini		R	4	ART GRAND PRIX		Formula Alpine	225.9	8	225.4	7	225.4	10	225.0	11	224.5	9	225.2
10	5	Patrik Pasma				ART GRAND PRIX		Formula Alpine	225.4	8	224.5	5	224.5	6	224.5	11	224.0	4	224.6
11	9	Alexandre Bardinon				FA RACING		Formula Alpine	225.4	8	225.0	9	225.0	10	223.6	5	223.6	6	224.5
12	35	Pietro Delli Guanti		R	5	MONOLITE RACING		Formula Alpine	225.4	9	225.0	5	225.0	11	224.5	6	224.5	7	224.9
13	51	Francesco Pizzi		R	6	VAN AMERSFOORT		Formula Alpine	225.4	7	225.0	9	225.0	10	224.0	8	223.6	14	224.6
14	58	Elias Seppanen		R	7	KIC MOTORSPORT		Formula Alpine	225.4	10	225.0	6	225.0	11	224.0	9	223.6	5	224.6
15	12	David Vidales				PREMA POWERTEAM		Formula Alpine	225.0	10	224.5	8	223.6	7	223.6	9	223.1	6	223.9
16	14	Nicola Marinangeli				ARDEN		Formula Alpine	225.0	8	224.0	7	224.0	11	223.6	9	223.1	10	223.9
17	19	Andrea Rosso		R	8	FA RACING		Formula Alpine	225.0	10	224.5	11	224.0	5	223.6	4	223.6	7	224.1
18	27	Kas Haverkort		R	9	MP MOTORSPORT		Formula Alpine	225.0	5	225.0	8	224.5	6	224.5	7	224.5	9	224.7
19	30	Michael Belov				G4 RACING		Formula Alpine	225.0	10	224.5	8	224.5	9	223.1	5	223.1	7	224.0
20	64	Mari Boya		R	10	VAN AMERSFOORT		Formula Alpine	225.0	8	224.5	5	224.5	6	224.5	7	224.0	9	224.5
21	6	Isack Hadjar		R	11	R-ACE GP		Formula Alpine	224.5	9	224.0	5	224.0	6	224.0	7	224.0	10	224.1
22	8	William Alatalo				ARDEN		Formula Alpine	224.5	7	223.6	6	223.6	8	223.1	5	223.1	9	223.6
23	22	Zane Maloney				R-ACE GP		Formula Alpine	224.5	6	224.5	7	224.5	10	224.0	4	224.0	5	224.3
24	91	Eduardo Barrichello		R	12	JD MOTORSPORT		Formula Alpine	224.5	6	224.0	8	223.1	5	222.2	10	222.2	11	223.2
25	99	José Garfias		R	13	MONOLITE RACING		Formula Alpine	224.5	5	224.5	10	223.6	4	223.1	11	222.6	7	223.6
26	1	Paul Aron				PREMA POWERTEAM		Formula Alpine	224.0	7	224.0	11	223.6	8	223.1	5	223.1	6	223.6
27	7	Axel Gnos		R	14	G4 RACING		Formula Alpine	223.1	9	222.6	6	222.6	11	222.2	7	222.2	10	222.5
28	41	Emidio Pesce				DR FORMULA		Formula Alpine	223.1	10	222.6	6	222.6	9	222.2	5	222.2	8	222.5
29	2	Nico Gohler		R	15	KIC MOTORSPORT		Formula Alpine	222.6	12	222.2	6	222.2	10	221.7	5	221.7	7	222.1
30	16	Tommy Smith				JD MOTORSPORT		Formula Alpine	222.6	5	222.6	6	222.6	7	222.6	9	222.2	4	222.5
31	11	Gianluca Petecof				KIC MOTORSPORT		Formula Alpine	222.2	7	222.2	9	222.2	10	221.7	8	221.3	5	221.9
32	15	Léna Buhler		R	16	R-ACE GP		Formula Alpine	222.2	5	222.2	7	222.2	9	221.7	4	221.7	6	222.0
33	33	Ido Cohen				JD MOTORSPORT		Formula Alpine	205.3	1	81.9	2							143.6











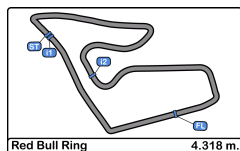
Red Bull Ring

Formula Regional Championship by Alpine

Qualifying - 1

Fastest Laps Sequence

Lap	Time of Day	Session Time	N°	Driver	Nat	Cat	Team	Nat	Vehicle	Time	Km/h		
2	9:23:38.960	3:38.960	51	Francesco Pizzi		ITA	R	VAN AMERSFOORT		NLD	Formula Alpine	1:41.362	153.3
2	9:24:58.423	4:58.423	14	Nicola Marinangeli		ITA		ARDEN		GBR	Formula Alpine	1:32.189	168.6
4	9:26:46.350	6:46.350	51	Francesco Pizzi		ITA	R	VAN AMERSFOORT		NLD	Formula Alpine	1:31.710	169.4
3	9:27:29.322	7:29.322	2	Nico Gohler		DEU	R	KIC MOTORSPORT		FIN	Formula Alpine	1:31.459	169.9
5	9:28:14.264	8:14.264	51	Francesco Pizzi		ITA	R	VAN AMERSFOORT		NLD	Formula Alpine	1:27.914	176.8
5	9:29:54.080	9:54.080	14	Nicola Marinangeli		ITA		ARDEN		GBR	Formula Alpine	1:27.148	178.3
4	9:31:03.326	11:03.326	21	Alex Quinn		GBR		ARDEN		GBR	Formula Alpine	1:27.132	178.4
6	9:31:21.104	11:21.104	14	Nicola Marinangeli		ITA		ARDEN		GBR	Formula Alpine	1:27.024	178.6
4	9:31:42.737	11:42.737	30	Michael Belov		RUS		G4 RACING		CHE	Formula Alpine	1:26.370	179.9
5	9:32:11.331	12:11.331	1	Paul Aron		EST		PREMA POWERTEAM		ITA	Formula Alpine	1:26.091	180.5
5	9:33:12.213	13:12.213	6	Isack Hadjar		FRA	R	R-ACE GP		FRA	Formula Alpine	1:26.058	180.6
6	9:33:37.092	13:37.092	1	Paul Aron		EST		PREMA POWERTEAM		ITA	Formula Alpine	1:25.761	181.2
6	9:33:51.995	13:51.995	10	Hadrien David		FRA		R-ACE GP		FRA	Formula Alpine	1:25.516	181.7
11	9:41:09.905	21:09.905	43	Franco Colapinto		ARG		MP MOTORSPORT		NLD	Formula Alpine	1:25.403	182.0



Red Bull Ring

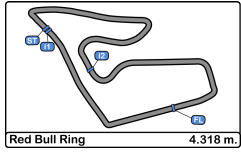
Formula Regional Championship by Alpine

Qualifying - 1

Event Best Maximum Speed

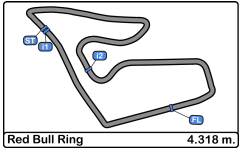
N°	Driver	Nat	Cat	Clas	Team	Nat	Vehicle	Km/h	Session
30	Michael Belov				G4 RACING		Formula Alpine	238.4	Collective Test pre-event B
26	Grégoire Saucy				ART GRAND PRIX		Formula Alpine	235.2	Collective Test pre-event B
9	Alexandre Bardino				FA RACING		Formula Alpine	234.7	Collective Test pre-event A
10	Hadrien David				R-ACE GP		Formula Alpine	234.2	Collective Test pre-event B
64	Mari Boya		R	1	VAN AMERSFOORT		Formula Alpine	234.2	Collective Test pre-event B
85	Gabriel Bortoleto		R	2	FA RACING		Formula Alpine	234.2	Collective Test pre-event B
43	Franco Colapinto				MP MOTORSPORT		Formula Alpine	234.2	Collective Test 1
35	Pietro Delli Guanti		R	3	MONOLITE RACING		Formula Alpine	233.7	Collective Test pre-event B
22	Zane Maloney				R-ACE GP		Formula Alpine	233.7	Collective Test pre-event B
12	David Vidales				PREMA POWERTEAM		Formula Alpine	233.2	Collective Test pre-event A
99	José Garfias		R	4	MONOLITE RACING		Formula Alpine	233.2	Collective Test pre-event B
46	Gabriele Mini		R	5	ART GRAND PRIX		Formula Alpine	233.2	Collective Test pre-event B
5	Patrik Pasma				ART GRAND PRIX		Formula Alpine	232.7	Collective Test pre-event B
21	Alex Quinn				ARDEN		Formula Alpine	232.7	Collective Test pre-event B
19	Andrea Rosso		R	6	FA RACING		Formula Alpine	232.2	Collective Test pre-event A
41	Emidio Pesce				DR FORMULA		Formula Alpine	232.2	Collective Test pre-event B
51	Francesco Pizzi		R	7	VAN AMERSFOORT		Formula Alpine	232.2	Collective Test pre-event B
91	Eduardo Barrichello		R	8	JD MOTORSPORT		Formula Alpine	232.2	Collective Test pre-event B
1	Paul Aron				PREMA POWERTEAM		Formula Alpine	232.2	Collective Test 1
62	Lorenzo Fluxa				VAN AMERSFOORT		Formula Alpine	232.2	Collective Test 1
8	William Alatalo				ARDEN		Formula Alpine	231.7	Collective Test pre-event A
96	Oliver Goethe		R	9	MP MOTORSPORT		Formula Alpine	231.7	Collective Test pre-event A
58	Elias Seppanen		R	10	KIC MOTORSPORT		Formula Alpine	231.7	Collective Test pre-event A
14	Nicola Marinangeli				ARDEN		Formula Alpine	231.7	Collective Test pre-event A
17	Dino Beganovic		R	11	PREMA POWERTEAM		Formula Alpine	231.7	Collective Test pre-event B
33	Ido Cohen				JD MOTORSPORT		Formula Alpine	231.7	Collective Test pre-event B
11	Gianluca Petecof				KIC MOTORSPORT		Formula Alpine	231.7	Collective Test 1
2	Nico Gohler		R	12	KIC MOTORSPORT		Formula Alpine	231.2	Collective Test pre-event B
6	Isack Hadjar		R	13	R-ACE GP		Formula Alpine	231.2	Collective Test 1
15	Léna Buhler		R	14	R-ACE GP		Formula Alpine	231.2	Collective Test 1
7	Axel Gnos		R	15	G4 RACING		Formula Alpine	230.7	Collective Test pre-event B
27	Kas Haverkort		R	16	MP MOTORSPORT		Formula Alpine	230.7	Collective Test pre-event B
16	Tommy Smith				JD MOTORSPORT		Formula Alpine	229.7	Collective Test 1

ALPINE



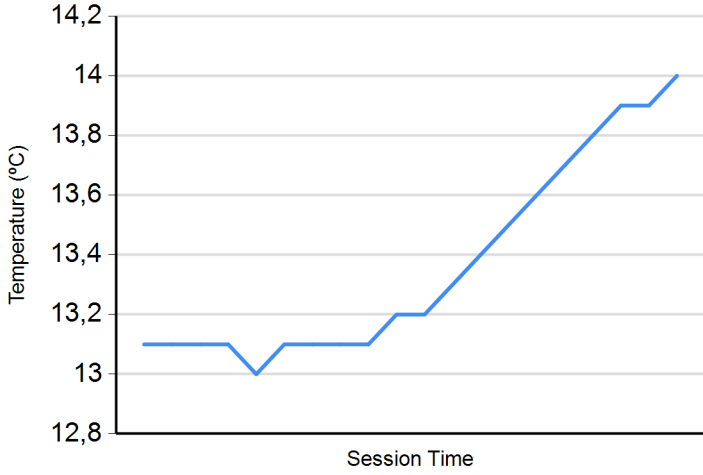
Red Bull Ring
Formula Regional Championship by Alpine
Qualifying - 1
Pit Stop Analysis



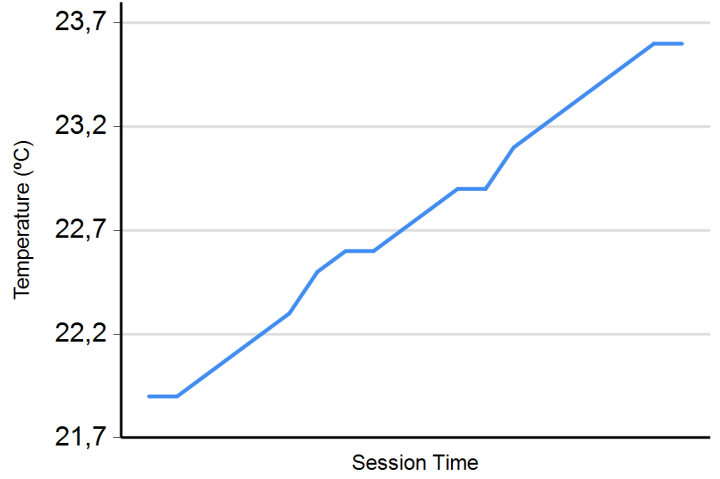


Red Bull Ring
Formula Regional Championship by Alpine
Qualifying - 1
Weather Report

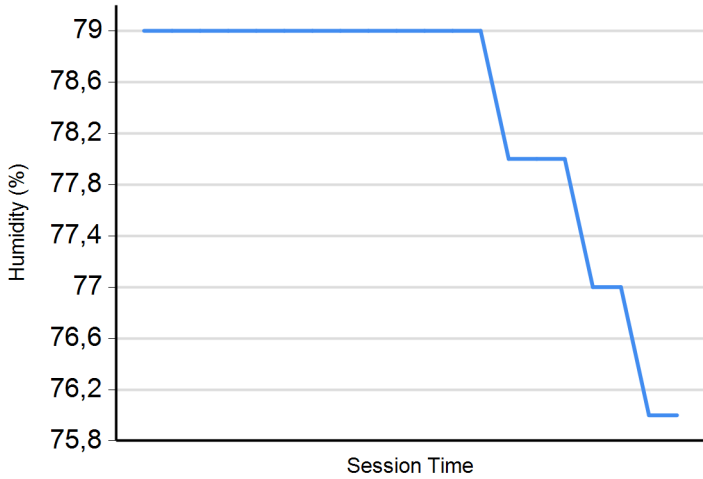
Air Temperature



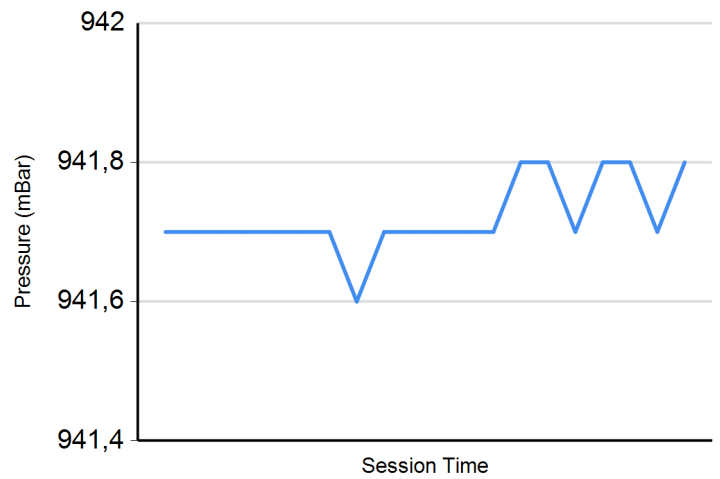
Track Temperature



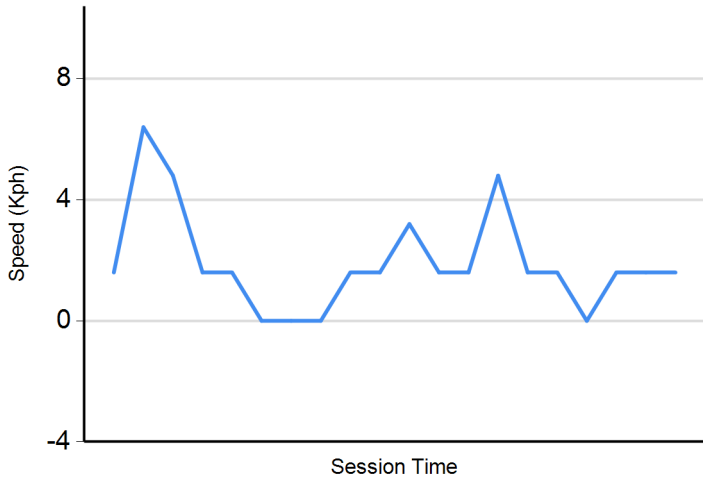
Humidity



Pressure



Wind Speed



Wind direction

North = 0°/360° Est = 90° South = 180° West = 270°

