

Red Bull Ring
Formula Regional Championship by Alpine
Collective Test pre-event A
Provisional Results

Clas	Nº	Driver	Nat	Cat	Clas	Team	Nat	Vehicle	Laps	Best	Time	Gap	Interval	Km/h
1	43	Franco Colapinto	ARG			MP MOTORSPORT	NLD	Formula Alpine	24	23	1:27.316			178.0
2	51	Francesco Pizzi	ITA	R	1	VAN AMERSFOORT	NLD	Formula Alpine	29	21	1:27.390	0.074	0.074	177.8
3	30	Michael Belov	RUS			G4 RACING	CHE	Formula Alpine	27	13	1:27.402	0.086	0.012	177.8
4	6	Isack Hadjar	FRA	R	2	R-ACE GP	FRA	Formula Alpine	36	33	1:27.428	0.112	0.026	177.8
5	46	Gabriele Mini	ITA	R	3	ART GRAND PRIX	FRA	Formula Alpine	31	30	1:27.454	0.138	0.026	177.7
6	26	Grégoire Saucy	CHE			ART GRAND PRIX	FRA	Formula Alpine	40	39	1:27.457	0.141	0.003	177.7
7	21	Alex Quinn	GBR			ARDEN	GBR	Formula Alpine	38	32	1:27.525	0.209	0.068	177.6
8	17	Dino Beganovic	SWE	R	4	PREMA POWERTEAM	ITA	Formula Alpine	36	26	1:27.588	0.272	0.063	177.4
9	1	Paul Aron	EST			PREMA POWERTEAM	ITA	Formula Alpine	36	29	1:27.621	0.305	0.033	177.4
10	10	Hadrien David	FRA			R-ACE GP	FRA	Formula Alpine	36	17	1:27.668	0.352	0.047	177.3
11	85	Gabriel Bortoleto	BRA	R	5	FA RACING	ESP	Formula Alpine	20	19	1:27.672	0.356	0.004	177.3
12	64	Mari Boya	ESP	R	6	VAN AMERSFOORT	NLD	Formula Alpine	35	19	1:27.696	0.380	0.024	177.2
13	8	William Alatalo	FIN			ARDEN	GBR	Formula Alpine	36	19	1:27.710	0.394	0.014	177.2
14	35	Pietro Delli Guanti	ITA	R	7	MONOLITE RACING	ITA	Formula Alpine	32	19	1:27.726	0.410	0.016	177.1
15	12	David Vidales	ESP			PREMA POWERTEAM	ITA	Formula Alpine	37	35	1:27.786	0.470	0.060	177.0
16	19	Andrea Rosso	ITA	R	8	FA RACING	ESP	Formula Alpine	32	31	1:27.837	0.521	0.051	176.9
17	22	Zane Maloney	RUS			R-ACE GP	FRA	Formula Alpine	33	29	1:27.860	0.544	0.023	176.9
18	11	Gianluca Petecof	BRA			KIC MOTORSPORT	FIN	Formula Alpine	36	23	1:27.902	0.586	0.042	176.8
19	5	Patrik Pasma	FIN			ART GRAND PRIX	FRA	Formula Alpine	39	37	1:27.990	0.674	0.088	176.6
20	9	Alexandre Bardinon	FRA			FA RACING	ESP	Formula Alpine	38	21	1:27.992	0.676	0.002	176.6
21	27	Kas Haverkort	NLD	R	9	MP MOTORSPORT	NLD	Formula Alpine	22	20	1:28.047	0.731	0.055	176.5
22	62	Lorenzo Fluxa	ESP			VAN AMERSFOORT	NLD	Formula Alpine	33	23	1:28.051	0.735	0.004	176.5
23	91	Eduardo Barrichello	BRA	R	10	JD MOTORSPORT	ITA	Formula Alpine	32	24	1:28.066	0.750	0.015	176.5
24	14	Nicola Marinangeli	ITA			ARDEN	GBR	Formula Alpine	27	19	1:28.256	0.940	0.190	176.1
25	33	Ido Cohen	ISR			JD MOTORSPORT	ITA	Formula Alpine	30	21	1:28.270	0.954	0.014	176.1
26	96	Oliver Goethe	DNK	R	11	MP MOTORSPORT	NLD	Formula Alpine	22	19	1:28.345	1.029	0.075	175.9
27	58	Elias Seppanen	FIN	R	12	KIC MOTORSPORT	FIN	Formula Alpine	39	38	1:28.374	1.058	0.029	175.8
28	99	José Garfías	MEX	R	13	MONOLITE RACING	ITA	Formula Alpine	22	14	1:28.488	1.172	0.114	175.6
29	41	Emidio Pesce	ITA			DR FORMULA	PRT	Formula Alpine	32	23	1:28.620	1.304	0.132	175.4
30	7	Axel Gnos	CHE	R	14	G4 RACING	CHE	Formula Alpine	34	33	1:28.848	1.532	0.228	174.9
31	2	Nico Gohler	DEU	R	15	KIC MOTORSPORT	FIN	Formula Alpine	32	24	1:29.019	1.703	0.171	174.6
32	16	Tommy Smith	AUS			JD MOTORSPORT	ITA	Formula Alpine	33	18	1:29.138	1.822	0.119	174.3
33	15	Léna Buhler	CHE	R	16	R-ACE GP	FRA	Formula Alpine	32	31	1:29.365	2.049	0.227	173.9

* PENALTIES

CAR 58 TIME 1:28.978 DELETED TRACK LIMITS AT T 10

CAR 58 TIME 1:29.809 DELETED TRACK LIMITS AT T10

CAR 58 TIME 1:29.122 DELETED TRACK LIMITS AT T 10

CAR 58 TIME 1:29.347 DELETED TRACK LIMITS AT T 10

CAR 33 TIME 1:34.575 DELETED TRACK LIMITS AT T 10

CAR 33 TIME 6:24.850 DELETED TRACK LIMITS AT T 10

CAR 33 TIME 1:28.559 DELETED TRACK LIMITS AT T 10

CAR 16 TIME 1:29.454 DELETED TRACK LIMITS AT T 10

CAR 16 TIME 1:29.111 DELETED TRACK LIMITS AT T 10

CAR 1 TIME 1:27.505 DELETED TRACK LIMITS AT T 10


Published at:.....

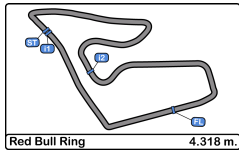
Track Temp: 40.6 °C Air Temp: 24.6 °C Humidity: 36 % Track Status: DRY

Stewards:

Race Director:

Timekeeper:


 Luis Angel Garcia Nuñez
 JOB/I-0020-ESP



Red Bull Ring
Formula Regional Championship by Alpine
Collective Test pre-event A
Provisional Results by Category

Clas	Nº	Driver	Nat	Cat	Clas	Team	Nat	Vehicle	Laps	Best	Time	Gap	Interval	Km/h
1	43	Franco Colapinto	ARG			MP MOTORSPORT	NLD	Formula Alpine	24	23	1:27.316			178.0
2	30	Michael Belov	RUS			G4 RACING	CHE	Formula Alpine	27	13	1:27.402	0.086	0.086	177.8
3	26	Grégoire Saucy	CHE			ART GRAND PRIX	FRA	Formula Alpine	40	39	1:27.457	0.141	0.055	177.7
4	21	Alex Quinn	GBR			ARDEN	GBR	Formula Alpine	38	32	1:27.525	0.209	0.068	177.6
5	1	Paul Aron	EST			PREMA POWERTEAM	ITA	Formula Alpine	36	29	1:27.621	0.305	0.096	177.4
6	10	Hadrien David	FRA			R-ACE GP	FRA	Formula Alpine	36	17	1:27.668	0.352	0.047	177.3
7	8	William Alatalo	FIN			ARDEN	GBR	Formula Alpine	36	19	1:27.710	0.394	0.042	177.2
8	12	David Vidales	ESP			PREMA POWERTEAM	ITA	Formula Alpine	37	35	1:27.786	0.470	0.076	177.0
9	22	Zane Maloney	GBR			R-ACE GP	FRA	Formula Alpine	33	29	1:27.860	0.544	0.074	176.9
10	11	Gianluca Petecof	BRA			KIC MOTORSPORT	FIN	Formula Alpine	36	23	1:27.902	0.586	0.042	176.8
11	5	Patrik Pasma	FIN			ART GRAND PRIX	FRA	Formula Alpine	39	37	1:27.990	0.674	0.088	176.6
12	9	Alexandre Bardinon	FRA			FA RACING	ESP	Formula Alpine	38	21	1:27.992	0.676	0.002	176.6
13	62	Lorenzo Fluxa	ESP			VAN AMERSFOORT	NLD	Formula Alpine	33	23	1:28.051	0.735	0.059	176.5
14	14	Nicola Marinangeli	ITA			ARDEN	GBR	Formula Alpine	27	19	1:28.256	0.940	0.205	176.1
15	33	Ido Cohen	ISR			JD MOTORSPORT	ITA	Formula Alpine	30	21	1:28.270	0.954	0.014	176.1
16	41	Emidio Pesce	ITA			DR FORMULA	PRT	Formula Alpine	32	23	1:28.620	1.304	0.350	175.4
17	16	Tommy Smith	AUS			JD MOTORSPORT	ITA	Formula Alpine	33	18	1:29.138	1.822	0.518	174.3

Rookie

1	51	Francesco Pizzi	ITA	R	1	VAN AMERSFOORT	NLD	Formula Alpine	29	21	1:27.390			177.8
2	6	Isack Hadjar	FRA	R	2	R-ACE GP	FRA	Formula Alpine	36	33	1:27.428	0.038	0.038	177.8
3	46	Gabriele Mini	ITA	R	3	ART GRAND PRIX	FRA	Formula Alpine	31	30	1:27.454	0.064	0.026	177.7
4	17	Dino Beganovic	SWE	R	4	PREMA POWERTEAM	ITA	Formula Alpine	36	26	1:27.588	0.198	0.134	177.4
5	85	Gabriel Bortoletto	BRA	R	5	FA RACING	ESP	Formula Alpine	20	19	1:27.672	0.282	0.084	177.3
6	64	Mari Boya	ESP	R	6	VAN AMERSFOORT	NLD	Formula Alpine	35	19	1:27.696	0.306	0.024	177.2
7	35	Pietro Delli Guanti	ITA	R	7	MONOLITE RACING	ITA	Formula Alpine	32	19	1:27.726	0.336	0.030	177.1
8	19	Andrea Rosso	ITA	R	8	FA RACING	ESP	Formula Alpine	32	31	1:27.837	0.447	0.111	176.9
9	27	Kas Haverkort	NLD	R	9	MP MOTORSPORT	NLD	Formula Alpine	22	20	1:28.047	0.657	0.210	176.5
10	91	Eduardo Barrichello	BRA	R	10	JD MOTORSPORT	ITA	Formula Alpine	32	24	1:28.066	0.676	0.019	176.5
11	96	Oliver Goethe	DNK	R	11	MP MOTORSPORT	NLD	Formula Alpine	22	19	1:28.345	0.955	0.279	175.9
12	58	Elias Seppanen	FIN	R	12	KIC MOTORSPORT	FIN	Formula Alpine	39	38	1:28.374	0.984	0.029	175.8
13	99	José Garfias	MEX	R	13	MONOLITE RACING	ITA	Formula Alpine	22	14	1:28.488	1.098	0.114	175.6
14	7	Axel Gnos	CHE	R	14	G4 RACING	CHE	Formula Alpine	34	33	1:28.848	1.458	0.360	174.9
15	2	Nico Gohler	BEL	R	15	KIC MOTORSPORT	FIN	Formula Alpine	32	24	1:29.019	1.629	0.171	174.6
16	15	Léna Buhler	CHE	R	16	R-ACE GP	FRA	Formula Alpine	32	31	1:29.365	1.975	0.346	173.9

* PENALTIES

CAR 58 TIME 1:28.978 DELETED TRACK LIMITS AT T 10
 CAR 58 TIME 1:29.809 DELETED TRACK LIMITS AT T10
 CAR 58 TIME 1:29.122 DELETED TRACK LIMITS AT T 10
 CAR 58 TIME 1:29.347 DELETED TRACK LIMITS AT T 10
 CAR 33 TIME 1:34.575 DELETED TRACK LIMITS AT T 10
 CAR 33 TIME 6:24.850 DELETED TRACK LIMITS AT T 10
 CAR 33 TIME 1:28.559 DELETED TRACK LIMITS AT T 10
 CAR 16 TIME 1:29.454 DELETED TRACK LIMITS AT T 10
 CAR 16 TIME 1:29.111 DELETED TRACK LIMITS AT T 10
 CAR 1 TIME 1:27.505 DELETED TRACK LIMITS AT T 10


Published at:.....

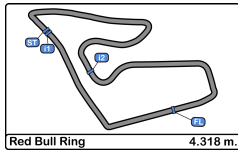
Track Temp: 40.6 °C Air Temp: 24.6 °C Humidity: 36 % Track Status: DRY

Stewards:

Race Director:

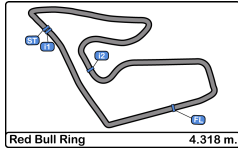
Timekeeper:


 Luis Angel Garcia Nuñez
 JOB/I-0020-ESP



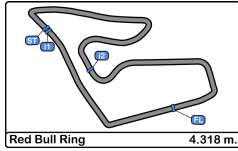
Red Bull Ring
Formula Regional Championship by Alpine
Collective Test pre-event A
Lap Analysis

1 Paul Aron							Formula Alpine 2 Nico Gohler								
PREMA POWERTEAM							Rookie KIC MOTORSPORT								
Lap	D	Time	Sector 1	Sector 2	Sector 3	T. Spd	Elapsed	Lap	D	Time	Sector 1	Sector 2	Sector 3	T. Spd	Elapsed
1		14:02:17.019 P	14:00:44.824	50.298	41.897	144.5	14:02:17.019	1		14:02:34.307 P	14:01:02.306	48.620	43.381	160.9	14:02:34.307
2		5:17.071	4:01.617	45.867	29.587	178.5	14:07:34.090	2		3:23.813	2:14.924	41.228	27.661	216.0	14:05:58.120
3		1:36.330	25.281	42.675	28.374	165.8	14:09:10.420	3		1:30.646	22.813	40.748	27.085	225.9	14:07:28.766
4		1:33.873	24.744	41.906	27.223	162.8	14:10:44.293	4		1:30.317	22.745	40.472	27.100	228.8	14:08:59.083
5		1:30.400	22.538	40.751	27.111	225.4	14:12:14.693	5		1:29.703	22.633	40.006	27.064	226.8	14:10:28.786
6		1:48.540 P	22.402	43.621	42.517	226.8	14:14:03.233	6		1:30.102	22.473	40.653	26.976	227.3	14:11:58.888
7		7:26.203	6:18.258	41.007	26.938	201.8	14:21:29.436	7		1:49.506 P	22.671	42.380	44.455	227.3	14:13:48.394
8		1:28.960	22.432	39.689	26.839	227.8	14:22:58.396	8		4:51.193	3:43.370	40.660	27.163	220.4	14:18:39.587
9		1:28.414	22.307	39.423	26.684	229.2	14:24:26.810	9		1:29.766	22.631	40.239	26.896	227.8	14:20:09.353
10		1:28.527	22.341	39.473	26.713	230.2	14:25:55.337	10		1:29.537	22.539	40.197	26.801	227.8	14:21:38.890
11		1:28.096	22.261	39.374	26.461	230.2	14:27:23.433	11		1:29.543	22.669	40.020	26.854	225.4	14:23:08.433
12		1:36.731 P	22.218	39.661	34.852	231.2	14:29:00.164	12		1:39.029 P	22.561	40.808	35.660	227.8	14:24:47.462
13		7:53.012	6:39.571	44.293	29.148	152.9	14:36:53.176	13		5:09.339	4:01.835	40.462	27.042	222.6	14:29:56.801
14		1:35.234	25.210	41.903	28.121	186.5	14:38:28.410	14		1:29.171	22.563	39.840	26.768	226.8	14:31:25.972
15		1:32.414	24.642	40.973	26.799	190.4	14:40:00.824	15		1:29.292	22.535	39.940	26.817	226.4	14:32:55.264
16		1:28.254	22.370	39.319	26.565	227.8	14:41:29.078	16		1:43.601 P	23.012	42.665	37.924	226.4	14:34:38.865
17		1:28.023	22.243	39.324	26.456	227.8	14:42:57.101	17		43:04.581	41:51.906	44.766	27.909	207.2	15:17:43.446
18		1:27.965	22.270	39.288	26.407	227.8	14:44:25.066	18		1:30.365	23.122	40.284	26.959	225.4	15:19:13.811
19		1:27.828	22.244	39.128	26.456	228.3	14:45:52.894	19		1:29.341	22.676	39.753	26.912	227.3	15:20:43.152
20		1:27.657	22.153	39.271	26.233	229.2	14:47:20.551	20		1:29.604	22.750	39.875	26.979	225.9	15:22:12.756
21		1:27.695	22.150	39.317	26.228	229.2	14:48:48.246	21		1:29.456	22.587	39.898	26.971	226.4	15:23:42.212
22		1:27.848	22.246	39.425	26.177	228.8	14:50:16.094	22		1:29.300	22.545	39.960	26.795	225.9	15:25:11.512
23		1:38.121 P	22.162	39.490	36.469	228.8	14:51:54.215	23		1:31.228	23.197	40.964	27.067	220.8	15:26:42.740
24		6:55.658	5:46.197	41.971	27.490	194.9	14:58:49.873	24		1:29.019	22.533	39.737	26.749	227.3	15:28:11.759
25		1:30.506	23.286	40.604	26.616	216.0	15:00:20.379	25		1:29.047	22.570	39.667	26.810	226.4	15:29:40.806
26		1:27.687	22.185	39.319	26.183	228.8	15:01:48.066	26		1:29.101	22.502	39.953	26.646	227.3	15:31:09.907
27		1:27.505	22.154	39.151	26.200	229.7	15:03:15.571	27		1:30.717	22.433	41.241	27.043	229.2	15:32:40.624
28		1:29.338	22.192	40.275	26.871	230.7	15:04:44.909	28		1:39.347 P	22.525	40.557	36.265	229.2	15:34:19.971
29		1:27.621	22.263	39.241	26.117	230.7	15:06:12.530	29		11:41.356	10:30.932	41.494	28.930	215.1	15:46:01.327
30		1:37.369 P	22.102	39.791	35.476	230.7	15:07:49.899	30		1:32.818	22.833	41.381	28.604	223.6	15:47:34.145
31		28:21.408	27:06.841	45.022	29.545	181.5	15:36:11.307	31		1:29.126	22.392	39.976	26.758	228.8	15:49:03.271
32		2:09.969 P	24.196	57.188	48.585	198.1	15:38:21.276	32		1:44.137 P	22.507	39.829	41.801	228.3	15:50:47.408
33		7:26.196	6:15.177	40.800	30.219	218.1	15:45:47.472								
34		1:28.116	22.283	39.436	26.397	226.8	15:47:15.588								
35		1:27.900	22.170	39.334	26.396	229.2	15:48:43.488								
36		1:36.046 P	22.372	39.414	34.260	228.8	15:50:19.534								



Red Bull Ring
Formula Regional Championship by Alpine
Collective Test pre-event A
Lap Analysis

5 Patrik Pasma							6 Isack Hadjar								
Formula Alpine							Formula Alpine								
ART GRAND PRIX							Rookie								
Lap	D	Time	Sector 1	Sector 2	Sector 3	T. Spd	Elapsed	Lap	D	Time	Sector 1	Sector 2	Sector 3	T. Spd	Elapsed
1		14:01:52.072	14:00:32.865	47.770	31.437	196.0	14:01:52.072	1		14:02:03.144	14:00:42.701	48.342	32.101	162.8	14:02:03.144
2		1:38.270	25.588	43.433	29.249	197.8	14:03:30.342	2		1:41.125	25.472	44.723	30.930	175.6	14:03:44.269
3		1:33.923	24.189	41.532	28.202	185.5	14:05:04.265	3		1:37.948	23.154	47.119	27.675	225.9	14:05:22.217
4		1:29.372	22.770	39.862	26.740	225.4	14:06:33.637	4		1:29.472	22.646	39.742	27.084	227.3	14:06:51.689
5		1:41.046 P	22.911	42.780	35.355	222.6	14:08:14.683	5		1:28.568	22.391	39.406	26.771	228.3	14:08:20.257
6		9:14.137	8:03.920	42.070	28.147	203.0	14:17:28.820	6		1:39.779	23.157	45.527	31.095	190.1	14:10:00.036
7		1:32.558	24.096	41.288	27.174	200.7	14:19:01.378	7		1:28.300	22.382	39.223	26.695	227.3	14:11:28.336
8		1:29.268	22.499	39.786	26.983	228.3	14:20:30.646	8		1:50.000 P	22.337	42.237	45.426	227.8	14:13:18.336
9		1:28.521	22.349	39.549	26.623	228.3	14:21:59.167	9		10:42.319	9:20.008	48.263	34.048	192.1	14:24:00.655
10		1:30.050	22.379	39.531	28.140	227.8	14:23:29.217	10		1:46.865	25.843	49.637	31.385	198.1	14:25:47.520
11		1:28.809	22.327	39.692	26.790	230.2	14:24:58.026	11		1:39.684	24.134	44.109	31.441	227.8	14:27:27.204
12		1:33.704	22.997	43.213	27.494	221.3	14:26:31.730	12		1:33.142	23.244	40.976	28.922	230.7	14:29:00.346
13		1:28.447	22.324	39.543	26.580	229.2	14:28:00.177	13		1:28.122	22.380	39.229	26.513	227.8	14:30:28.468
14		1:28.281	22.269	39.295	26.717	229.7	14:29:28.458	14		1:27.665	22.293	39.060	26.312	230.2	14:31:56.133
15		1:35.599 P	22.379	40.961	32.259	229.2	14:31:04.057	15		1:33.127	22.865	42.394	27.868	200.7	14:33:29.260
16		13:02.442	11:52.586	42.659	27.197	200.0	14:44:06.499	16		1:27.594	22.267	39.000	26.327	228.3	14:34:56.854
17		1:28.554	22.489	39.570	26.495	227.3	14:45:35.053	17		1:27.487	22.155	39.114	26.218	228.3	14:36:24.341
18		1:28.118	22.293	39.123	26.702	228.3	14:47:03.171	18		1:27.492	22.159	38.963	26.370	229.2	14:37:51.833
19		1:28.544	22.296	39.727	26.521	227.3	14:48:31.715	19		1:36.498 P	22.932	39.211	34.355	226.4	14:39:28.331
20		1:30.651	22.750	41.048	26.853	226.8	14:50:02.366	20		28:53.902	27:35.900	46.290	31.712	197.8	15:08:22.233
21		1:28.197	22.276	39.463	26.458	228.8	14:51:30.563	21		1:34.982	24.252	41.831	28.899	205.7	15:09:57.215
22		1:29.591	22.283	39.264	28.044	229.7	14:53:00.154	22		1:30.847	22.457	41.055	27.335	228.3	15:11:28.062
23		1:55.925 P	23.036	41.463	51.426	225.9	14:54:56.079	23		1:27.851	22.238	39.203	26.410	228.8	15:12:55.913
24		20:08.784	18:52.989	46.281	29.514	176.1	15:15:04.863	24		1:27.639	22.235	39.146	26.258	227.8	15:14:23.552
25		1:34.920	24.058	43.089	27.773	204.9	15:16:39.783	25		1:30.984	22.120	39.318	29.546	230.2	15:15:54.536
26		1:28.350	22.347	39.470	26.533	228.8	15:18:08.133	26		1:34.749	23.205	43.630	27.914	228.8	15:17:29.285
27		1:28.319	22.338	39.385	26.596	229.2	15:19:36.452	27		1:27.554	22.179	39.050	26.325	230.2	15:18:56.839
28		1:28.587	22.422	39.472	26.693	227.8	15:21:05.039	28		1:34.281 P	22.219	39.302	32.760	228.3	15:20:31.120
29		1:34.003	22.402	43.632	27.969	224.0	15:22:39.042	29		6:07.425	4:53.879	44.493	29.053	199.6	15:26:38.545
30		1:28.274	22.353	39.344	26.577	227.3	15:24:07.316	30		1:42.776	24.060	44.608	34.108	225.9	15:28:21.321
31		1:36.430 P	22.382	41.224	32.824	229.2	15:25:43.746	31		1:27.438	22.124	39.053	26.261	228.3	15:29:48.759
32		8:16.156	7:01.437	45.479	29.240	199.6	15:33:59.902	32		1:35.255	22.141	45.217	27.897	229.2	15:31:24.014
33		1:33.719	23.728	41.745	28.246	187.8	15:35:33.621	33		1:27.428	22.102	39.099	26.227	230.7	15:32:51.442
34		1:43.393 P	23.218	40.639	39.536	200.0	15:37:17.014	34		1:33.862	22.862	43.025	27.975	196.3	15:34:25.304
35		8:23.329	7:14.748	41.668	26.913	221.7	15:45:40.343	35		1:27.691	22.098	39.113	26.480	230.7	15:35:52.995
36		1:28.344	22.426	39.389	26.529	229.2	15:47:08.687	36		1:56.085 P	25.091	45.959	45.035	174.1	15:37:49.080
37		1:27.990	22.206	39.315	26.469	231.2	15:48:36.677								
38		1:30.749	22.364	39.632	28.753	231.2	15:50:07.426								
39		1:40.907 P	22.357	41.847	36.703	230.2	15:51:48.333								



Red Bull Ring
Formula Regional Championship by Alpine
Collective Test pre-event A
Lap Analysis

7

Axel Gnos

Formula Alpine 8

William Alatalo

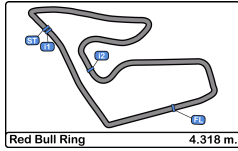
Formula Alpine

Rookie

G4 RACING

ARDEN

Lap	D	Time	Sector 1	Sector 2	Sector 3	T. Spd	Elapsed	Lap	D	Time	Sector 1	Sector 2	Sector 3	T. Spd	Elapsed
1		14:02:43.777 P	14:01:13.564	45.787	44.426	198.5	14:02:43.777	1		14:02:27.319 P	14:00:54.917	48.876	43.526	173.0	14:02:27.319
2		4:33.989	3:23.107	42.515	28.367	213.8	14:07:17.766	2		6:13.427	4:54.673	49.307	29.447	202.2	14:08:40.746
3		1:32.381	23.658	41.216	27.507	223.6	14:08:50.147	3		1:34.872	23.717	42.724	28.431	215.1	14:10:15.618
4		1:31.128	23.194	40.378	27.556	222.6	14:10:21.275	4		1:32.066	22.961	40.357	28.748	224.5	14:11:47.684
5		5:24.195 P	22.816	4:19.515	41.864	225.9	14:15:45.470	5		1:49.009 P	22.487	40.896	45.626	226.8	14:13:36.693
6		3:09.229	2:00.317	40.921	27.991	219.5	14:18:54.699	6		4:02.767	2:53.391	41.026	28.350	221.7	14:17:39.460
7		1:30.816	23.179	40.294	27.343	226.4	14:20:25.515	7		1:28.935	22.615	39.405	26.915	228.3	14:19:08.395
8		1:30.077	22.822	40.325	26.930	226.4	14:21:55.592	8		1:29.641	22.384	39.698	27.559	231.7	14:20:38.036
9		1:29.490	22.686	39.821	26.983	228.3	14:23:25.082	9		1:28.578	22.503	39.385	26.690	227.8	14:22:06.614
10		1:30.318	22.589	40.507	27.222	227.8	14:24:55.400	10		1:28.073	22.289	39.357	26.427	229.2	14:23:34.687
11		1:29.481	22.528	39.890	27.063	228.8	14:26:24.881	11		1:28.060	22.258	39.227	26.575	229.7	14:25:02.747
12		1:30.118	22.636	39.968	27.514	228.3	14:27:54.999	12		1:31.696	22.878	41.233	27.585	206.5	14:26:34.443
13		1:46.573 P	22.901	45.827	37.845	228.8	14:29:41.572	13		1:28.027	22.265	39.238	26.524	229.7	14:28:02.470
14		7:13.344	5:59.114	45.304	28.926	169.0	14:36:54.916	14		1:35.088 P	22.259	39.653	33.176	230.2	14:29:37.558
15		1:35.573	24.621	42.497	28.455	154.2	14:38:30.489	15		11:05.427	9:51.239	44.999	29.189	129.4	14:40:42.985
16		1:34.038	25.126	41.256	27.656	203.0	14:40:04.527	16		1:31.215	22.509	39.334	29.372	227.3	14:42:14.200
17		1:29.455	22.780	39.831	26.844	226.4	14:41:33.982	17		1:28.156	22.262	39.248	26.646	228.8	14:43:42.356
18		1:29.428	22.601	39.891	26.936	227.3	14:43:03.410	18		1:30.305	22.190	40.451	27.664	231.7	14:45:12.661
19		1:29.212	22.650	39.838	26.724	226.8	14:44:32.622	19		1:27.710	22.234	39.129	26.347	228.3	14:46:40.371
20		1:29.108	22.492	39.931	26.685	226.8	14:46:01.730	20		1:27.850	22.142	39.119	26.589	228.3	14:48:08.221
21		1:29.183	22.456	39.931	26.796	226.8	14:47:30.913	21		1:34.706 P	22.847	40.011	31.848	206.8	14:49:42.927
22		1:29.331	22.714	39.970	26.647	226.4	14:49:00.244	22		25:34.561	24:22.024	44.361	28.176	203.0	15:15:17.488
23		1:39.796 P	23.557	41.033	35.206	224.5	14:50:40.040	23		1:31.213	22.905	41.110	27.198	225.4	15:16:48.701
24		34:59.830	33:44.823	44.764	30.243	207.2	15:25:39.870	24		1:28.509	22.445	39.468	26.596	227.8	15:18:17.210
25		1:30.721	23.179	40.574	26.968	225.0	15:27:10.591	25		1:28.088	22.340	39.350	26.398	227.3	15:19:45.298
26		1:38.114 P	22.911	40.353	34.850	225.9	15:28:48.705	26		1:32.149	23.933	40.782	27.434	222.2	15:21:17.447
27		4:50.863	3:40.694	42.657	27.512	189.4	15:33:39.568	27		1:28.350	22.355	39.515	26.480	227.8	15:22:45.797
28		1:31.393	23.118	40.783	27.492	225.4	15:35:10.961	28		1:28.240	22.275	39.580	26.385	226.8	15:24:14.037
29		1:32.631	23.807	41.795	27.029	205.3	15:36:43.592	29		1:35.338 P	22.496	39.495	33.347	228.3	15:25:49.375
30		2:21.589 P	28.786	1:00.784	52.019	122.8	15:39:05.181	30		8:58.078	7:44.123	44.945	29.010	216.0	15:34:47.453
31		7:04.937	5:56.229	41.588	27.120	220.4	15:46:10.118	31		1:31.711	23.113	40.965	27.633	225.0	15:36:19.164
32		1:30.902	22.391	39.671	28.840	229.7	15:47:41.020	32		2:07.187 P	22.425	55.443	49.319	226.4	15:38:26.351
33		1:28.848	22.384	39.580	26.884	230.2	15:49:09.868	33		7:30.168	6:16.485	40.942	32.741	223.6	15:45:56.519
34		1:48.760 P	23.049	39.698	46.013	229.2	15:50:58.628	34		1:29.006	22.398	39.395	27.213	227.3	15:47:25.525
								35		1:27.927	22.426	39.257	26.244	227.8	15:48:53.452
								36		1:40.903 P	22.199	39.358	39.346	229.7	15:50:34.355



Red Bull Ring
Formula Regional Championship by Alpine
Collective Test pre-event A
Lap Analysis

9

Alexandre Bardinon

Formula Alpine 10

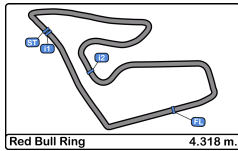
Hadrien David

Formula Alpine

FA RACING

R-ACE GP

Lap	D	Time	Sector 1	Sector 2	Sector 3	T. Spd	Elapsed	Lap	D	Time	Sector 1	Sector 2	Sector 3	T. Spd	Elapsed
1		14:02:30.659	14:01:10.725	48.229	31.705	155.6	14:02:30.659	1		14:01:58.595	14:00:40.043	46.881	31.671	166.9	14:01:58.595
2		1:34.279	24.205	41.950	28.124	186.2	14:04:04.938	2		1:38.608	24.859	43.732	30.017	185.2	14:03:37.203
3		1:32.687	23.360	41.692	27.635	185.5	14:05:37.625	3		1:33.820	24.433	41.568	27.819	184.3	14:05:11.023
4		1:29.689	22.399	39.982	27.308	228.8	14:07:07.314	4		1:29.856	22.671	40.065	27.120	227.8	14:06:40.879
5		1:29.683	22.371	39.913	27.399	228.8	14:08:36.997	5		1:29.558	22.444	40.366	26.748	228.3	14:08:10.437
6		1:29.564	22.382	39.817	27.365	229.2	14:10:06.561	6		1:28.559	22.294	39.559	26.706	229.2	14:09:38.996
7		1:29.605	22.305	40.060	27.240	234.7	14:11:36.166	7		1:39.813	23.277	47.190	29.346	183.3	14:11:18.809
8		1:51.098 P	22.344	41.903	46.851	229.2	14:13:27.264	8		1:31.156	22.250	41.438	27.468	228.3	14:12:49.965
9		6:24.584	5:16.727	40.543	27.314	204.5	14:19:51.848	9		2:10.023 P	27.741	52.949	49.333	146.5	14:14:59.988
10		1:29.181	22.447	39.673	27.061	230.7	14:21:21.029	10		8:13.422	7:02.406	43.028	27.988	177.3	14:23:13.410
11		1:29.132	22.228	39.879	27.025	232.2	14:22:50.161	11		1:35.667	23.795	43.238	28.634	146.3	14:24:49.077
12		1:29.062	22.205	39.791	27.066	232.2	14:24:19.223	12		1:28.104	22.339	39.191	26.574	230.2	14:26:17.181
13		1:38.539 P	22.232	39.852	36.455	233.7	14:25:57.762	13		1:30.772	22.199	39.302	29.271	230.7	14:27:47.953
14		7:33.225	6:25.566	40.171	27.488	225.0	14:33:30.987	14		1:35.383	22.214	43.206	29.963	231.7	14:29:23.336
15		1:28.695	22.473	39.508	26.714	228.3	14:34:59.682	15		1:27.740	22.198	39.119	26.423	230.2	14:30:51.076
16		1:28.620	22.380	39.611	26.629	228.8	14:36:28.302	16		1:35.237	22.212	41.270	31.755	230.2	14:32:26.313
17		1:28.501	22.302	39.448	26.751	229.2	14:37:56.803	17		1:27.668	22.213	39.220	26.235	229.2	14:33:53.981
18		1:39.034 P	22.317	40.282	36.435	229.7	14:39:35.837	18		1:34.405 P	22.217	39.289	32.899	231.7	14:35:28.386
19		5:11.890	4:02.920	40.617	28.353	211.3	14:44:47.727	19		32:07.957	30:57.285	42.843	27.829	194.9	15:07:36.343
20		1:28.291	22.333	39.272	26.686	229.2	14:46:16.018	20		1:31.627	23.577	40.852	27.198	217.3	15:09:07.970
21		1:27.992	22.231	39.253	26.508	230.2	14:47:44.010	21		1:28.184	22.422	39.346	26.416	228.8	15:10:36.154
22		1:37.893 P	22.818	40.422	34.653	227.3	14:49:21.903	22		1:33.030	24.025	42.000	27.005	224.0	15:12:09.184
23		27:39.061	26:26.057	43.994	29.010	198.5	15:17:00.964	23		1:28.192	22.263	39.512	26.417	229.2	15:13:37.376
24		1:30.586	23.314	39.996	27.276	224.5	15:18:31.550	24		1:29.107	22.236	40.296	26.575	229.2	15:15:06.483
25		1:28.861	22.476	39.624	26.761	228.3	15:20:00.411	25		1:27.779	22.247	39.213	26.319	227.3	15:16:34.262
26		1:28.497	22.342	39.414	26.741	227.8	15:21:28.908	26		1:27.738	22.159	39.249	26.330	228.8	15:18:02.000
27		1:28.504	22.384	39.515	26.605	228.3	15:22:57.412	27		1:38.418 P	23.431	41.117	33.870	227.3	15:19:40.418
28		1:28.124	22.393	39.270	26.461	228.8	15:24:25.536	28		6:46.457	5:27.900	47.924	30.633	216.4	15:26:26.875
29		1:29.622	22.360	39.695	27.567	228.3	15:25:55.158	29		1:28.354	22.441	39.459	26.454	228.3	15:27:55.229
30		1:28.480	22.267	39.454	26.759	228.3	15:27:23.638	30		1:27.863	22.301	39.323	26.239	229.7	15:29:23.092
31		1:38.764 P	22.273	39.886	36.605	229.2	15:29:02.402	31		1:33.634	22.149	40.528	30.957	231.7	15:30:56.726
32		6:12.497	5:04.217	40.666	27.614	225.0	15:35:14.899	32		1:28.089	22.133	39.518	26.438	231.2	15:32:24.815
33		1:31.596	22.890	40.076	28.630	228.8	15:36:46.495	33		1:27.951	22.153	39.409	26.389	231.2	15:33:52.766
34		2:22.688 P	26.605	1:02.626	53.457	103.6	15:39:09.183	34		1:29.131	22.115	40.631	26.385	232.7	15:35:21.897
35		7:17.038	6:06.608	40.652	29.778	213.4	15:46:26.221	35		1:27.999	22.194	39.391	26.414	230.7	15:36:49.896
36		1:28.574	22.346	39.540	26.688	229.7	15:47:54.795	36		2:21.187 P	29.811	57.730	53.646	129.1	15:39:11.083
37		1:28.273	22.264	39.311	26.698	229.7	15:49:23.068								
38		1:45.298 P	22.595	40.114	42.589	229.2	15:51:08.366								



Red Bull Ring

Formula Regional Championship by Alpine

Collective Test pre-event A

Lap Analysis

11

Gianluca Petecof

Formula Alpine 12

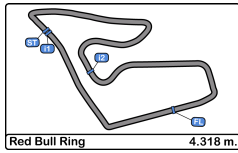
David Vidales

Formula Alpine

KIC MOTORSPORT

PREMA POWERTEAM

Lap	D	Time	Sector 1	Sector 2	Sector 3	T. Spd	Elapsed	Lap	D	Time	Sector 1	Sector 2	Sector 3	T. Spd	Elapsed
1		14:02:51.110 P	14:01:20.368	50.220	40.522	180.0	14:02:51.110	1		14:02:24.778 P	14:00:50.094	49.689	44.995	168.7	14:02:24.778
2		5:28.037	4:07.267	48.019	32.751	189.8	14:08:19.147	2		5:29.480	4:09.788	47.764	31.928	180.3	14:07:54.258
3		1:43.251	24.640	46.113	32.498	187.8	14:10:02.398	3		1:38.936	24.707	44.139	30.090	204.1	14:09:33.194
4		1:31.927	23.944	40.815	27.168	212.1	14:11:34.325	4		1:33.382	23.512	41.812	28.058	221.3	14:11:06.576
5		1:46.300 P	22.552	40.537	43.211	226.8	14:13:20.625	5		1:31.148	22.876	40.954	27.318	224.0	14:12:37.724
6		4:40.387	3:26.580	45.213	28.594	203.0	14:18:01.012	6		1:52.149 P	23.006	49.705	39.438	173.9	14:14:29.873
7		1:30.256	22.761	40.686	26.809	228.3	14:19:31.268	7		3:50.686	2:40.710	41.271	28.705	221.3	14:18:20.559
8		1:28.703	22.450	39.777	26.476	227.8	14:20:59.971	8		1:29.887	22.737	40.177	26.973	226.4	14:19:50.446
9		1:28.588	22.407	39.545	26.636	228.3	14:22:28.559	9		1:29.510	22.471	40.070	26.969	227.3	14:21:19.956
10		1:28.347	22.396	39.424	26.527	227.8	14:23:56.906	10		1:29.133	22.404	39.930	26.799	229.7	14:22:49.089
11		1:28.306	22.407	39.446	26.453	228.3	14:25:25.212	11		1:29.291	22.449	39.920	26.922	229.7	14:24:18.380
12		1:35.333	22.472	44.410	28.451	228.3	14:27:00.545	12		1:37.020 P	22.348	39.881	34.791	233.2	14:25:55.400
13		1:28.287	22.429	39.520	26.338	228.8	14:28:28.832	13		10:03.911	8:44.512	47.779	31.620	149.1	14:35:59.311
14		1:28.460	22.255	39.600	26.605	228.3	14:29:57.292	14		1:37.214	23.934	41.732	31.548	223.1	14:37:36.525
15		1:46.244 P	23.611	43.707	38.926	180.0	14:31:43.536	15		1:30.322	22.625	40.665	27.032	226.8	14:39:06.847
16		4:19.897	3:02.349	44.350	33.198	203.7	14:36:03.433	16		1:28.853	22.445	39.669	26.739	229.2	14:40:35.700
17		1:29.048	22.724	39.678	26.646	226.8	14:37:32.481	17		1:28.345	22.284	39.567	26.494	228.3	14:42:04.045
18		1:28.081	22.385	39.327	26.369	227.3	14:39:00.562	18		1:37.652	23.792	43.293	30.567	218.1	14:43:41.697
19		1:28.197	22.382	39.530	26.285	229.2	14:40:28.759	19		1:28.223	22.316	39.443	26.464	228.8	14:45:09.920
20		1:30.604	22.245	40.283	28.076	228.8	14:41:59.363	20		1:35.033	22.836	45.103	27.094	226.8	14:46:44.953
21		1:52.414	26.649	55.550	30.215	121.8	14:43:51.777	21		1:27.988	22.257	39.378	26.353	227.8	14:48:12.941
22		1:28.308	22.484	39.465	26.359	227.3	14:45:20.085	22		1:28.075	22.264	39.447	26.364	227.8	14:49:41.016
23		1:27.902	22.266	39.369	26.267	229.2	14:46:47.987	23		1:27.790	22.180	39.391	26.219	227.8	14:51:08.806
24		1:33.561	22.180	42.968	28.413	229.2	14:48:21.548	24		1:36.130 P	22.276	39.565	34.289	229.2	14:52:44.936
25		1:27.995	22.370	39.403	26.222	227.8	14:49:49.543	25		6:59.055	5:49.965	42.031	27.059	223.1	14:59:43.991
26		1:54.692 P	25.441	52.153	37.098	115.7	14:51:44.235	26		1:28.234	22.313	39.543	26.378	228.3	15:01:12.225
27		26:41.643	25:18.213	52.202	31.228	118.4	15:18:25.878	27		1:30.479	22.259	40.334	27.886	229.7	15:02:42.704
28		1:38.754	23.907	46.222	28.625	221.7	15:20:04.632	28		1:27.836	22.324	39.300	26.212	229.7	15:04:10.540
29		1:40.003	22.928	46.650	30.425	225.0	15:21:44.635	29		1:30.150	22.167	39.262	28.721	230.2	15:05:40.690
30		1:30.009	22.800	40.355	26.854	225.4	15:23:14.644	30		1:34.588 P	22.670	39.597	32.321	229.2	15:07:15.278
31		1:28.882	22.432	39.930	26.520	225.9	15:24:43.526	31		28:30.357	27:18.675	43.489	28.193	184.3	15:35:45.635
32		1:28.880	22.406	39.856	26.618	226.4	15:26:12.406	32		1:50.467 P	23.150	43.385	43.932	226.8	15:37:36.102
33		1:28.847	22.362	40.033	26.452	228.3	15:27:41.253	33		8:15.602	7:02.890	41.867	30.845	224.0	15:45:51.704
34		1:28.200	22.367	39.493	26.340	228.3	15:29:09.453	34		1:28.234	22.356	39.597	26.281	226.8	15:47:19.938
35		1:59.810 P	27.887	53.735	38.188	97.7	15:31:09.263	35		1:27.786	22.164	39.361	26.261	228.8	15:48:47.724
36		4:28.046	3:15.677	44.584	27.785	189.1	15:35:37.309	36		1:27.924	22.296	39.370	26.258	228.8	15:50:15.648
37			22.549			229.7		37		1:35.504 P	22.315	39.635	33.554	229.7	15:51:51.152



Red Bull Ring
Formula Regional Championship by Alpine
Collective Test pre-event A
Lap Analysis

14

Nicola Marinangeli

Formula Alpine 15

Léna Buhler

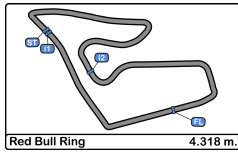
Formula Alpine

ARDEN

Rookie

R-ACE GP

Lap	D	Time	Sector 1	Sector 2	Sector 3	T. Spd	Elapsed	Lap	D	Time	Sector 1	Sector 2	Sector 3	T. Spd	Elapsed
1		14:02:29.728 P	14:00:55.940	49.001	44.787	175.6	14:02:29.728	1		14:02:05.524	14:00:43.633	48.830	33.061	153.6	14:02:05.524
2		6:23.411	5:10.374	44.905	28.132	198.1	14:08:53.139	2		1:44.764	26.376	46.106	32.282	144.7	14:03:50.288
3		1:32.781	23.356	42.077	27.348	224.0	14:10:25.920	3		1:36.999	23.780	43.507	29.712	220.4	14:05:27.287
4		1:31.046	22.537	41.434	27.075	225.4	14:11:56.966	4		1:33.817	22.989	42.484	28.344	225.9	14:07:01.104
5		1:48.782 P	22.385	42.089	44.308	225.9	14:13:45.748	5		1:33.086	23.020	40.730	29.336	227.8	14:08:34.190
6		4:48.232	3:40.095	40.614	27.523	221.3	14:18:33.980	6		1:31.635	22.798	40.478	28.359	228.3	14:10:05.825
7		1:29.322	22.789	39.784	26.749	226.8	14:20:03.302	7		1:36.760	22.886	42.973	30.901	227.3	14:11:42.585
8		1:29.562	22.568	39.671	27.323	228.3	14:21:32.864	8		1:50.131 P	22.985	40.851	46.295	226.8	14:13:32.716
9		1:32.347	23.233	41.993	27.121	173.6	14:23:05.211	9		10:54.272	9:27.798	52.271	34.203	195.2	14:24:26.988
10		1:28.416	22.345	39.495	26.576	229.2	14:24:33.627	10		1:37.971	24.616	44.554	28.801	218.6	14:26:04.959
11		1:28.570	22.381	39.520	26.669	229.7	14:26:02.197	11		1:32.338	23.101	40.782	28.455	228.3	14:27:37.297
12		1:31.628	23.135	41.078	27.415	226.8	14:27:33.825	12		1:31.417	22.919	40.399	28.099	228.3	14:29:08.714
13		1:28.462	22.269	39.413	26.780	229.2	14:29:02.287	13		1:31.153	22.819	40.549	27.785	228.8	14:30:39.867
14		1:37.419 P	22.613	40.112	34.694	231.7	14:30:39.706	14		1:30.853	22.907	40.306	27.640	226.4	14:32:10.720
15		11:05.614	9:53.648	43.959	28.007	189.8	14:41:45.320	15		1:46.134	26.421	46.673	33.040	183.6	14:33:56.854
16		1:29.907	22.717	40.148	27.042	226.4	14:43:15.227	16		1:43.466 P	22.840	40.528	40.098	227.3	14:35:40.320
17		1:30.093	22.464	39.700	27.929	227.8	14:44:45.320	17		32:29.135	31:06.887	49.735	32.513	165.8	15:08:09.455
18		1:28.604	22.367	39.545	26.692	227.3	14:46:13.924	18		1:38.300	24.761	44.526	29.013	215.5	15:09:47.755
19		1:28.256	22.229	39.425	26.602	227.8	14:47:42.180	19		1:32.054	23.183	40.670	28.201	225.9	15:11:19.809
20		1:32.968	25.742	39.910	27.316	222.6	14:49:15.148	20		1:30.795	22.795	40.385	27.615	226.4	15:12:50.604
21		1:28.572	22.297	39.791	26.484	228.3	14:50:43.720	21		1:31.574	22.916	41.107	27.551	226.4	15:14:22.178
22		44:44.594	43:32.060	44.209	28.325	206.8	15:35:28.314	22		1:42.356	24.078	49.721	28.557	159.7	15:16:04.534
23		1:46.012 P	23.365	40.496	42.151	225.0	15:37:14.326	23		1:30.137	22.802	40.187	27.148	227.3	15:17:34.671
24		8:43.299	7:30.790	41.454	31.055	197.8	15:45:57.625	24		2:00.658 P	22.728	58.263	39.667	228.8	15:19:35.329
25		1:30.839	23.696	40.173	26.970	226.8	15:47:28.464	25		7:19.148	6:06.787	44.269	28.092	217.3	15:26:54.477
26		1:28.811	22.455	39.669	26.687	228.8	15:48:57.275	26		1:31.117	22.661	41.362	27.094	225.9	15:28:25.594
27		1:40.619 P	22.307	39.572	38.740	228.8	15:50:37.894	27		1:29.744	22.511	40.135	27.098	228.3	15:29:55.338
								28		1:29.765	22.495	40.060	27.210	228.8	15:31:25.103
								29		1:29.448	22.350	40.106	26.992	230.7	15:32:54.551
								30		1:32.157	22.517	41.494	28.146	229.7	15:34:26.708
								31		1:29.365	22.502	39.984	26.879	230.2	15:35:56.073
								32		2:00.502 P	23.523	50.005	46.974	152.9	15:37:56.575



Red Bull Ring
Formula Regional Championship by Alpine
Collective Test pre-event A
Lap Analysis

16

Tommy Smith

Formula Alpine 17

Dino Beganovic

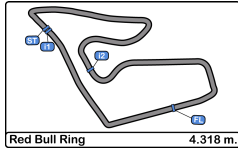
Formula Alpine

JD MOTORSPORT

Rookie

PREMA POWERTEAM

Lap	D	Time	Sector 1	Sector 2	Sector 3	T. Spd	Elapsed	Lap	D	Time	Sector 1	Sector 2	Sector 3	T. Spd	Elapsed
1		14:02:49.141 P	14:01:16.861	47.884	44.396	159.7	14:02:49.141	1		14:02:18.193 P	14:00:49.804	45.752	42.637	193.5	14:02:18.193
2		4:10.403	2:56.129	43.867	30.407	171.7	14:06:59.544	2		4:09.312	2:57.840	43.236	28.236	219.5	14:06:27.505
3		1:38.833	23.871	44.941	30.021	223.1	14:08:38.377	3		1:32.713	24.261	41.231	27.221	154.0	14:08:00.218
4		1:31.395	22.951	40.618	27.826	225.4	14:10:09.772	4		1:32.048	24.204	40.792	27.052	175.3	14:09:32.266
5		1:30.364	22.910	40.399	27.055	226.4	14:11:40.136	5		1:29.396	22.775	39.748	26.873	225.0	14:11:01.662
6		1:49.518 P	22.676	41.388	45.454	225.4	14:13:29.654	6		1:30.832	22.532	41.576	26.724	227.3	14:12:32.494
7		4:33.826	3:19.116	44.897	29.813	203.0	14:18:03.480	7		1:49.436 P	22.485	46.764	40.187	226.8	14:14:21.930
8		1:31.133	22.771	40.992	27.370	225.9	14:19:34.613	8		6:55.602	5:40.216	43.882	31.504	158.1	14:21:17.532
9		1:29.892	22.821	40.264	26.807	227.8	14:21:04.505	9		1:28.978	22.520	39.774	26.684	229.2	14:22:46.510
10		1:30.021	22.529	40.568	26.924	226.8	14:22:34.526	10		1:29.310	22.422	40.294	26.594	229.2	14:24:15.820
11		1:37.225 P	22.630	39.954	34.641	226.4	14:24:11.751	11		1:34.790 P	22.383	39.711	32.696	231.2	14:25:50.610
12		4:50.149	3:40.620	41.358	28.171	224.0	14:29:01.900	12		10:40.072	9:26.672	45.712	27.688	184.3	14:36:30.682
13		1:33.018	22.661	41.454	28.903	227.8	14:30:34.918	13		1:33.784	24.620	41.820	27.344	197.8	14:38:04.466
14		1:29.367	22.567	39.987	26.813	227.8	14:32:04.285	14		1:32.247	23.579	42.035	26.633	159.2	14:39:36.713
15		1:31.125	22.589	40.475	28.061	225.9	14:33:35.410	15		1:28.424	22.512	39.428	26.484	227.3	14:41:05.137
16		1:29.454	22.539	40.046	26.869	227.3	14:35:04.864	16		1:28.171	22.368	39.402	26.401	227.8	14:42:33.308
17		1:29.444	22.520	39.869	26.722	225.4	14:36:33.975	17		1:28.100	22.387	39.388	26.325	227.8	14:44:01.408
18		1:29.138	22.643	39.803	26.692	226.8	14:38:03.113	18		1:28.106	22.353	39.395	26.358	228.3	14:45:29.514
19		1:38.288 P	22.814	40.043	35.431	226.4	14:39:41.401	19		1:28.004	22.274	39.381	26.349	227.3	14:46:57.518
20		37:36.307	36:22.525	45.119	28.663	177.0	15:17:17.708	20		1:27.948	22.281	39.303	26.364	227.3	14:48:25.466
21		1:30.278	22.891	40.289	27.098	224.5	15:18:47.986	21		1:27.815	22.265	39.365	26.185	228.8	14:49:53.281
22		1:30.276	23.104	40.150	27.022	224.0	15:20:18.262	22		1:33.934 P	22.200	39.682	32.052	228.3	14:51:27.215
23		1:30.656	23.069	40.531	27.056	223.1	15:21:48.918	23		7:12.529	6:05.995	40.033	26.501	224.5	14:58:39.744
24		1:29.705	22.647	40.191	26.867	226.4	15:23:18.623	24		1:28.143	22.332	39.500	26.311	228.3	15:00:07.887
25		1:30.393	22.517	41.086	26.790	226.4	15:24:49.016	25		1:27.748	22.170	39.418	26.160	228.3	15:01:35.635
26		1:29.450	22.621	40.011	26.818	226.8	15:26:18.466	26		1:27.588	22.152	39.233	26.203	229.2	15:03:03.223
27		1:30.214	22.552	40.675	26.987	226.8	15:27:48.680	27		1:29.031	22.168	39.121	27.742	230.2	15:04:32.254
28		1:29.760	22.556	40.402	26.802	226.4	15:29:18.440	28		1:27.608	22.211	39.277	26.120	230.2	15:05:59.862
29		1:39.453 P	22.597	40.925	35.931	226.4	15:30:57.893	29		1:35.002 P	22.154	39.813	33.035	230.2	15:07:34.864
30		15:37.804	14:25.279	43.078	29.447	191.1	15:46:35.697	30		27:34.616	26:22.085	44.559	27.972	168.2	15:35:09.480
31		1:30.572	23.358	40.380	26.834	220.8	15:48:06.269	31		1:32.868	24.624	41.171	27.073	204.1	15:36:42.348
32		1:29.511	22.540	40.092	26.879	226.4	15:49:35.780	32		2:20.688 P	28.808	1:00.735	51.145	145.9	15:39:03.036
33		1:52.663 P	22.718	46.289	43.656	225.9	15:51:28.443	33		6:50.238	5:36.006	42.672	31.560	225.9	15:45:53.274
								34		1:28.417	22.372	39.558	26.487	229.2	15:47:21.691
								35		1:28.225	22.273	39.536	26.416	230.2	15:48:49.916
								36		1:39.814 P	22.281	39.326	38.207	230.2	15:50:29.730



Red Bull Ring
Formula Regional Championship by Alpine
Collective Test pre-event A
Lap Analysis

19

Andrea Rosso

Formula Alpine 21

Alex Quinn

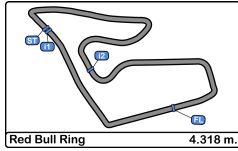
Formula Alpine

Rookie

FA RACING

ARDEN

Lap	D	Time	Sector 1	Sector 2	Sector 3	T. Spd	Elapsed	Lap	D	Time	Sector 1	Sector 2	Sector 3	T. Spd	Elapsed
1		14:02:28.617	14:01:08.777	47.843	31.997	161.4	14:02:28.617	1		14:02:19.565 P	14:00:49.467	47.234	42.864	201.1	14:02:19.565
2		1:32.782	23.650	41.366	27.766	221.7	14:04:01.399	2		5:46.402	4:33.372	43.917	29.113	201.4	14:08:05.967
3		1:31.234	23.229	40.596	27.409	221.7	14:05:32.633	3		1:35.158	24.603	43.057	27.498	197.4	14:09:41.125
4		1:29.866	22.667	40.242	26.957	224.5	14:07:02.499	4		1:29.635	22.653	39.873	27.109	225.9	14:11:10.760
5		1:29.813	22.395	40.202	27.216	229.7	14:08:32.312	5		1:29.165	22.440	39.897	26.828	225.4	14:12:39.925
6		1:28.827	22.250	39.703	26.874	226.4	14:10:01.139	6		1:51.398 P	22.345	50.668	38.385	226.8	14:14:31.323
7		1:29.400	22.285	39.652	27.463	228.3	14:11:30.539	7		4:18.669	3:08.493	43.124	27.052	183.3	14:18:49.992
8		1:43.795 P	22.220	42.153	39.422	228.3	14:13:14.334	8		1:29.150	22.379	40.134	26.637	228.3	14:20:19.142
9		4:55.890	3:46.418	40.857	28.615	223.6	14:18:10.224	9		1:28.369	22.322	39.579	26.468	228.3	14:21:47.511
10		1:28.843	22.447	39.634	26.762	228.3	14:19:39.067	10		1:28.101	22.235	39.457	26.409	229.2	14:23:15.612
11		1:35.337	22.569	43.561	29.207	208.0	14:21:14.404	11		1:28.017	22.277	39.347	26.393	229.7	14:24:43.629
12		1:29.054	22.319	40.039	26.696	229.7	14:22:43.458	12		1:27.955	22.219	39.377	26.359	229.7	14:26:11.584
13		1:28.276	22.237	39.387	26.652	229.7	14:24:11.734	13		1:41.347 P	23.238	42.447	35.662	195.6	14:27:52.931
14		1:33.814 P	22.337	39.850	31.627	232.2	14:25:45.548	14		12:34.150	11:24.528	41.640	27.982	219.0	14:40:27.081
15		14:54.024	13:42.397	44.430	27.197	222.6	14:40:39.572	15		1:28.351	22.438	39.330	26.583	226.8	14:41:55.432
16		1:31.133	22.670	39.800	28.663	225.4	14:42:10.705	16		1:28.165	22.422	39.234	26.509	226.8	14:43:23.597
17		1:28.459	22.409	39.478	26.572	226.4	14:43:39.164	17		1:28.127	22.290	39.448	26.389	228.8	14:44:51.724
18		1:28.394	22.333	39.505	26.556	228.3	14:45:07.558	18		1:43.218	23.448	49.230	30.540	163.8	14:46:34.942
19		1:28.042	22.240	39.329	26.473	228.3	14:46:35.600	19		1:27.618	22.263	39.120	26.235	228.8	14:48:02.560
20		1:32.129	23.674	41.664	26.791	196.7	14:48:07.729	20		1:27.783	22.153	39.296	26.334	229.2	14:49:30.343
21		1:27.995	22.232	39.344	26.419	227.3	14:49:35.724	21		1:41.713 P	22.181	39.359	40.173	229.7	14:51:12.056
22		1:27.941	22.198	39.353	26.390	226.8	14:51:03.665	22		23:30.147	22:19.361	42.678	28.108	207.2	15:14:42.203
23		1:38.877 P	22.321	39.721	36.835	227.8	14:52:42.542	23		1:28.616	22.487	39.555	26.574	227.3	15:16:10.819
24		39:22.903	38:10.046	43.670	29.187	216.0	15:32:05.445	24		1:28.524	22.336	39.390	26.798	228.8	15:17:39.343
25		1:32.160	23.721	41.088	27.351	225.0	15:33:37.605	25		1:28.034	22.270	39.341	26.423	230.2	15:19:07.377
26		1:29.749	22.727	40.144	26.878	226.4	15:35:07.354	26		1:28.354	22.344	39.313	26.697	227.3	15:20:35.731
27		1:28.305	22.303	39.469	26.533	227.8	15:36:35.659	27		1:28.191	22.360	39.344	26.487	227.3	15:22:03.922
28		2:17.741 P	23.239	1:07.514	46.988	111.6	15:38:53.400	28		1:43.533 P	23.440	44.410	35.683	184.9	15:23:47.455
29		7:29.088	6:18.271	41.327	29.490	217.7	15:46:22.488	29		7:04.462	5:48.038	44.293	32.131	189.1	15:30:51.917
30		1:28.458	22.270	39.704	26.484	227.8	15:47:50.946	30		1:35.494	24.022	43.826	27.646	215.5	15:32:27.411
31		1:27.837	22.250	39.417	26.170	228.3	15:49:18.783	31		1:27.924	22.239	39.273	26.412	229.7	15:33:55.335
32		1:44.793 P	22.131	41.574	41.088	228.3	15:51:03.576	32		1:27.525	22.081	39.115	26.329	231.2	15:35:22.860
33								33		1:31.596	22.483	41.331	27.782	215.5	15:36:54.456
34								34		2:19.231 P	27.066	57.526	54.639	135.6	15:39:13.687
35								35		6:41.299	5:27.927	40.562	32.810	225.0	15:45:54.986
36								36		1:27.793	22.293	39.155	26.345	228.8	15:47:22.779
37								37		1:29.115	22.200	39.245	27.670	230.2	15:48:51.894
38								38		1:40.152 P	22.338	39.215	38.599	229.7	15:50:32.046



Red Bull Ring
Formula Regional Championship by Alpine
Collective Test pre-event A
Lap Analysis

22

Zane Maloney

Formula Alpine 26

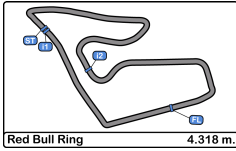
Grégoire Saucy

Formula Alpine

R-ACE GP

ART GRAND PRIX

Lap	D	Time	Sector 1	Sector 2	Sector 3	T. Spd	Elapsed	Lap	D	Time	Sector 1	Sector 2	Sector 3	T. Spd	Elapsed
1		14:02:00.290	14:00:41.098	47.169	32.023	167.7	14:02:00.290	1		14:01:57.442	14:00:38.492	47.896	31.054	177.0	14:01:57.442
2		1:41.188	24.971	47.060	29.157	201.1	14:03:41.478	2		1:38.040	25.200	43.069	29.771	198.5	14:03:35.482
3		1:36.718	22.671	46.311	27.736	227.3	14:05:18.196	3		1:36.848	25.472	42.839	28.537	190.4	14:05:12.330
4		1:29.752	22.542	39.888	27.322	226.8	14:06:47.948	4		1:32.485	22.847	41.930	27.708	225.9	14:06:44.815
5		1:30.228	22.521	39.680	28.027	227.8	14:08:18.176	5		1:53.014 P	25.567	46.660	40.787	163.3	14:08:37.829
6		1:41.895 P	23.450	42.928	35.517	210.1	14:10:00.071	6		8:55.534	7:43.544	42.740	29.250	194.9	14:17:33.363
7		13:27.154	12:14.529	44.521	28.104	178.5	14:23:27.225	7		1:31.924	24.309	40.701	26.914	227.3	14:19:05.287
8		1:33.938	23.104	40.463	30.371	227.3	14:25:01.163	8		1:28.853	22.565	39.683	26.605	228.8	14:20:34.140
9		1:28.926	22.396	39.594	26.936	230.2	14:26:30.089	9		1:28.609	22.505	39.624	26.480	228.3	14:22:02.749
10		1:28.394	22.361	39.290	26.743	229.2	14:27:58.483	10		1:28.047	22.268	39.337	26.442	228.8	14:23:30.796
11		1:28.264	22.274	39.253	26.737	229.7	14:29:26.747	11		1:36.544	23.430	46.525	26.589	224.0	14:25:07.340
12		1:28.056	22.250	39.161	26.645	230.2	14:30:54.803	12		1:28.186	22.263	39.335	26.588	231.2	14:26:35.526
13		1:28.323	22.390	39.221	26.712	229.7	14:32:23.126	13		1:28.410	22.258	39.162	26.990	231.7	14:28:03.936
14		1:28.372	22.296	39.490	26.586	228.3	14:33:51.498	14		1:27.970	22.233	39.306	26.431	230.7	14:29:31.906
15		1:34.619 P	22.313	39.467	32.839	228.8	14:35:26.117	15		1:35.604 P	22.310	39.165	34.129	229.2	14:31:07.510
16		32:19.044	31:08.862	42.428	27.754	164.1	15:07:45.161	16		12:56.365	11:44.134	45.312	26.919	177.0	14:44:03.875
17		1:30.452	23.027	40.377	27.048	225.4	15:09:15.613	17		1:28.014	22.424	39.173	26.417	228.8	14:45:31.889
18		1:28.707	22.436	39.530	26.741	228.8	15:10:44.320	18		1:27.713	22.251	39.179	26.283	230.2	14:46:59.602
19		1:28.335	22.263	39.486	26.586	229.7	15:12:12.655	19		1:27.565	22.194	39.131	26.240	230.2	14:48:27.167
20		1:28.307	22.256	39.415	26.636	229.7	15:13:40.962	20		1:27.711	22.118	39.261	26.332	230.2	14:49:54.878
21		1:28.250	22.212	39.362	26.676	229.2	15:15:09.212	21		1:31.023	22.145	42.084	26.794	230.2	14:51:25.901
22		1:28.495	22.187	39.676	26.632	230.7	15:16:37.707	22		1:28.792	22.307	39.201	27.284	228.3	14:52:54.693
23		1:28.121	22.176	39.235	26.710	230.7	15:18:05.828	23		1:59.198 P	22.266	44.668	52.264	228.8	14:54:53.891
24		1:36.316 P	22.291	39.807	34.218	229.2	15:19:42.144	24		20:41.642	19:25.643	46.194	29.805	137.2	15:15:35.533
25		6:21.350	5:12.999	41.321	27.030	218.1	15:26:03.494	25		1:35.390	25.719	41.782	27.889	189.4	15:17:10.923
26		1:28.037	22.293	39.267	26.477	229.2	15:27:31.531	26		1:28.307	22.441	39.439	26.427	229.2	15:18:39.230
27		1:28.645	22.289	39.644	26.712	229.7	15:29:00.176	27		1:27.947	22.293	39.249	26.405	230.7	15:20:07.177
28		1:27.908	22.222	39.205	26.481	229.2	15:30:28.084	28		1:27.978	22.189	39.351	26.438	230.7	15:21:35.155
29		1:27.860	22.153	39.287	26.420	230.7	15:31:55.944	29		1:27.893	22.229	39.366	26.298	230.2	15:23:03.048
30		1:27.864	22.123	39.173	26.568	231.2	15:33:23.808	30		1:27.949	22.267	39.345	26.337	229.2	15:24:30.997
31		1:32.549	22.989	42.226	27.334	226.4	15:34:56.357	31		1:34.778 P	22.206	39.173	33.399	230.7	15:26:05.775
32		1:28.253	22.162	39.438	26.653	231.2	15:36:24.610	32		7:10.829	5:55.117	45.592	30.120	183.6	15:33:16.604
33		2:04.188 P	22.123	53.951	48.114	231.7	15:38:28.798	33		1:36.868	25.706	42.562	28.600	190.1	15:34:53.472
								34		1:36.302	26.165	43.491	26.646	156.7	15:36:29.774
								35		2:11.893 P	23.179	1:04.269	44.445	183.3	15:38:41.667
								36		6:57.773	5:50.260	40.662	26.851	223.6	15:45:39.440
								37		1:28.039	22.210	39.344	26.485	229.2	15:47:07.479
								38		1:27.592	22.384	38.962	26.246	230.7	15:48:35.071
								39		1:27.457	22.203	39.101	26.153	231.2	15:50:02.528
								40		1:40.595 P	22.058	41.166	37.371	233.2	15:51:43.123



Red Bull Ring
Formula Regional Championship by Alpine
Collective Test pre-event A
Lap Analysis

27

Kas Haverkort

Formula Alpine 30

Michael Belov

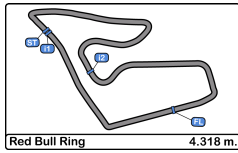
Formula Alpine

Rookie

MP MOTORSPORT

G4 RACING

Lap	D	Time	Sector 1	Sector 2	Sector 3	T. Spd	Elapsed	Lap	D	Time	Sector 1	Sector 2	Sector 3	T. Spd	Elapsed
1		14:02:16.358	14:00:58.756	47.350	30.252	177.3	14:02:16.358	1		14:02:39.722	P 14:01:07.649	48.031	44.042	159.0	14:02:39.722
2		1:44.314	P 24.127	42.809	37.378	222.6	14:04:00.672	2		7:26.705	6:09.457	46.791	30.457	190.1	14:10:06.427
3		4:16.781	3:00.801	46.757	29.223	171.1	14:08:17.453	3		1:39.112	24.906	45.093	29.113	197.0	14:11:45.539
4		1:36.758	24.738	42.784	29.236	198.1	14:09:54.211	4		1:53.921	P 24.510	44.967	44.444	170.3	14:13:39.460
5		1:31.621	23.298	40.907	27.416	224.0	14:11:25.832	5		4:17.431	3:05.147	45.012	27.272	165.6	14:17:56.891
6		1:31.815	22.852	41.561	27.402	225.4	14:12:57.647	6		1:29.431	22.536	39.918	26.977	228.8	14:19:26.322
7		2:04.853	P 27.236	51.909	45.708	162.8	14:15:02.500	7		1:30.116	22.305	39.521	28.290	230.2	14:20:56.438
8		9:11.765	8:03.711	40.536	27.518	186.2	14:24:14.265	8		1:43.161	23.049	47.984	32.128	204.5	14:22:39.599
9		1:29.859	22.723	40.111	27.025	228.8	14:25:44.124	9		1:28.197	22.172	39.495	26.530	231.7	14:24:07.796
10		1:29.121	22.432	39.838	26.851	229.2	14:27:13.245	10		1:44.272	23.840	49.824	30.608	207.6	14:25:52.068
11		1:28.727	22.457	39.649	26.621	229.7	14:28:41.972	11		1:27.949	22.079	39.192	26.678	232.7	14:27:20.017
12		1:28.451	22.341	39.482	26.628	228.8	14:30:10.423	12		1:46.448	24.781	49.224	32.443	190.1	14:29:06.465
13		1:28.721	22.382	39.521	26.818	228.8	14:31:39.144	13		1:27.402	22.100	38.980	26.322	231.7	14:30:33.867
14		1:35.063	P 22.412	39.532	33.119	227.8	14:33:14.207	14		1:34.689	P 22.053	39.269	33.367	231.2	14:32:08.556
15		6:38.323	5:31.157	40.146	27.020	223.1	14:39:52.530	15		49:04.230	47:50.536	43.947	29.747	193.8	15:21:12.786
16		1:28.831	22.497	39.554	26.780	227.3	14:41:21.361	16		1:37.820	23.024	44.134	30.662	206.1	15:22:50.606
17		1:28.585	22.464	39.428	26.693	226.8	14:42:49.946	17		1:28.259	22.212	39.478	26.569	228.8	15:24:18.865
18		1:28.405	22.351	39.545	26.509	227.3	14:44:18.351	18		1:38.838	23.737	47.263	27.838	190.1	15:25:57.703
19		1:32.047	23.077	41.946	27.024	222.6	14:45:50.398	19		1:28.192	22.165	39.622	26.405	230.2	15:27:25.895
20		1:28.047	22.226	39.296	26.525	227.8	14:47:18.445	20		1:39.757	P 22.056	39.443	38.258	230.7	15:29:05.652
21		1:30.770	22.212	39.382	29.176	226.4	14:48:49.215	21		5:25.315	4:09.795	45.380	30.140	185.2	15:34:30.967
22		2:20.974	P 26.571	1:08.594	45.809	191.8	14:51:10.189	22		1:33.580	23.159	42.952	27.469	211.7	15:36:04.547
								23		1:55.032	P 22.129	46.615	46.288	230.7	15:37:59.579
								24		8:20.222	7:11.588	41.211	27.423	219.0	15:46:19.801
								25		1:27.827	22.270	39.328	26.229	228.8	15:47:47.628
								26		1:27.517	22.229	39.248	26.040	229.2	15:49:15.145
								27		1:46.419	P 22.104	42.276	42.039	231.2	15:51:01.564



Red Bull Ring
Formula Regional Championship by Alpine
Collective Test pre-event A
Lap Analysis

33

Ido Cohen

Formula Alpine 35

Pietro Delli Guanti

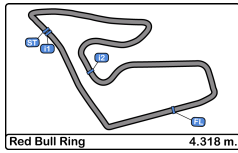
Formula Alpine

JD MOTORSPORT

Rookie

MONOLITE RACING

Lap	D	Time	Sector 1	Sector 2	Sector 3	T. Spd	Elapsed	Lap	D	Time	Sector 1	Sector 2	Sector 3	T. Spd	Elapsed
1		14:29:12.844	14:27:51.659	50.364	30.821	193.2	14:29:12.844	1		14:03:36.249 P	14:02:07.687	50.682	37.880	153.8	14:03:36.249
2		1:40.516	24.770	45.364	30.382	220.4	14:30:53.360	2		5:28.328	4:18.144	42.081	28.103	207.6	14:09:04.577
3		1:35.409	24.402	42.300	28.707	222.2	14:32:28.769	3		1:29.819	22.775	39.847	27.197	228.3	14:10:34.396
4		1:30.309	23.034	40.166	27.109	225.0	14:33:59.078	4		1:34.828	22.430	45.346	27.052	227.8	14:12:09.224
5		1:29.790	22.690	39.670	27.430	226.4	14:35:28.868	5		1:29.421	22.394	40.043	26.984	227.8	14:13:38.645
6		1:39.669	25.229	46.247	28.193	205.3	14:37:08.537	6		2:01.237 P	27.333	50.836	43.068	177.0	14:15:39.882
7		1:29.276	22.632	39.592	27.052	225.4	14:38:37.813	7		7:13.564	5:55.749	49.631	28.184	201.8	14:22:53.446
8		1:28.354	22.350	39.518	26.486	226.8	14:40:06.167	8		1:31.293	22.962	39.801	28.530	227.3	14:24:24.739
9		1:44.322 P	23.134	43.388	37.800	225.4	14:41:50.489	9		1:28.555	22.361	39.524	26.670	230.7	14:25:53.294
10		5:42.160	4:26.884	45.187	30.089	217.3	14:47:32.649	10		1:28.425	22.206	39.655	26.564	231.7	14:27:21.719
11		1:37.525	24.682	44.803	28.040	219.9	14:49:10.174	11		1:28.108	22.192	39.307	26.609	231.2	14:28:49.827
12		1:29.048	22.711	39.785	26.552	224.5	14:50:39.222	12		1:28.090	22.275	39.350	26.465	230.2	14:30:17.917
13		1:28.541	22.433	39.517	26.591	225.4	14:52:07.763	13		1:36.521 P	24.928	39.562	32.031	222.6	14:31:54.438
14		1:49.056 P	22.368	39.941	46.747	226.8	14:53:56.819	14		8:37.959	7:26.289	44.259	27.411	203.3	14:40:32.397
15		21:59.242	20:37.887	49.346	32.009	206.5	15:15:56.061	15		1:29.287	22.822	39.947	26.518	226.8	14:42:01.684
16		1:41.489	24.639	47.211	29.639	219.5	15:17:37.550	16		1:28.034	22.229	39.369	26.436	229.2	14:43:29.718
17		1:34.041	23.997	42.235	27.809	198.5	15:19:11.591	17		1:27.926	22.218	39.232	26.476	229.2	14:44:57.644
18		1:33.245	22.677	40.743	29.825	226.4	15:20:44.836	18		1:27.972	22.210	39.388	26.374	229.7	14:46:25.616
19		1:28.992	22.490	39.799	26.703	227.8	15:22:13.828	19		1:27.726	22.116	39.272	26.338	229.7	14:47:53.342
20		1:32.198	22.307	42.873	27.018	229.7	15:23:46.026	20		1:35.832 P	22.211	40.569	33.052	231.2	14:49:29.174
21		1:28.270	22.298	39.481	26.491	228.8	15:25:14.296	21		30:41.373	29:29.513	43.703	28.157	213.4	15:20:10.547
22		1:44.050 P	22.263	44.848	36.939	228.8	15:26:58.346	22		1:29.401	22.748	39.852	26.801	227.8	15:21:39.948
23		6:24.950	5:12.059	44.641	28.150	214.7	15:33:23.196	23		1:28.273	22.253	39.482	26.538	229.2	15:23:08.221
24		4:34.675	24.282	42.246	28.047	224.0	15:34:57.771	24		1:28.586	22.173	39.690	26.723	227.8	15:24:36.807
25		1:33.303	22.184	44.203	26.916	231.7	15:36:31.074	25		1:28.290	22.231	39.390	26.669	230.2	15:26:05.097
26		2:07.155 P	22.209	1:02.801	42.145	231.7	15:38:38.229	26		1:48.499 P	22.158	50.340	36.001	231.2	15:27:53.596
27		7:50.662	6:38.507	42.788	29.367	225.0	15:46:28.891	27		7:59.684	6:43.799	43.532	32.353	201.4	15:35:53.280
28		4:29.559	22.293	39.580	26.686	230.2	15:47:57.450	28		1:57.022 P	25.479	46.639	44.904	163.6	15:37:50.302
29		1:28.415	22.428	39.568	26.419	229.7	15:49:25.865	29		9:03.787	7:54.934	41.440	27.413	185.8	15:46:54.089
30		1:47.392 P	22.143	44.987	40.262	230.2	15:51:13.257	30		1:28.889	22.790	39.531	26.568	225.4	15:48:22.978
								31		1:27.792	22.139	39.272	26.381	230.7	15:49:50.770
								32		1:42.228 P	22.114	43.589	36.525	230.7	15:51:32.998



Red Bull Ring
Formula Regional Championship by Alpine
Collective Test pre-event A
Lap Analysis

41

Emidio Pesce

Formula Alpine 43

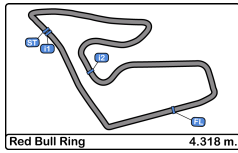
Franco Colapinto

Formula Alpine

DR FORMULA

MP MOTORSPORT

Lap	D	Time	Sector 1	Sector 2	Sector 3	T. Spd	Elapsed	Lap	D	Time	Sector 1	Sector 2	Sector 3	T. Spd	Elapsed
1		14:02:57.323 P	14:01:33.766	46.282	37.275	187.8	14:02:57.323	1		14:29:10.749	14:27:52.060	47.853	30.836	138.8	14:29:10.749
2		7:30.702	6:13.332	45.694	31.676	209.3	14:10:28.025	2		1:42.016 P	24.865	42.922	34.229	175.0	14:30:52.765
3		1:34.861	25.005	41.818	28.038	212.5	14:12:02.886	3		4:42.355 P	3:23.273	43.782	35.300	174.4	14:35:35.120
4		1:55.275 P	23.300	43.652	48.323	223.6	14:13:58.161	4		3:02.588	1:53.322	41.398	27.868	204.9	14:38:37.708
5		4:08.917	2:51.897	44.634	32.386	206.1	14:18:07.078	5		1:31.375	23.532	40.537	27.306	211.7	14:40:09.083
6		1:31.449	23.506	40.543	27.400	224.5	14:19:38.527	6		1:35.373	22.775	44.728	27.870	227.3	14:41:44.456
7		1:33.233	22.800	40.809	29.624	227.3	14:21:11.760	7		1:29.660	22.476	40.614	26.570	227.3	14:43:14.116
8		1:36.012	22.729	43.059	30.224	230.2	14:22:47.772	8		1:28.479	22.300	39.511	26.668	228.3	14:44:42.595
9		1:29.889	22.601	40.175	27.113	228.8	14:24:17.661	9		1:28.152	22.232	39.326	26.594	228.3	14:46:10.747
10		1:29.709	22.595	39.783	27.331	229.7	14:25:47.370	10		1:37.968	23.369	46.292	28.307	168.7	14:47:48.715
11		1:35.474 P	22.539	40.290	32.645	228.8	14:27:22.844	11		1:30.228	22.201	39.627	28.400	229.7	14:49:18.943
12		8:27.137	7:16.963	42.433	27.741	184.3	14:35:49.981	12		1:28.082	22.120	39.665	26.297	228.8	14:50:47.025
13		1:29.759	22.740	39.978	27.041	224.5	14:37:19.740	13		1:28.267	22.083	39.335	26.849	229.7	14:52:15.292
14		1:29.017	22.465	39.723	26.829	226.4	14:38:48.757	14		1:42.469 P	22.452	39.462	40.555	228.8	14:53:57.761
15		1:32.824	22.825	42.382	27.617	213.4	14:40:21.581	15		6:24.424	5:15.763	41.789	26.872	203.7	15:00:22.185
16		1:28.687	22.362	39.705	26.620	226.8	14:41:50.268	16		1:27.401	22.083	39.115	26.203	231.7	15:01:49.586
17		1:36.662 P	22.867	41.048	32.747	220.8	14:43:26.930	17		1:27.832	22.205	39.370	26.257	231.2	15:03:17.418
18		8:04.903	6:53.123	43.010	28.770	196.7	14:51:31.833	18		1:27.783	22.013	39.085	26.685	233.2	15:04:45.201
19		1:45.170 P	22.953	40.847	41.370	227.8	14:53:17.003	19		1:34.156 P	22.332	40.725	31.099	233.7	15:06:19.357
20		27:40.407	26:27.411	43.782	29.214	211.7	15:20:57.410	20		32:32.693 P	30:35.772	1:10.073	46.848	140.2	15:38:52.050
21		1:32.683	23.526	41.242	27.915	216.4	15:22:30.093	21		7:05.575	5:52.889	41.171	31.515	225.9	15:45:57.625
22		1:29.618	22.661	39.947	27.010	226.4	15:23:59.711	22		1:30.130	23.100	40.237	26.793	228.3	15:47:27.755
23		1:28.620	22.411	39.529	26.680	227.8	15:25:28.331	23		1:27.316	22.055	39.094	26.167	231.7	15:48:55.071
24		1:33.555	23.146	42.389	28.020	208.0	15:27:01.886	24		1:40.919 P	22.011	38.926	39.982	233.2	15:50:35.990
25		1:28.841	22.305	39.718	26.818	228.8	15:28:30.727								
26		1:52.316	22.420	1:02.148	27.748	229.2	15:30:23.043								
27		1:34.476 P	22.529	39.764	32.183	228.8	15:31:57.519								
28		6:59.442 P	5:03.382	1:06.841	49.219	115.3	15:38:56.961								
29		7:34.491	6:19.736	43.049	31.706	209.7	15:46:31.452								
30		1:29.241	22.486	39.873	26.882	229.2	15:48:00.693								
31		1:28.772	22.383	39.629	26.760	228.8	15:49:29.465								
32		1:47.692 P	22.348	45.493	39.851	229.7	15:51:17.157								



Red Bull Ring
Formula Regional Championship by Alpine
Collective Test pre-event A
Lap Analysis

46

Gabriele Mini

Formula Alpine 51

Francesco Pizzi

Formula Alpine

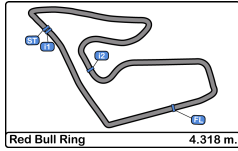
Rookie

ART GRAND PRIX

Rookie

VAN AMERSFOORT RACING

Lap	D	Time	Sector 1	Sector 2	Sector 3	T. Spd	Elapsed	Lap	D	Time	Sector 1	Sector 2	Sector 3	T. Spd	Elapsed
1		14:01:52.674	14:00:36.781	44.588	31.305	174.7	14:01:52.674	1		14:02:37.988 P	14:01:05.055	50.028	42.905	147.9	14:02:37.988
2		1:38.985	25.657	43.572	29.756	200.7	14:03:31.659	2		6:57.033	5:41.401	44.820	30.812	180.0	14:09:35.021
3		1:36.299	25.312	42.450	28.537	208.8	14:05:07.958	3		1:34.820	24.975	41.482	28.363	212.1	14:11:09.841
4		1:29.223	22.620	39.886	26.717	225.9	14:06:37.181	4		1:37.151	24.585	42.271	30.295	222.2	14:12:46.992
5		1:46.172 P	23.898	46.673	35.601	170.0	14:08:23.353	5		2:11.239 P	27.730	55.431	48.078	187.1	14:14:58.231
6		9:11.120	8:00.207	42.152	28.761	208.0	14:17:34.473	6		2:43.307	1:33.023	41.602	28.682	216.0	14:17:41.538
7		1:33.328	24.905	40.687	27.736	216.0	14:19:07.801	7		1:28.976	22.521	39.698	26.757	227.8	14:19:10.514
8		1:28.377	22.337	39.525	26.515	229.2	14:20:36.178	8		1:28.529	22.380	39.323	26.826	229.2	14:20:39.043
9		1:27.992	22.255	39.365	26.372	229.7	14:22:04.170	9		1:34.677	22.856	43.255	28.566	228.3	14:22:13.720
10		1:33.298	22.982	42.695	27.621	226.8	14:23:37.468	10		1:27.920	22.309	39.246	26.365	230.7	14:23:41.640
11		1:28.043	22.222	39.340	26.481	230.2	14:25:05.511	11		1:28.009	22.279	39.247	26.483	229.7	14:25:09.649
12		1:35.965	22.243	43.933	29.789	230.2	14:26:41.476	12		1:34.824	23.089	42.584	29.151	227.3	14:26:44.473
13		1:27.816	22.247	39.190	26.379	229.2	14:28:09.292	13		1:27.794	22.328	39.067	26.399	229.2	14:28:12.267
14		1:27.831	22.205	39.343	26.283	229.7	14:29:37.123	14		1:36.266 P	22.350	39.418	34.498	229.2	14:29:48.533
15		1:33.880 P	22.256	39.609	32.015	229.7	14:31:11.003	15		8:27.803	7:16.435	42.584	28.784	213.4	14:38:16.336
16		12:59.999	11:48.271	43.397	28.331	207.6	14:44:11.002	16		1:33.318	24.363	41.001	27.954	222.6	14:39:49.654
17		1:28.098	22.292	39.421	26.385	228.3	14:45:39.100	17		1:28.240	22.420	39.338	26.482	225.9	14:41:17.894
18		1:27.588	22.167	39.194	26.227	228.3	14:47:06.688	18		1:27.651	22.340	39.070	26.241	226.4	14:42:45.545
19		1:46.195	24.740	47.963	33.492	171.9	14:48:52.883	19		1:27.486	22.193	39.148	26.145	226.8	14:44:13.031
20		1:27.561	22.258	39.181	26.122	229.2	14:50:20.444	20		1:27.492	22.141	39.050	26.301	228.8	14:45:40.523
21		1:33.958	22.261	44.061	27.636	219.5	14:51:54.402	21		1:27.390	22.150	39.001	26.239	228.3	14:47:07.913
22		1:42.543 P	22.178	39.182	41.183	228.8	14:53:36.945	22		1:41.661 P	22.946	41.507	37.208	225.9	14:48:49.574
23		36:31.683 P	35:17.500	41.442	32.741	203.7	15:30:08.628	23		45:44.340	44:28.684	45.530	30.126	183.3	15:34:33.914
24		4:07.903	2:52.173	45.312	30.418	211.3	15:34:16.531	24		1:34.563	24.666	41.757	28.140	205.7	15:36:08.477
25		1:38.398	25.418	42.310	30.670	205.7	15:35:54.929	25		2:09.343 P	23.986	58.529	46.828	214.2	15:38:17.820
26		1:51.942 P	22.212	44.986	44.744	229.7	15:37:46.871	26		7:48.095	6:36.383	43.899	27.813	203.0	15:46:05.915
27		7:56.142	6:46.842	40.882	28.418	208.8	15:45:43.013	27		1:31.846	22.380	39.419	30.047	228.3	15:47:37.761
28		1:27.709	22.239	39.243	26.227	228.8	15:47:10.722	28		1:27.799	22.217	39.240	26.342	228.3	15:49:05.560
29		1:27.905	22.083	39.513	26.309	231.2	15:48:38.627	29		1:45.500 P	22.174	39.299	44.027	229.7	15:50:51.060
30		1:27.454	22.111	39.185	26.158	231.7	15:50:06.081								
31		1:40.350 P	22.589	40.277	37.484	204.5	15:51:46.431								



Red Bull Ring
Formula Regional Championship by Alpine
Collective Test pre-event A
Lap Analysis

58

Elias Seppanen

Formula Alpine 62

Lorenzo Fluxa

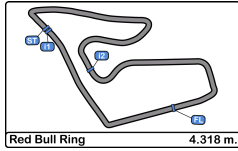
Formula Alpine

Rookie

KIC MOTORSPORT

VAN AMERSFOORT RACING

Lap	D	Time	Sector 1	Sector 2	Sector 3	T. Spd	Elapsed	Lap	D	Time	Sector 1	Sector 2	Sector 3	T. Spd	Elapsed
1		14:02:32.165 P	14:01:01.881	47.865	42.419	173.3	14:02:32.165	1		14:02:45.182 P	14:01:06.297	51.840	47.045	148.5	14:02:45.182
2		4:07.765	2:52.826	45.739	29.200	189.4	14:06:39.930	2		7:07.844	5:52.021	45.229	30.594	175.6	14:09:53.026
3		1:33.923	24.744	41.553	27.626	220.4	14:08:13.853	3		1:39.349	24.875	42.579	31.895	210.5	14:11:32.375
4		1:30.098	22.702	40.377	27.019	226.8	14:09:43.951	4		1:51.939 P	23.509	43.965	44.465	225.9	14:13:24.314
5		1:29.869	22.559	40.022	27.288	225.9	14:11:13.820	5		4:29.007	3:18.257	42.491	28.259	219.9	14:17:53.321
6		1:31.056	22.520	41.648	26.888	226.8	14:12:44.876	6		1:40.305	26.961	45.204	28.140	177.0	14:19:33.626
7		2:02.853 P	22.625	53.588	46.640	192.8	14:14:47.729	7		1:32.480	23.098	41.546	27.836	228.3	14:21:06.106
8		4:11.004	3:02.135	41.102	27.767	219.0	14:18:58.733	8		1:30.346	22.842	39.973	27.531	228.3	14:22:36.452
9		1:29.756	22.647	40.316	26.793	228.8	14:20:28.489	9		1:30.217	22.814	39.851	27.552	227.8	14:24:06.669
10		1:28.866	22.469	39.774	26.623	228.8	14:21:57.355	10		1:29.850	22.690	39.956	27.204	228.3	14:25:36.519
11		1:35.083	24.513	41.206	29.364	198.5	14:23:32.438	11		1:29.471	22.597	39.812	27.062	228.3	14:27:05.990
12		1:29.315	22.491	39.954	26.870	231.2	14:25:01.753	12		1:29.097	22.489	39.710	26.898	228.8	14:28:35.087
13		1:35.916	22.449	43.898	29.569	231.7	14:26:37.669	13		1:29.235	22.554	39.822	26.859	228.3	14:30:04.322
14		1:28.569	22.322	39.639	26.608	230.7	14:28:06.238	14		1:28.585	22.449	39.438	26.698	228.8	14:31:32.907
15		1:28.784	22.464	39.617	26.703	228.8	14:29:35.022	15		1:28.434	22.349	39.393	26.692	228.8	14:33:01.341
16		1:28.467	22.471	39.419	26.577	229.2	14:31:03.489	16		1:39.500 P	22.346	39.458	37.696	228.3	14:34:40.841
17		1:38.041 P	22.476	41.085	34.480	228.8	14:32:41.530	17		5:57.145	4:49.528	40.352	27.265	225.0	14:40:37.986
18		6:00.208	4:52.281	41.304	26.623	216.0	14:38:41.738	18		1:29.247	22.544	39.689	27.014	227.8	14:42:07.233
19		1:28.707	22.522	39.540	26.645	227.8	14:40:10.445	19		1:29.004	22.480	39.701	26.823	227.8	14:43:36.237
20		1:28.639	22.382	39.704	26.553	230.2	14:41:39.084	20		1:28.431	22.381	39.538	26.512	227.8	14:45:04.668
21		1:35.334 P	22.643	40.458	32.233	227.3	14:43:14.418	21		1:28.526	22.463	39.456	26.607	226.4	14:46:33.194
22		32:57.687	31:44.601	43.568	29.518	173.6	15:16:12.105	22		1:28.298	22.406	39.430	26.462	227.3	14:48:01.492
23		1:33.840	24.029	40.421	29.390	220.8	15:17:45.945	23		1:28.051	22.298	39.343	26.410	227.8	14:49:29.543
24		1:28.978	22.564	39.688	26.726	227.8	15:19:14.923	24		1:28.101	22.278	39.371	26.452	228.3	14:50:57.644
25		1:32.952	22.518	42.635	27.799	228.3	15:20:47.875	25		1:43.833 P	22.241	41.195	40.397	227.3	14:52:41.477
26		1:29.809	22.446	40.029	27.334	228.3	15:22:17.684	26		40:21.671	39:02.607	49.129	29.935	194.2	15:33:03.148
27		1:30.854	23.830	40.281	26.743	221.7	15:23:48.538	27		1:35.149	24.658	42.221	28.270	189.4	15:34:38.297
28		1:29.122	22.434	40.081	26.607	229.7	15:25:17.660	28		1:33.777	24.487	40.771	28.519	189.8	15:36:12.074
29		1:29.347	22.434	39.784	27.129	227.8	15:26:47.007	29		2:06.883 P	22.780	56.935	47.168	228.8	15:38:18.957
30		1:28.986	22.592	39.709	26.685	227.3	15:28:15.993	30		7:47.700	6:35.744	43.807	28.149	203.7	15:46:06.657
31		1:35.008	22.399	41.916	30.693	228.3	15:29:51.001	31		1:32.177	22.368	39.613	30.196	230.2	15:47:38.834
32		1:29.174	22.422	39.751	27.001	229.2	15:31:20.175	32		1:28.452	22.248	39.523	26.681	229.7	15:49:07.286
33		1:29.510	22.558	40.024	26.928	228.8	15:32:49.685	33		1:45.574 P	22.362	39.183	44.029	230.2	15:50:52.860
34		1:28.891	22.403	39.653	26.835	229.7	15:34:18.576								
35		1:35.706 P	22.385	39.884	33.437	230.2	15:35:54.282								
36		10:05.346	8:55.217	42.057	28.072	191.1	15:45:59.628								
37		1:32.909	23.372	41.418	28.119	219.0	15:47:32.537								
38		1:28.374	22.353	39.550	26.471	228.8	15:49:00.911								
39		1:41.779 P	22.296	39.261	40.222	229.2	15:50:42.690								



Red Bull Ring
Formula Regional Championship by Alpine
Collective Test pre-event A
Lap Analysis

64

Mari Boya

Formula Alpine 85

Gabriel Bortoleto

Formula Alpine

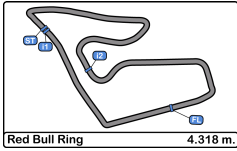
Rookie

VAN AMERSFOORT RACING

Rookie

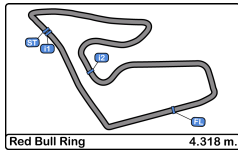
FA RACING

Lap	D	Time	Sector 1	Sector 2	Sector 3	T. Spd	Elapsed	Lap	D	Time	Sector 1	Sector 2	Sector 3	T. Spd	Elapsed
1		14:02:41.816 P	14:01:08.040	49.233	44.543	150.0	14:02:41.816	1		14:02:29.683	14:01:11.110	46.964	31.609	184.3	14:02:29.683
2		8:10.316	6:54.870	46.305	29.141	164.8	14:10:52.132	2		1:33.070	23.824	41.132	28.114	222.6	14:04:02.753
3		1:35.470	24.487	43.228	27.755	203.0	14:12:27.602	3		1:32.011	24.257	40.536	27.218	170.6	14:05:34.764
4		1:52.154 P	23.168	48.939	40.047	224.5	14:14:19.756	4		1:28.907	22.477	39.673	26.757	228.8	14:07:03.671
5		4:12.872	2:57.115	44.862	30.895	188.4	14:18:32.628	5		1:29.763	22.334	39.721	27.708	229.7	14:08:33.434
6		1:32.975	23.358	42.507	27.110	219.0	14:20:05.603	6		1:28.951	22.416	39.782	26.753	229.7	14:10:02.385
7		1:28.828	22.538	39.477	26.813	227.8	14:21:34.431	7		1:28.512	22.238	39.278	26.996	231.2	14:11:30.897
8		1:28.898	22.349	40.055	26.494	229.2	14:23:03.329	8		1:30.655	22.187	40.539	27.929	232.7	14:13:01.552
9		1:28.089	22.291	39.425	26.373	228.8	14:24:31.418	9		2:04.691 P	29.089	50.362	45.240	162.6	14:15:06.243
10		1:28.209	22.282	39.626	26.301	230.7	14:25:59.627	10		2:38.395	1:30.909	40.147	27.339	226.4	14:17:44.638
11		1:27.902	22.243	39.426	26.233	229.2	14:27:27.529	11		1:28.374	22.281	39.455	26.638	231.2	14:19:13.012
12		1:28.386	22.326	39.965	26.095	229.7	14:28:55.915	12		1:28.769	22.253	39.413	27.103	231.7	14:20:41.781
13		1:27.990	22.340	39.426	26.224	228.8	14:30:23.905	13		1:28.259	22.367	39.487	26.405	231.2	14:22:10.440
14		1:42.287	27.691	48.180	26.416	141.9	14:32:06.192	14		1:36.820 P	22.214	39.423	35.183	231.2	14:23:46.860
15		1:28.110	22.295	39.611	26.204	227.8	14:33:34.302	15		1:08:57.923 P	1:07:38.839	42.058	37.026	223.1	15:32:44.783
16		1:37.032 P	22.236	39.507	35.289	228.3	14:35:11.334	16		4:58.301 P	3:24.297	46.064	47.940	197.8	15:37:43.084
17		9:08.082	7:56.927	42.024	29.131	213.8	14:44:19.416	17		8:40.102	7:31.086	40.576	28.440	220.4	15:46:23.186
18		1:28.301	22.512	39.570	26.219	228.8	14:45:47.717	18		1:28.925	22.740	39.667	26.518	225.9	15:47:52.111
19		1:27.696	22.275	39.363	26.058	226.8	14:47:15.413	19		1:27.672	22.101	39.284	26.287	231.2	15:49:19.783
20		1:27.799	22.268	39.450	26.081	227.8	14:48:43.212	20		1:46.081 P	22.202	41.410	42.469	233.2	15:51:05.864
21		1:27.959	22.299	39.498	26.162	227.8	14:50:11.171								
22		1:27.921	22.318	39.533	26.070	227.8	14:51:39.092								
23		1:54.237 P	25.938	47.569	40.730	167.1	14:53:33.329								
24		5:21.014	4:13.338	41.068	26.608	193.8	14:58:54.343								
25		1:28.669	22.486	39.874	26.309	225.4	15:00:23.012								
26		1:28.097	22.096	39.784	26.217	231.7	15:01:51.109								
27		1:36.704 P	22.113	39.388	35.203	231.7	15:03:27.813								
28		30:19.798	28:58.521	49.484	31.793	165.1	15:33:47.611								
29		1:39.598	26.207	45.303	28.088	183.6	15:35:27.209								
30		1:29.424	22.985	39.893	26.546	223.6	15:36:56.633								
31		2:24.828 P	28.698	56.027	1:00.103	130.9	15:39:21.461								
32		6:47.233	5:38.771	41.609	26.853	221.3	15:46:08.694								
33		1:31.388	22.215	39.374	29.799	229.7	15:47:40.082								
34		1:28.514	22.284	39.343	26.887	229.2	15:49:08.596								
35		1:48.399 P	22.384	39.366	46.649	231.2	15:50:56.995								



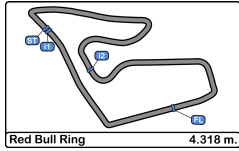
Red Bull Ring
Formula Regional Championship by Alpine
Collective Test pre-event A
Lap Analysis

91							96								
Eduardo Barrichello							Oliver Goethe								
Rookie							Rookie								
JD MOTORSPORT							MP MOTORSPORT								
Lap	D	Time	Sector 1	Sector 2	Sector 3	T. Spd	Elapsed	Lap	D	Time	Sector 1	Sector 2	Sector 3	T. Spd	Elapsed
1		14:02:53.405	14:01:40.872	43.676	28.857	193.2	14:02:53.405	1		14:02:17.046	14:00:58.077	47.745	31.224	165.6	14:02:17.046
2		1:31.770	23.554	40.557	27.659	222.2	14:04:25.175	2		1:46.037 P	24.277	42.975	38.785	192.5	14:04:03.083
3		1:30.105	22.897	40.085	27.123	223.1	14:05:55.280	3		4:59.230	3:47.555	43.263	28.412	203.0	14:09:02.313
4		1:29.740	23.044	39.803	26.893	222.6	14:07:25.020	4		1:31.966	23.396	40.851	27.719	225.0	14:10:34.279
5		1:29.549	22.651	39.978	26.920	223.1	14:08:54.569	5		1:36.877	23.906	45.324	27.647	171.4	14:12:11.156
6		1:29.425	22.618	39.996	26.811	225.4	14:10:23.994	6		1:49.412 P	23.172	42.192	44.048	225.9	14:14:00.568
7		1:36.217	25.160	43.292	27.765	213.4	14:12:00.211	7		7:10.497	5:59.959	41.042	29.496	225.0	14:21:11.065
8		1:50.216 P	22.606	41.974	45.636	224.5	14:13:50.427	8		1:30.178	23.023	40.142	27.013	228.8	14:22:41.243
9		5:31.582	4:23.763	40.906	26.913	209.3	14:19:22.009	9		1:29.659	22.572	40.036	27.051	230.2	14:24:10.902
10		1:30.634	22.688	41.109	26.837	225.0	14:20:52.643	10		1:31.036	22.492	41.336	27.208	231.7	14:25:41.938
11		1:28.968	22.593	39.865	26.510	225.4	14:22:21.611	11		1:29.349	22.541	39.785	27.023	230.2	14:27:11.287
12		1:28.308	22.447	39.446	26.415	227.3	14:23:49.919	12		1:29.175	22.576	39.830	26.769	230.2	14:28:40.462
13		1:28.372	22.486	39.419	26.467	226.8	14:25:18.291	13		1:28.941	22.510	39.667	26.764	228.8	14:30:09.403
14		1:28.624	22.559	39.493	26.572	226.8	14:26:46.915	14		1:37.464 P	22.496	39.706	35.262	229.2	14:31:46.867
15		1:28.469	22.518	39.517	26.434	226.8	14:28:15.384	15		11:59.345	10:47.322	43.496	28.527	190.8	14:43:46.212
16		1:28.403	22.448	39.394	26.561	226.8	14:29:43.787	16		1:30.885	23.103	40.487	27.295	223.6	14:45:17.097
17		1:36.942 P	22.546	39.581	34.815	226.4	14:31:20.729	17		1:29.373	22.626	39.926	26.821	227.3	14:46:46.470
18		33:43.041	32:33.160	42.590	27.291	216.0	15:05:03.770	18		1:28.504	22.418	39.510	26.576	229.2	14:48:14.974
19		1:29.616	22.943	39.863	26.810	225.4	15:06:33.386	19		1:28.345	22.358	39.460	26.527	229.2	14:49:43.319
20		1:29.515	22.606	40.228	26.681	225.9	15:08:02.901	20		1:28.711	22.432	39.676	26.603	229.2	14:51:12.030
21		1:28.521	22.508	39.490	26.523	225.9	15:09:31.422	21		1:28.746	22.318	39.424	27.004	229.2	14:52:40.776
22		1:28.553	22.440	39.647	26.466	227.3	15:10:59.975	22		1:42.060 P	22.450	41.467	38.143	228.3	14:54:22.836
23		1:28.395	22.453	39.528	26.414	226.8	15:12:28.370	99							
24		1:28.066	22.337	39.428	26.301	226.8	15:13:56.436	José Garfias							
25		1:36.835 P	23.115	40.360	33.360	226.4	15:15:33.271	Rookie							
26		19:15.027	18:01.583	45.009	28.435	218.1	15:34:48.298	MONOLITE RACING							
27		1:32.545	23.238	41.353	27.954	223.6	15:36:20.843	Lap	D	Time	Sector 1	Sector 2	Sector 3	T. Spd	Elapsed
28		2:06.268 P	22.467	55.297	48.504	227.8	15:38:27.111	1		14:03:53.132 P	14:02:23.767	50.953	38.412	146.7	14:03:53.132
29		8:02.741	6:50.107	43.952	28.682	220.4	15:46:29.852	2		22:17.854	21:05.047	43.634	29.173	191.4	14:26:10.986
30		1:29.446	22.616	39.900	26.930	226.4	15:47:59.298	3		1:34.876	24.121	42.797	27.958	183.9	14:27:45.862
31		1:28.419	22.396	39.530	26.493	226.4	15:49:27.717	4		1:31.476	23.206	40.529	27.741	228.3	14:29:17.338
32		1:46.890 P	22.305	44.237	40.348	228.8	15:51:14.607	5		1:31.079	23.141	40.395	27.543	227.8	14:30:48.417
								6		1:30.055	22.763	40.115	27.177	225.9	14:32:18.472
								7		1:29.958	22.843	40.175	26.940	226.4	14:33:48.430
								8		1:29.124	22.598	39.745	26.781	227.3	14:35:17.554
								9		1:35.424 P	22.551	39.841	33.032	226.8	14:36:52.978
								10		8:01.156	6:50.317	43.226	27.613	196.0	14:44:54.134
								11		1:29.445	22.537	39.803	27.105	226.8	14:46:23.579
								12		1:29.115	22.600	39.701	26.814	226.4	14:47:52.694
								13		1:28.936	22.364	39.845	26.727	226.8	14:49:21.630
								14		1:28.488	22.336	39.587	26.565	227.3	14:50:50.118
								15		1:28.867	22.260	39.636	26.971	227.8	14:52:18.985
								16		1:40.523 P	22.362	40.226	37.935	227.8	14:53:59.508
								17		38:35.645 P	37:17.344	43.511	34.790	178.5	15:32:35.153
								18		5:48.011 P	4:02.287	56.189	49.535	172.5	15:38:23.164
								19		8:36.731	7:26.097	42.442	28.192	211.3	15:46:59.895
								20		1:30.751	22.926	40.756	27.069	225.9	15:48:30.646
								21		1:29.002	22.345	39.812	26.845	227.8	15:49:59.648
								22		1:38.262 P	22.327	41.057	34.878	227.3	15:51:37.910



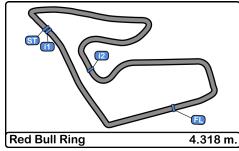
Red Bull Ring
Formula Regional Championship by Alpine
Collective Test pre-event A
Best Sectors Results

Sector - 1			Sector - 2			Sector - 3			Ideal Lap vs Best Lap						
Clas	Nº	Driver	Time	Nº	Driver	Time	Nº	Driver	Time	Clas	Nº	Driver	Ideal Lap	Best Lap	Clas
1	43	Franco Colapinto	22.011	43	Franco Colapinto	38.926	30	Michael Belov	26.040	1	30	Michael Belov	1:27.073	1:27.402	3
2	30	Michael Belov	22.053	26	Grégoire Saucy	38.962	64	Mari Boya	26.058	2	43	Franco Colapinto	1:27.104	1:27.316	1
3	26	Grégoire Saucy	22.058	6	Isack Hadjar	38.963	1	Paul Aron	26.117	3	26	Grégoire Saucy	1:27.173	1:27.457	6
4	21	Alex Quinn	22.081	30	Michael Belov	38.980	17	Dino Beganovic	26.120	4	6	Isack Hadjar	1:27.279	1:27.428	4
5	46	Gabriele Mini	22.083	51	Francesco Pizzi	39.001	46	Gabriele Mini	26.122	5	51	Francesco Pizzi	1:27.287	1:27.390	2
6	64	Mari Boya	22.096	21	Alex Quinn	39.115	51	Francesco Pizzi	26.145	6	1	Paul Aron	1:27.347	1:27.621	9
7	6	Isack Hadjar	22.098	10	Hadrien David	39.119	26	Grégoire Saucy	26.153	7	46	Gabriele Mini	1:27.386	1:27.454	5
8	85	Gabriel Bortoleto	22.101	8	William Alatalo	39.119	43	Franco Colapinto	26.167	8	17	Dino Beganovic	1:27.393	1:27.588	8
9	1	Paul Aron	22.102	17	Dino Beganovic	39.121	19	Andrea Rosso	26.170	9	21	Alex Quinn	1:27.431	1:27.525	7
10	35	Pietro Delli Guanti	22.114	5	Patrik Pasma	39.123	12	David Vidales	26.212	10	10	Hadrien David	1:27.469	1:27.668	10
11	10	Hadrien David	22.115	1	Paul Aron	39.128	6	Isack Hadjar	26.218	11	64	Mari Boya	1:27.497	1:27.696	12
12	22	Zane Maloney	22.123	22	Zane Maloney	39.161	11	Gianluca Petecof	26.222	12	8	William Alatalo	1:27.505	1:27.710	13
13	19	Andrea Rosso	22.131	46	Gabriele Mini	39.181	21	Alex Quinn	26.235	13	19	Andrea Rosso	1:27.630	1:27.837	16
14	51	Francesco Pizzi	22.141	62	Lorenzo Fluxa	39.183	10	Hadrien David	26.235	14	12	David Vidales	1:27.638	1:27.786	15
15	8	William Alatalo	22.142	35	Pietro Delli Guanti	39.232	8	William Alatalo	26.244	15	85	Gabriel Bortoleto	1:27.666	1:27.672	11
16	33	Ido Cohen	22.143	9	Alexandre Bardinon	39.253	85	Gabriel Bortoleto	26.287	16	35	Pietro Delli Guanti	1:27.684	1:27.726	14
17	17	Dino Beganovic	22.152	58	Elias Seppanen	39.261	91	Eduardo Barrichello	26.301	17	22	Zane Maloney	1:27.704	1:27.860	17
18	14	Nicola Marinangeli	22.160	12	David Vidales	39.262	35	Pietro Delli Guanti	26.338	18	11	Gianluca Petecof	1:27.729	1:27.902	18
19	12	David Vidales	22.164	85	Gabriel Bortoleto	39.278	62	Lorenzo Fluxa	26.410	19	5	Patrik Pasma	1:27.787	1:27.990	19
20	11	Gianluca Petecof	22.180	27	Kas Haverkort	39.296	33	Ido Cohen	26.419	20	62	Lorenzo Fluxa	1:27.834	1:28.051	22
21	9	Alexandre Bardinon	22.205	11	Gianluca Petecof	39.327	22	Zane Maloney	26.420	21	9	Alexandre Bardinon	1:27.919	1:27.992	20
22	5	Patrik Pasma	22.206	19	Andrea Rosso	39.329	5	Patrik Pasma	26.458	22	91	Eduardo Barrichello	1:28.000	1:28.066	23
23	27	Kas Haverkort	22.212	64	Mari Boya	39.343	9	Alexandre Bardinon	26.461	23	27	Kas Haverkort	1:28.017	1:28.047	21
24	62	Lorenzo Fluxa	22.241	91	Eduardo Barrichello	39.394	58	Elias Seppanen	26.471	24	58	Elias Seppanen	1:28.028	1:28.374	27
25	99	José Garfias	22.260	14	Nicola Marinangeli	39.413	14	Nicola Marinangeli	26.484	25	33	Ido Cohen	1:28.043	1:28.270	25
26	58	Elias Seppanen	22.296	96	Oliver Goethe	39.424	27	Kas Haverkort	26.509	26	14	Nicola Marinangeli	1:28.057	1:28.256	24
27	91	Eduardo Barrichello	22.305	33	Ido Cohen	39.481	96	Oliver Goethe	26.527	27	96	Oliver Goethe	1:28.269	1:28.345	26
28	41	Emidio Pesce	22.305	41	Emidio Pesce	39.529	99	José Garfias	26.565	28	99	José Garfias	1:28.412	1:28.488	28
29	96	Oliver Goethe	22.318	7	Axel Gnos	39.580	41	Emidio Pesce	26.620	29	41	Emidio Pesce	1:28.454	1:28.620	29
30	15	Léna Buhler	22.350	99	José Garfias	39.587	2	Nico Gohler	26.646	30	7	Axel Gnos	1:28.611	1:28.848	30
31	7	Axel Gnos	22.384	2	Nico Gohler	39.667	7	Axel Gnos	26.647	31	2	Nico Gohler	1:28.705	1:29.019	31
32	2	Nico Gohler	22.392	16	Tommy Smith	39.803	16	Tommy Smith	26.692	32	16	Tommy Smith	1:29.012	1:29.138	32
33	16	Tommy Smith	22.517	15	Léna Buhler	39.984	15	Léna Buhler	26.879	33	15	Léna Buhler	1:29.213	1:29.365	33



Red Bull Ring
Formula Regional Championship by Alpine
Collective Test pre-event A
Best 5 Lap Times

Cls	N°	Driver	Nat	Cat	Cls	Team	Nat	Vehicle	Best 1		Best 2		Best 3		Best 4		Best 5	
									Time	Lap	Time	Lap	Time	Lap	Time	Lap	Time	Lap
1	43	Franco Colapinto				MP MOTORSPORT		Formula Alpine	1:27.316	23	1:27.401	16	1:27.832	17	1:28.082	12	1:28.152	9
2	51	Francesco Pizzi		R	1	VAN AMERSFOORT		Formula Alpine	1:27.390	21	1:27.486	19	1:27.492	20	1:27.651	18	1:27.794	13
3	30	Michael Belov				G4 RACING		Formula Alpine	1:27.402	13	1:27.517	26	1:27.827	25	1:27.949	11	1:28.192	19
4	6	Isack Hadjar		R	2	R-ACE GP		Formula Alpine	1:27.428	33	1:27.438	31	1:27.487	17	1:27.492	18	1:27.554	27
5	46	Gabriele Mini		R	3	ART GRAND PRIX		Formula Alpine	1:27.454	30	1:27.561	20	1:27.588	18	1:27.709	28	1:27.816	13
6	26	Grégoire Saucy				ART GRAND PRIX		Formula Alpine	1:27.457	39	1:27.565	19	1:27.592	38	1:27.711	20	1:27.713	18
7	21	Alex Quinn				ARDEN		Formula Alpine	1:27.525	32	1:27.618	19	1:27.783	20	1:27.793	36	1:27.924	31
8	17	Dino Beganovic		R	4	PREMA POWERTEAM		Formula Alpine	1:27.588	26	1:27.608	28	1:27.748	25	1:27.815	21	1:27.948	20
9	1	Paul Aron				PREMA POWERTEAM		Formula Alpine	1:27.621	29	1:27.657	20	1:27.687	26	1:27.695	21	1:27.828	19
10	10	Hadrien David				R-ACE GP		Formula Alpine	1:27.668	17	1:27.738	26	1:27.740	15	1:27.779	25	1:27.863	30
11	85	Gabriel Bortoletto		R	5	FA RACING		Formula Alpine	1:27.672	19	1:28.259	13	1:28.374	11	1:28.512	7	1:28.769	12
12	64	Mari Boya		R	6	VAN AMERSFOORT		Formula Alpine	1:27.696	19	1:27.799	20	1:27.902	11	1:27.921	22	1:27.959	21
13	8	William Alatalo				ARDEN		Formula Alpine	1:27.710	19	1:27.850	20	1:27.927	35	1:28.027	13	1:28.060	11
14	35	Pietro Delli Guanti		R	7	MONOLITE RACING		Formula Alpine	1:27.726	19	1:27.792	31	1:27.926	17	1:27.972	18	1:28.034	16
15	12	David Vidales				PREMA POWERTEAM		Formula Alpine	1:27.786	35	1:27.790	23	1:27.836	28	1:27.924	36	1:27.988	21
16	19	Andrea Rosso		R	8	FA RACING		Formula Alpine	1:27.837	31	1:27.941	22	1:27.995	21	1:28.042	19	1:28.276	13
17	22	Zane Maloney				R-ACE GP		Formula Alpine	1:27.860	29	1:27.864	30	1:27.908	28	1:28.037	26	1:28.056	12
18	11	Gianluca Petecof				KIC MOTORSPORT		Formula Alpine	1:27.902	23	1:27.995	25	1:28.081	18	1:28.197	19	1:28.200	34
19	5	Patrik Pasma				ART GRAND PRIX		Formula Alpine	1:27.990	37	1:28.118	18	1:28.197	21	1:28.274	30	1:28.281	14
20	9	Alexandre Bardinon				FA RACING		Formula Alpine	1:27.992	21	1:28.124	28	1:28.273	37	1:28.291	20	1:28.480	30
21	27	Kas Haverkort		R	9	MP MOTORSPORT		Formula Alpine	1:28.047	20	1:28.405	18	1:28.451	12	1:28.585	17	1:28.721	13
22	62	Lorenzo Fluxa				VAN AMERSFOORT		Formula Alpine	1:28.051	23	1:28.101	24	1:28.298	22	1:28.431	20	1:28.434	15
23	91	Eduardo Barrichello		R	10	JD MOTORSPORT		Formula Alpine	1:28.066	24	1:28.308	12	1:28.372	13	1:28.395	23	1:28.403	16
24	14	Nicola Marinangeli				ARDEN		Formula Alpine	1:28.256	19	1:28.416	10	1:28.462	13	1:28.570	11	1:28.572	21
25	33	Ido Cohen				JD MOTORSPORT		Formula Alpine	1:28.270	21	1:28.354	8	1:28.415	29	1:28.541	13	1:28.992	19
26	96	Oliver Goethe		R	11	MP MOTORSPORT		Formula Alpine	1:28.345	19	1:28.504	18	1:28.711	20	1:28.746	21	1:28.941	13
27	58	Elias Seppanen		R	12	KIC MOTORSPORT		Formula Alpine	1:28.374	38	1:28.467	16	1:28.569	14	1:28.639	20	1:28.707	19
28	99	José Garfias		R	13	MONOLITE RACING		Formula Alpine	1:28.488	14	1:28.867	15	1:28.936	13	1:29.002	21	1:29.115	12
29	41	Emidio Pesce				DR FORMULA		Formula Alpine	1:28.620	23	1:28.687	16	1:28.772	31	1:28.841	25	1:29.017	14
30	7	Axel Gnos		R	14	G4 RACING		Formula Alpine	1:28.848	33	1:29.108	20	1:29.183	21	1:29.212	19	1:29.331	22
31	2	Nico Gohler		R	15	KIC MOTORSPORT		Formula Alpine	1:29.019	24	1:29.047	25	1:29.101	26	1:29.126	31	1:29.171	14
32	16	Tommy Smith				JD MOTORSPORT		Formula Alpine	1:29.138	18	1:29.367	14	1:29.450	26	1:29.511	32	1:29.705	24
33	15	Léna Buhler		R	16	R-ACE GP		Formula Alpine	1:29.365	31	1:29.448	29	1:29.744	27	1:29.765	28	1:30.137	23



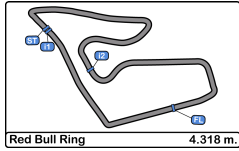
Red Bull Ring

Formula Regional Championship by Alpine



Collective Test pre-event A

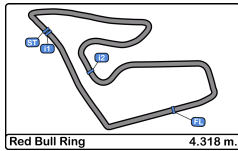
Best 5 Top Speeds

Clas	Nº	Driver	Nat	Cat	Cla	Team	Nat	Vehicle	Top 1		Top 2		Top 3		Top 4		Top 5		Avg
									Km/h	Lap	Km/h	Lap	Km/h	Lap	Km/h	Lap	Km/h	Lap	
1	9	Alexandre Bardino	FRA			FA RACING	ESP	Formula Alpine	234.7	7	233.7	13	232.2	11	232.2	12	230.7	10	232.7
2	43	Franco Colapinto	ARG			MP MOTORSPORT	IND	Formula Alpine	233.7	19	233.2	18	233.2	24	231.7	16	231.7	23	232.7
3	12	David Vidales	ESP			PREMA POWERTEAM	ITA	Formula Alpine	233.2	12	230.2	29	229.7	10	229.7	11	229.7	27	230.5
4	26	Grégoire Saucy	CHE			ART GRAND PRIX	FRA	Formula Alpine	233.2	40	231.7	13	231.2	12	231.2	39	230.7	14	231.6
5	85	Gabriel Bortoletto	BRA	R	1	FA RACING	ESP	Formula Alpine	233.2	20	232.7	8	231.7	12	231.2	7	231.2	11	232.0
6	10	Hadrien David	FRA			R-ACE GP	FRA	Formula Alpine	232.7	34	231.7	14	231.7	18	231.7	31	231.2	32	231.8
7	30	Michael Belov	RUS			G4 RACING	CHE	Formula Alpine	232.7	11	231.7	9	231.7	13	231.2	14	231.2	27	231.7
8	19	Andrea Rosso	ITA	R	2	FA RACING	ESP	Formula Alpine	232.2	14	229.7	5	229.7	12	229.7	13	228.3	7	229.9
9	8	William Alatalo	FIN			ARDEN	GBR	Formula Alpine	231.7	8	231.7	18	230.2	14	229.7	11	229.7	13	230.6
10	14	Nicola Marinangeli	ITA			ARDEN	GBR	Formula Alpine	231.7	14	229.7	11	229.2	10	229.2	13	228.8	26	229.7
11	22	Zane Maloney	GBR			R-ACE GP	FRA	Formula Alpine	231.7	33	231.2	30	231.2	32	230.7	22	230.7	23	231.1
12	33	Ido Cohen	ISR			JD MOTORSPORT	ITA	Formula Alpine	231.7	25	231.7	26	230.2	28	230.2	30	229.7	20	230.7
13	35	Pietro Delli Guanti	ITA	R	3	MONOLITE RACING	ITA	Formula Alpine	231.7	10	231.2	11	231.2	20	231.2	26	230.7	9	231.2
14	46	Gabriele Mini	ITA	R	4	ART GRAND PRIX	FRA	Formula Alpine	231.7	30	231.2	29	230.2	11	230.2	12	229.7	9	230.6
15	58	Elias Seppanen	FIN	R	5	KIC MOTORSPORT	FIN	Formula Alpine	231.7	13	231.2	12	230.7	14	230.2	20	230.2	35	230.8
16	64	Mari Boya	ESP	R	6	VAN AMERSFOORT	IND	Formula Alpine	231.7	26	231.7	27	231.2	35	230.7	10	229.7	12	231.0
17	96	Oliver Goethe	DNK	R	7	MP MOTORSPORT	IND	Formula Alpine	231.7	10	230.2	9	230.2	11	230.2	12	229.2	14	230.3
18	1	Paul Aron	EST			PREMA POWERTEAM	ITA	Formula Alpine	231.2	12	230.7	28	230.7	29	230.7	30	230.2	10	230.7
19	5	Patrik Pasma	FIN			ART GRAND PRIX	FRA	Formula Alpine	231.2	37	231.2	38	230.2	11	230.2	39	229.7	14	230.5
20	17	Dino Beganovic	SWE	R	8	PREMA POWERTEAM	ITA	Formula Alpine	231.2	11	230.2	27	230.2	28	230.2	29	230.2	35	230.4
21	21	Alex Quinn	GBR			ARDEN	GBR	Formula Alpine	231.2	32	230.2	25	230.2	37	229.7	11	229.7	12	230.2
22	6	Isack Hadjar	FRA	R	9	R-ACE GP	FRA	Formula Alpine	230.7	12	230.7	33	230.7	35	230.2	14	230.2	25	230.5
23	15	Léna Buhler	CHE	R	10	R-ACE GP	FRA	Formula Alpine	230.7	29	230.2	31	229.7	30	228.8	13	228.8	24	229.6
24	51	Francesco Pizzi	ITA	R	11	VAN AMERSFOORT	IND	Formula Alpine	230.7	10	229.7	11	229.7	29	229.2	8	229.2	13	229.7
25	7	Axel Gnos	CHE	R	12	G4 RACING	CHE	Formula Alpine	230.2	33	229.7	32	229.2	34	228.8	11	228.8	13	229.3
26	41	Emidio Pesce	ITA			DR FORMULA	PRT	Formula Alpine	230.2	8	229.7	10	229.7	32	229.2	26	229.2	30	229.6
27	62	Lorenzo Fluxa	ESP			VAN AMERSFOORT	IND	Formula Alpine	230.2	31	230.2	33	229.7	32	228.8	12	228.8	14	229.5
28	11	Gianluca Petecof	BRA			KIC MOTORSPORT	FIN	Formula Alpine	229.7	37	229.2	19	229.2	23	229.2	24	228.8	13	229.2
29	27	Kas Haverkort	NLD	R	13	MP MOTORSPORT	IND	Formula Alpine	229.7	11	229.2	10	228.8	9	228.8	12	228.8	13	229.1
30	2	Nico Gohler	DEU	R	14	KIC MOTORSPORT	FIN	Formula Alpine	229.2	27	229.2	28	228.8	4	228.8	31	228.3	32	228.9
31	91	Eduardo Barrichello	BRA	R	15	JD MOTORSPORT	ITA	Formula Alpine	228.8	32	227.8	28	227.3	12	227.3	22	226.8	13	227.6
32	99	José Garfias	MEX	R	16	MONOLITE RACING	ITA	Formula Alpine	228.3	4	227.8	5	227.8	15	227.8	16	227.8	21	227.9
33	16	Tommy Smith	AUS			JD MOTORSPORT	ITA	Formula Alpine	227.8	9	227.8	13	227.8	14	227.3	16	226.8	10	227.5



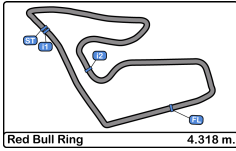
Red Bull Ring
Formula Regional Championship by Alpine
Collective Test pre-event A
Fastest Laps Sequence

Lap	Time of Day	Session Time	N°	Driver	Nat	Cat	Team	Nat	Vehicle	Time	Km/h	
2	14:03:30.342	3:30.342	5	Patrik Pasma		FIN	ART GRAND PRIX		FRA	Formula Alpine	1:38.270	158.1
2	14:03:35.482	3:35.482	26	Grégoire Saucy		CHE	ART GRAND PRIX		FRA	Formula Alpine	1:38.040	158.5
2	14:04:01.399	4:01.399	19	Andrea Rosso		ITA	R FA RACING		ESP	Formula Alpine	1:32.782	167.5
2	14:04:25.175	4:25.175	91	Eduardo Barrichello		BRA	R JD MOTORSPORT		ITA	Formula Alpine	1:31.770	169.3
3	14:05:32.633	5:32.633	19	Andrea Rosso		ITA	R FA RACING		ESP	Formula Alpine	1:31.234	170.3
3	14:05:55.280	5:55.280	91	Eduardo Barrichello		BRA	R JD MOTORSPORT		ITA	Formula Alpine	1:30.105	172.5
4	14:06:33.637	6:33.637	5	Patrik Pasma		FIN	ART GRAND PRIX		FRA	Formula Alpine	1:29.372	173.9
4	14:06:37.181	6:37.181	46	Gabriele Mini		ITA	R ART GRAND PRIX		FRA	Formula Alpine	1:29.223	174.2
4	14:07:03.671	7:03.671	85	Gabriel Bortoleto		BRA	R FA RACING		ESP	Formula Alpine	1:28.907	174.8
5	14:08:20.257	8:20.257	6	Isack Hadjar		FRA	R R-ACE GP		FRA	Formula Alpine	1:28.568	175.5
6	14:09:38.996	9:38.996	10	Hadrien David		FRA	R R-ACE GP		FRA	Formula Alpine	1:28.559	175.5
7	14:11:28.336	11:28.336	6	Isack Hadjar		FRA	R R-ACE GP		FRA	Formula Alpine	1:28.300	176.0
9	14:22:04.170	22:04.170	46	Gabriele Mini		ITA	R ART GRAND PRIX		FRA	Formula Alpine	1:27.992	176.6
10	14:23:41.640	23:41.640	51	Francesco Pizzi		ITA	R VAN AMERSFOORT		NLD	Formula Alpine	1:27.920	176.8
11	14:27:27.529	27:27.529	64	Mari Boya		ESP	R VAN AMERSFOORT		NLD	Formula Alpine	1:27.902	176.8
13	14:28:09.292	28:09.292	46	Gabriele Mini		ITA	R ART GRAND PRIX		FRA	Formula Alpine	1:27.816	177.0
13	14:28:12.267	28:12.267	51	Francesco Pizzi		ITA	R VAN AMERSFOORT		NLD	Formula Alpine	1:27.794	177.0
13	14:30:33.867	30:33.867	30	Michael Belov		RUS	G4 RACING		CHE	Formula Alpine	1:27.402	177.8
21	14:47:07.913	47:07.913	51	Francesco Pizzi		ITA	R VAN AMERSFOORT		NLD	Formula Alpine	1:27.390	177.8
23	15:48:55.071	1:48:55.071	43	Franco Colapinto		ARG	MP MOTORSPORT		NLD	Formula Alpine	1:27.316	178.0



Red Bull Ring
Formula Regional Championship by Alpine
Collective Test pre-event A
Event Best Maximum Speed

N°	Driver	Nat	Cat	Clas	Team	Nat	Vehicle	Km/h	Session
9	Alexandre Bardinon		FRA		FA RACING		Formula Alpine	234.7	Collective Test pre-event A
43	Franco Colapinto		ARG		MP MOTORSPORT		Formula Alpine	233.7	Collective Test pre-event A
12	David Vidales		ESP		PREMA POWERTEAM		Formula Alpine	233.2	Collective Test pre-event A
85	Gabriel Bortoletto		BRA	R 1	FA RACING		Formula Alpine	233.2	Collective Test pre-event A
26	Grégoire Saucy		CHE		ART GRAND PRIX		Formula Alpine	233.2	Collective Test pre-event A
30	Michael Belov		RUS		G4 RACING		Formula Alpine	232.7	Collective Test pre-event A
10	Hadrien David		FRA		R-ACE GP		Formula Alpine	232.7	Collective Test pre-event A
19	Andrea Rosso		ITA	R 2	FA RACING		Formula Alpine	232.2	Collective Test pre-event A
8	William Alatalo		FIN		ARDEN		Formula Alpine	231.7	Collective Test pre-event A
96	Oliver Goethe		DNK	R 3	MP MOTORSPORT		Formula Alpine	231.7	Collective Test pre-event A
58	Elias Seppanen		FIN	R 4	KIC MOTORSPORT		Formula Alpine	231.7	Collective Test pre-event A
35	Pietro Delli Guanti		ITA	R 5	MONOLITE RACING		Formula Alpine	231.7	Collective Test pre-event A
14	Nicola Marinangeli		ITA		ARDEN		Formula Alpine	231.7	Collective Test pre-event A
64	Mari Boya		ESP	R 6	VAN AMERSFOORT		Formula Alpine	231.7	Collective Test pre-event A
33	Ido Cohen		ISR		JD MOTORSPORT		Formula Alpine	231.7	Collective Test pre-event A
22	Zane Maloney		BRA		R-ACE GP		Formula Alpine	231.7	Collective Test pre-event A
46	Gabriele Mini		ITA	R 7	ART GRAND PRIX		Formula Alpine	231.7	Collective Test pre-event A
17	Dino Beganovic		SWE	R 8	PREMA POWERTEAM		Formula Alpine	231.2	Collective Test pre-event A
1	Paul Aron		EST		PREMA POWERTEAM		Formula Alpine	231.2	Collective Test pre-event A
21	Alex Quinn		GBR		ARDEN		Formula Alpine	231.2	Collective Test pre-event A
5	Patrik Pasma		FIN		ART GRAND PRIX		Formula Alpine	231.2	Collective Test pre-event A
51	Francesco Pizzi		ITA	R 9	VAN AMERSFOORT		Formula Alpine	230.7	Collective Test pre-event A
6	Isack Hadjar		FRA	R 10	R-ACE GP		Formula Alpine	230.7	Collective Test pre-event A
15	Léna Buhler		CHE	R 11	R-ACE GP		Formula Alpine	230.7	Collective Test pre-event A
41	Emidio Pesce		ITA		DR FORMULA		Formula Alpine	230.2	Collective Test pre-event A
62	Lorenzo Fluxa		ESP		VAN AMERSFOORT		Formula Alpine	230.2	Collective Test pre-event A
7	Axel Gnos		CHE	R 12	G4 RACING		Formula Alpine	230.2	Collective Test pre-event A
27	Kas Haverkort		NLD	R 13	MP MOTORSPORT		Formula Alpine	229.7	Collective Test pre-event A
11	Gianluca Petecof		BRA		KIC MOTORSPORT		Formula Alpine	229.7	Collective Test pre-event A
2	Nico Gohler		DEU	R 14	KIC MOTORSPORT		Formula Alpine	229.2	Collective Test pre-event A
91	Eduardo Barrichello		BRA	R 15	JD MOTORSPORT		Formula Alpine	228.8	Collective Test pre-event A
99	José Garfias		MEX	R 16	MONOLITE RACING		Formula Alpine	228.3	Collective Test pre-event A
16	Tommy Smith		AUS		JD MOTORSPORT		Formula Alpine	227.8	Collective Test pre-event A



Red Bull Ring
Formula Regional Championship by Alpine
Collective Test pre-event A
Pit Stop Analysis

1 Paul Aron PREMA POWERTEAM
 Formula Alpine

Nr.	In Day Time	In Time	Out Time	Pit Time	T. Pit Time	Handicap	Penalty
1	14:02:11.407	14:02:11.407	14:05:51.646	3:40.239	3:40.239		
2	14:13:55.509	14:13:55.509	14:19:53.014	5:57.505	9:37.744		
3	14:28:54.914	14:28:54.914	14:35:11.919	6:17.005	15:54.749		
4	14:51:49.269	14:51:49.269	14:57:14.222	5:24.953	21:19.702		
5	15:07:44.828	15:07:44.828	15:34:27.187	26:42.359	48:02.061		
6	15:38:15.809	15:38:15.809	15:44:13.588	5:57.779	53:59.840		

2 Nico Gohler R KIC MOTORSPORT
 Formula Alpine

Nr.	In Day Time	In Time	Out Time	Pit Time	T. Pit Time	Handicap	Penalty
1	14:02:28.391	14:02:28.391	14:04:26.893	1:58.502	1:58.502		
2	14:13:40.025	14:13:40.025	14:17:08.976	3:28.951	5:27.453		
3	14:24:42.165	14:24:42.165	14:28:26.615	3:44.450	9:11.903		
4	14:34:33.087	14:34:33.087	15:16:04.383	41:31.296	50:43.199		
5	15:34:14.893	15:34:14.893	15:44:27.582	10:12.689	1:00:55.888		

5 Patrik Pasma ART GRAND PRIX
 Formula Alpine

Nr.	In Day Time	In Time	Out Time	Pit Time	T. Pit Time	Handicap	Penalty
1	14:08:09.747	14:08:09.747	14:15:54.839	7:45.092	7:45.092		
2	14:30:59.453	14:30:59.453	14:42:31.445	11:31.992	19:17.084		
3	14:54:50.841	14:54:50.841	15:13:21.594	18:30.753	37:47.837		
4	15:25:38.938	15:25:38.938	15:32:20.585	6:41.647	44:29.484		
5	15:37:11.266	15:37:11.266	15:44:08.971	6:57.705	51:27.189		

6 Isack Hadjar R R-ACE GP
 Formula Alpine

Nr.	In Day Time	In Time	Out Time	Pit Time	T. Pit Time	Handicap	Penalty
1	14:13:13.718	14:13:13.718	14:22:12.581	8:58.863	8:58.863		
2	14:39:23.722	14:39:23.722	15:06:39.551	27:15.829	36:14.692		
3	15:20:26.514	15:20:26.514	15:25:02.871	4:36.357	40:51.049		

7 Axel Gnos R G4 RACING
 Formula Alpine

Nr.	In Day Time	In Time	Out Time	Pit Time	T. Pit Time	Handicap	Penalty
1	14:02:38.245	14:02:38.245	14:05:42.677	3:04.432	3:04.432		
2	14:15:40.740	14:15:40.740	14:17:22.048	1:41.308	4:45.740		
3	14:29:36.805	14:29:36.805	14:35:15.038	5:38.233	10:23.973		
4	14:50:35.320	14:50:35.320	15:23:59.194	33:23.874	43:47.847		
5	15:28:43.976	15:28:43.976	15:32:03.693	3:19.717	47:07.564		
6	15:38:57.089	15:38:57.089	15:44:36.769	5:39.680	52:47.244		

8 William Alatalo ARDEN
 Formula Alpine

Nr.	In Day Time	In Time	Out Time	Pit Time	T. Pit Time	Handicap	Penalty
1	14:02:20.459	14:02:20.459	14:06:55.270	4:34.811	4:34.811		
2	14:13:30.388	14:13:30.388	14:16:06.559	2:36.171	7:10.982		
3	14:29:32.664	14:29:32.664	14:39:02.453	9:29.789	16:40.771		
4	14:49:38.174	14:49:38.174	15:13:40.172	24:01.998	40:42.769		

5 15:25:43.722 15:25:43.722 15:33:08.790 7:25.068 48:07.837
 6 15:38:20.290 15:38:20.290 15:44:20.131 5:59.841 54:07.678

9 Alexandre Bardion FA RACING
 Formula Alpine

Nr.	In Day Time	In Time	Out Time	Pit Time	T. Pit Time	Handicap	Penalty
1	14:13:21.749	14:13:21.749	14:18:20.838	4:59.089	4:59.089		
2	14:25:52.972	14:25:52.972	14:31:59.548	6:06.576	11:05.665		
3	14:39:31.087	14:39:31.087	14:43:13.679	3:42.592	14:48.257		
4	14:49:16.978	14:49:16.978	15:15:22.921	26:05.943	40:54.200		
5	15:28:57.413	15:28:57.413	15:33:43.781	4:46.368	45:40.568		
6	15:39:02.035	15:39:02.035	15:44:48.063	5:46.028	51:26.596		

10 Hadrien David R-ACE GP
 Formula Alpine

Nr.	In Day Time	In Time	Out Time	Pit Time	T. Pit Time	Handicap	Penalty
1	14:14:54.604	14:14:54.604	14:21:33.596	6:38.992	6:38.992		
2	14:35:23.474	14:35:23.474	15:05:59.367	30:35.893	37:14.885		
3	15:19:35.769	15:19:35.769	15:24:45.175	5:09.406	42:24.291		

11 Gianluca Petecof KIC MOTORSPORT
 Formula Alpine

Nr.	In Day Time	In Time	Out Time	Pit Time	T. Pit Time	Handicap	Penalty
1	14:02:46.464	14:02:46.464	14:06:31.916	3:45.452	3:45.452		
2	14:13:15.414	14:13:15.414	14:16:23.356	3:07.942	6:53.394		
3	14:31:38.922	14:31:38.922	14:34:21.442	2:42.520	9:35.914		
4	14:51:39.610	14:51:39.610	15:16:28.403	24:48.793	34:24.707		
5	15:31:04.054	15:31:04.054	15:34:00.148	2:56.094	37:20.801		

12 David Vidales PREMA POWERTEAM
 Formula Alpine

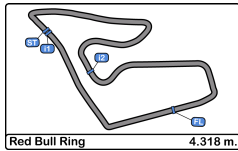
Nr.	In Day Time	In Time	Out Time	Pit Time	T. Pit Time	Handicap	Penalty
1	14:02:18.573	14:02:18.573	14:06:07.118	3:48.545	3:48.545		
2	14:14:23.644	14:14:23.644	14:16:47.104	2:23.460	6:12.005		
3	14:25:50.298	14:25:50.298	14:34:12.601	8:22.303	14:34.308		
4	14:52:39.925	14:52:39.925	14:58:12.403	5:32.478	20:06.786		
5	15:07:10.453	15:07:10.453	15:34:08.546	26:58.093	47:04.879		
6	15:37:30.835	15:37:30.835	15:44:15.889	6:45.054	53:49.933		

14 Nicola Marinangeli ARDEN
 Formula Alpine

Nr.	In Day Time	In Time	Out Time	Pit Time	T. Pit Time	Handicap	Penalty
1	14:02:23.035	14:02:23.035	14:07:14.059	4:51.024	4:51.024		
2	14:13:37.463	14:13:37.463	14:17:03.728	3:26.265	8:17.289		
3	14:30:34.514	14:30:34.514	14:40:08.443	9:33.929	17:51.218		
4	14:56:44.554	14:56:44.554	15:33:49.653	37:05.099	54:56.317		
5	15:37:08.068	15:37:08.068	15:44:22.308	7:14.240	1:02:10.557		

15 Léna Buhler R R-ACE GP
 Formula Alpine

Nr.	In Day Time	In Time	Out Time	Pit Time	T. Pit Time	Handicap	Penalty
1	14:13:26.819	14:13:26.819	14:22:31.983	9:05.164	9:05.164		
2	14:35:35.598	14:35:35.598	15:06:22.747	30:47.149	39:52.313		



Red Bull Ring
Formula Regional Championship by Alpine
Collective Test pre-event A
Pit Stop Analysis

Red Bull Ring 4.318 m.

16 Tommy Smith JD MOTORSPORT
 Formula Alpine

Nr.	In Day Time	In Time	Out Time	Pit Time	T. Pit Time	Handicap	Penalty
1	14:02:43.705	14:02:43.705	14:05:21.090	2:37.385	2:37.385		
2	14:13:23.851	14:13:23.851	14:16:24.881	3:01.030	5:38.415		
3	14:24:06.714	14:24:06.714	14:27:27.772	3:21.058	8:59.473		
4	14:39:36.572	14:39:36.572	15:15:40.364	36:03.792	45:03.265		
5	15:30:52.445	15:30:52.445	15:44:57.078	14:04.633	59:07.898		

17 Dino Beganovic R PREMA POWERTEAM
 Formula Alpine

Nr.	In Day Time	In Time	Out Time	Pit Time	T. Pit Time	Handicap	Penalty
1	14:02:12.650	14:02:12.650	14:04:53.951	2:41.301	2:41.301		
2	14:14:16.634	14:14:16.634	14:19:39.984	5:23.350	8:04.651		
3	14:25:45.637	14:25:45.637	14:34:53.760	9:08.123	17:12.774		
4	14:51:22.362	14:51:22.362	14:57:11.531	5:49.169	23:01.943		
5	15:07:30.120	15:07:30.120	15:33:29.376	25:59.256	49:01.199		
6	15:38:55.227	15:38:55.227	15:44:17.064	5:21.837	54:23.036		

19 Andrea Rosso R FA RACING
 Formula Alpine

Nr.	In Day Time	In Time	Out Time	Pit Time	T. Pit Time	Handicap	Penalty
1	14:13:09.685	14:13:09.685	14:16:38.298	3:28.613	3:28.613		
2	14:25:40.953	14:25:40.953	14:39:03.852	13:22.899	16:51.512		
3	14:52:36.827	14:52:36.827	15:30:27.420	37:50.593	54:42.105		
4	15:38:47.313	15:38:47.313	15:44:44.963	5:57.650	1:00:39.755		

21 Alex Quinn ARDEN
 Formula Alpine

Nr.	In Day Time	In Time	Out Time	Pit Time	T. Pit Time	Handicap	Penalty
1	14:02:14.301	14:02:14.301	14:06:28.367	4:14.066	4:14.066		
2	14:14:25.579	14:14:25.579	14:17:16.775	2:51.196	7:05.262		
3	14:27:48.120	14:27:48.120	14:38:55.583	11:07.463	18:12.725		
4	14:51:04.951	14:51:04.951	15:13:06.526	22:01.575	40:14.300		
5	15:23:42.643	15:23:42.643	15:29:10.972	5:28.329	45:42.629		
6	15:39:05.512	15:39:05.512	15:44:18.003	5:12.491	50:55.120		

22 Zane Maloney R-ACE GP
 Formula Alpine

Nr.	In Day Time	In Time	Out Time	Pit Time	T. Pit Time	Handicap	Penalty
1	14:09:55.349	14:09:55.349	14:21:51.540	11:56.191	11:56.191		
2	14:35:21.423	14:35:21.423	15:06:08.263	30:46.840	42:43.031		
3	15:19:37.445	15:19:37.445	15:24:30.577	4:53.132	47:36.163		

26 Grégoire Saucy ART GRAND PRIX
 Formula Alpine

Nr.	In Day Time	In Time	Out Time	Pit Time	T. Pit Time	Handicap	Penalty
1	14:08:33.179	14:08:33.179	14:15:56.447	7:23.268	7:23.268		
2	14:31:02.840	14:31:02.840	14:42:26.375	11:23.535	18:46.803		
3	14:54:49.068	14:54:49.068	15:13:52.783	19:03.715	37:50.518		
4	15:26:01.148	15:26:01.148	15:31:34.546	5:33.398	43:23.916		

27 Kas Haverkort R MP MOTORSPORT
 Formula Alpine

Nr.	In Day Time	In Time	Out Time	Pit Time	T. Pit Time	Handicap	Penalty
1	14:03:55.895	14:03:55.895	14:06:36.657	2:40.762	2:40.762		
2	14:14:56.612	14:14:56.612	14:22:41.945	7:45.333	10:26.095		
3	14:33:09.470	14:33:09.470	14:38:23.277	5:13.807	15:39.902		

30 Michael Belov G4 RACING
 Formula Alpine

Nr.	In Day Time	In Time	Out Time	Pit Time	T. Pit Time	Handicap	Penalty
1	14:02:34.248	14:02:34.248	14:08:25.753	5:51.505	5:51.505		
2	14:13:33.074	14:13:33.074	14:16:21.389	2:48.315	8:39.820		
3	14:32:02.807	14:32:02.807	15:19:36.584	47:33.777	56:13.597		
4	15:28:59.219	15:28:59.219	15:32:51.535	3:52.316	1:00:05.913		
5	15:37:52.727	15:37:52.727	15:44:44.012	6:51.285	1:06:57.198		

33 Ido Cohen JD MOTORSPORT
 Formula Alpine

Nr.	In Day Time	In Time	Out Time	Pit Time	T. Pit Time	Handicap	Penalty
1	14:41:45.489	14:41:45.489	14:45:49.227	4:03.738	4:03.738		
2	14:53:51.595	14:53:51.595	15:14:07.133	20:15.538	24:19.276		
3	15:26:53.124	15:26:53.124	15:31:44.933	4:51.809	29:11.085		
4	15:38:33.596	15:38:33.596	15:44:50.141	6:16.545	35:27.630		

35 Pietro Delli Guanti R MONOLITE RACING
 Formula Alpine

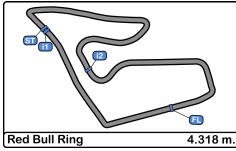
Nr.	In Day Time	In Time	Out Time	Pit Time	T. Pit Time	Handicap	Penalty
1	14:03:31.453	14:03:31.453	14:07:30.506	3:59.053	3:59.053		
2	14:15:33.776	14:15:33.776	14:21:11.167	5:37.391	9:36.444		
3	14:31:49.658	14:31:49.658	14:38:57.584	7:07.926	16:44.370		
4	14:49:24.419	14:49:24.419	15:18:34.410	29:09.991	45:54.361		
5	15:27:48.835	15:27:48.835	15:34:13.477	6:24.642	52:19.003		
6	15:37:45.259	15:37:45.259	15:45:21.227	7:35.968	59:54.971		

41 Emidio Pesce DR FORMULA
 Formula Alpine

Nr.	In Day Time	In Time	Out Time	Pit Time	T. Pit Time	Handicap	Penalty
1	14:02:52.537	14:02:52.537	14:08:45.466	5:52.929	5:52.929		
2	14:13:48.859	14:13:48.859	14:16:26.960	2:38.101	8:31.030		
3	14:27:18.150	14:27:18.150	14:34:16.260	6:58.110	15:29.140		
4	14:43:22.209	14:43:22.209	14:49:55.875	6:33.666	22:02.806		
5	14:53:12.262	14:53:12.262	15:19:17.925	26:05.663	48:08.469		
6	15:31:52.805	15:31:52.805	15:36:36.327	4:43.522	52:51.991		
7	15:38:50.755	15:38:50.755	15:44:49.152	5:58.397	58:50.388		

43 Franco Colapinto MP MOTORSPORT
 Formula Alpine

Nr.	In Day Time	In Time	Out Time	Pit Time	T. Pit Time	Handicap	Penalty
1	14:30:47.902	14:30:47.902	14:33:51.267	3:03.365	3:03.365		
2	14:35:29.982	14:35:29.982	14:37:06.105	1:36.123	4:39.488		
3	14:53:52.413	14:53:52.413	14:58:48.389	4:55.976	9:35.464		



Red Bull Ring
Formula Regional Championship by Alpine
Collective Test pre-event A
Pit Stop Analysis

4	15:06:14.741	15:06:14.741	15:36:25.245	30:10.504	39:45.968
5	15:38:46.072	15:38:46.072	15:44:22.837	5:36.765	45:22.733

46

Gabriele Mini R ART GRAND PRIX

Formula Alpine

Nr.	In Day Time	In Time	Out Time	Pit Time	T. Pit Time	Handicap	Penalty
1	14:08:17.901	14:08:17.901	14:15:57.713	7:39.812	7:39.812		
2	14:31:06.229	14:31:06.229	14:42:34.627	11:28.398	19:08.210		
3	14:53:31.417	14:53:31.417	15:28:32.018	35:00.601	54:08.811		
4	15:30:03.453	15:30:03.453	15:32:35.394	2:31.941	56:40.752		
5	15:37:41.345	15:37:41.345	15:44:11.613	6:30.268	1:03:11.020		

51

Francesco Pizzi R VAN AMERSFOORT RACING

Formula Alpine

Nr.	In Day Time	In Time	Out Time	Pit Time	T. Pit Time	Handicap	Penalty
1	14:02:32.866	14:02:32.866	14:07:54.011	5:21.145	5:21.145		
2	14:14:53.444	14:14:53.444	14:16:08.644	1:15.200	6:36.345		
3	14:29:43.842	14:29:43.842	14:36:41.765	6:57.923	13:34.268		
4	14:48:44.892	14:48:44.892	15:32:53.502	44:08.610	57:42.878		
5	15:38:12.958	15:38:12.958	15:44:30.372	6:17.414	1:04:00.292		

58

Elias Seppanen R KIC MOTORSPORT

Formula Alpine

Nr.	In Day Time	In Time	Out Time	Pit Time	T. Pit Time	Handicap	Penalty
1	14:02:25.730	14:02:25.730	14:05:01.722	2:35.992	2:35.992		
2	14:14:41.289	14:14:41.289	14:17:27.479	2:46.190	5:22.182		
3	14:32:36.379	14:32:36.379	14:37:10.948	4:34.569	9:56.751		
4	14:43:09.575	14:43:09.575	15:14:34.297	31:24.722	41:21.473		
5	15:35:49.462	15:35:49.462	15:44:25.549	8:36.087	49:57.560		

62

Lorenzo Fluxa VAN AMERSFOORT RACING

Formula Alpine

Nr.	In Day Time	In Time	Out Time	Pit Time	T. Pit Time	Handicap	Penalty
1	14:02:39.868	14:02:39.868	14:08:11.935	5:32.067	5:32.067		
2	14:13:18.655	14:13:18.655	14:16:19.960	3:01.305	8:33.372		
3	14:34:35.352	14:34:35.352	14:39:08.928	4:33.576	13:06.948		
4	14:52:35.815	14:52:35.815	15:31:19.504	38:43.689	51:50.637		
5	15:38:14.013	15:38:14.013	15:44:31.423	6:17.410	58:08.047		

64

Mari Boya R VAN AMERSFOORT RACING

Formula Alpine

Nr.	In Day Time	In Time	Out Time	Pit Time	T. Pit Time	Handicap	Penalty
1	14:02:36.725	14:02:36.725	14:09:09.094	6:32.369	6:32.369		
2	14:14:14.978	14:14:14.978	14:16:53.460	2:38.482	9:10.851		
3	14:35:06.628	14:35:06.628	14:42:44.832	7:38.204	16:49.055		
4	14:53:28.607	14:53:28.607	14:57:21.857	3:53.250	20:42.305		
5	15:03:23.088	15:03:23.088	15:31:57.328	28:34.240	49:16.545		
6	15:39:09.564	15:39:09.564	15:44:36.085	5:26.521	54:43.066		

85

Gabriel Bortoleto R FA RACING

Formula Alpine

Nr.	In Day Time	In Time	Out Time	Pit Time	T. Pit Time	Handicap	Penalty
1	14:15:01.498	14:15:01.498	14:16:15.723	1:14.225	1:14.225		

2	14:23:42.148	14:23:42.148	15:31:03.024	1:07:20.876	1:08:35.101		
---	--------------	--------------	--------------	-------------	-------------	--	--

3	15:32:39.924	15:32:39.924	15:35:45.502	3:05.578	1:11:40.679		
---	--------------	--------------	--------------	----------	-------------	--	--

4	15:37:37.680	15:37:37.680	15:44:46.079	7:08.399	1:18:49.078		
---	--------------	--------------	--------------	----------	-------------	--	--

91

Eduardo Barrichello R JD MOTORSPORT

Formula Alpine

Nr.	In Day Time	In Time	Out Time	Pit Time	T. Pit Time	Handicap	Penalty
1	14:13:41.932	14:13:41.932	14:17:51.376	4:09.444	4:09.444		
2	14:31:15.927	14:31:15.927	15:03:29.365	32:13.438	36:22.882		
3	15:15:28.563	15:15:28.563	15:33:11.629	17:43.066	54:05.948		
4	15:38:21.980	15:38:21.980	15:44:52.057	6:30.077	1:00:36.025		

96

Oliver Goethe R MP MOTORSPORT

Formula Alpine

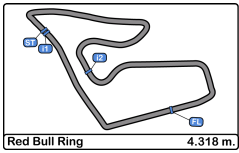
Nr.	In Day Time	In Time	Out Time	Pit Time	T. Pit Time	Handicap	Penalty
1	14:03:58.251	14:03:58.251	14:07:27.080	3:28.829	3:28.829		
2	14:13:51.526	14:13:51.526	14:19:37.512	5:45.986	9:14.815		
3	14:31:41.918	14:31:41.918	14:42:10.187	10:28.269	19:43.084		

99

José Garfias R MONOLITE RACING

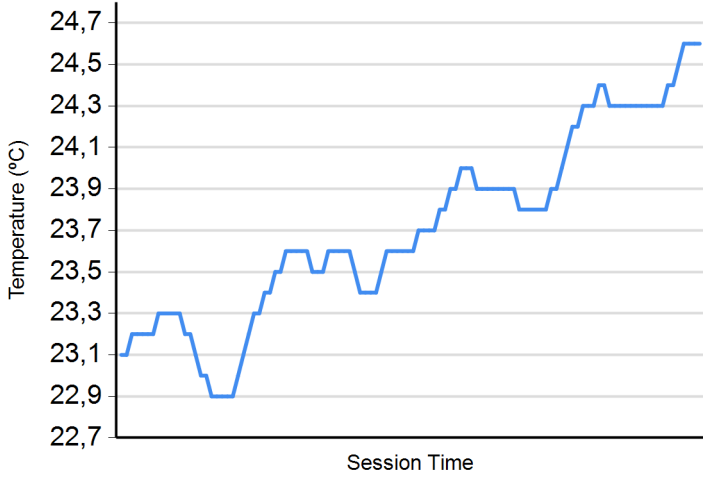
Formula Alpine

Nr.	In Day Time	In Time	Out Time	Pit Time	T. Pit Time	Handicap	Penalty
1	14:03:49.017	14:03:49.017	14:24:29.942	20:40.925	20:40.925		
2	14:36:49.623	14:36:49.623	14:43:18.136	6:28.513	27:09.438		
3	14:53:54.655	14:53:54.655	15:30:49.546	36:54.891	1:04:04.329		
4	15:32:30.202	15:32:30.202	15:36:09.971	3:39.769	1:07:44.098		
5	15:38:17.407	15:38:17.407	15:45:25.084	7:07.677	1:14:51.775		

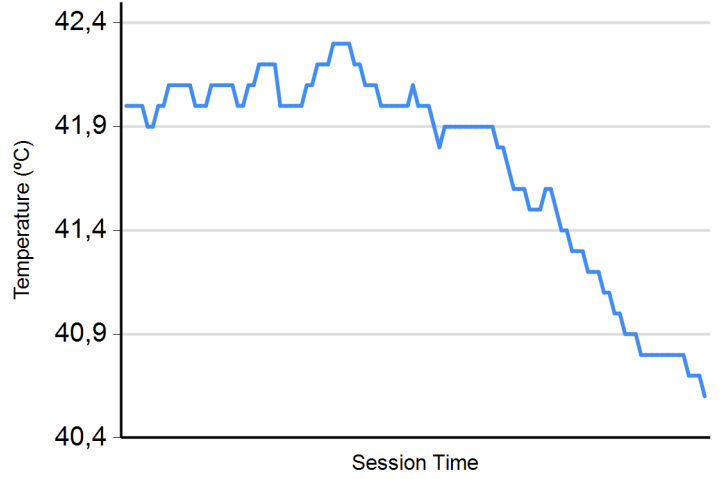


Red Bull Ring
Formula Regional Championship by Alpine
Collective Test pre-event A
Weather Report

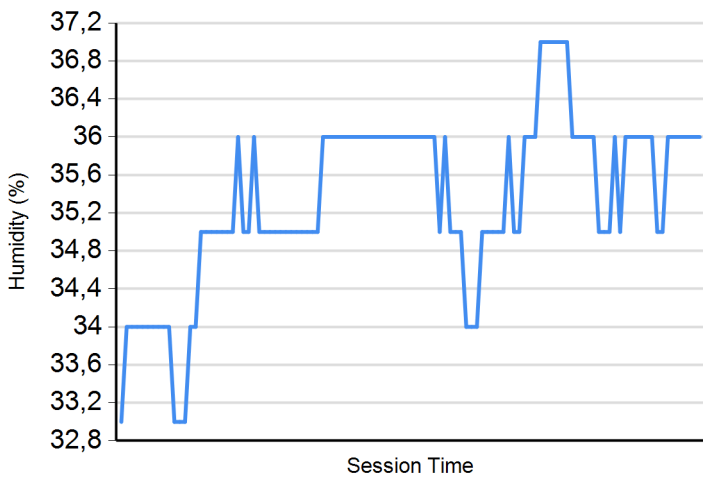
Air Temperature



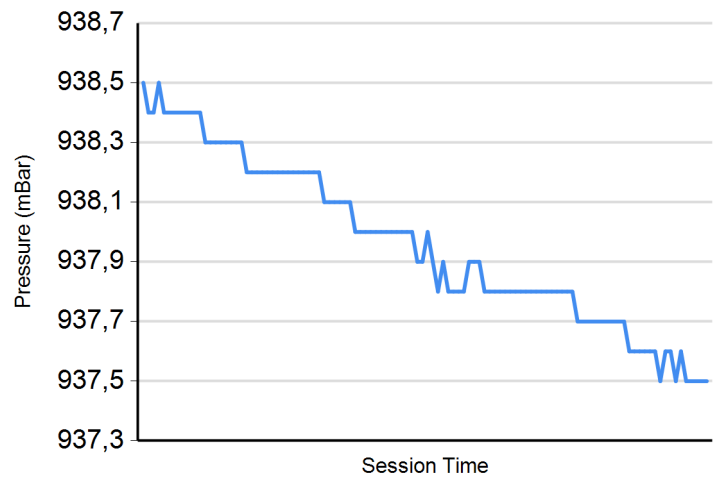
Track Temperature



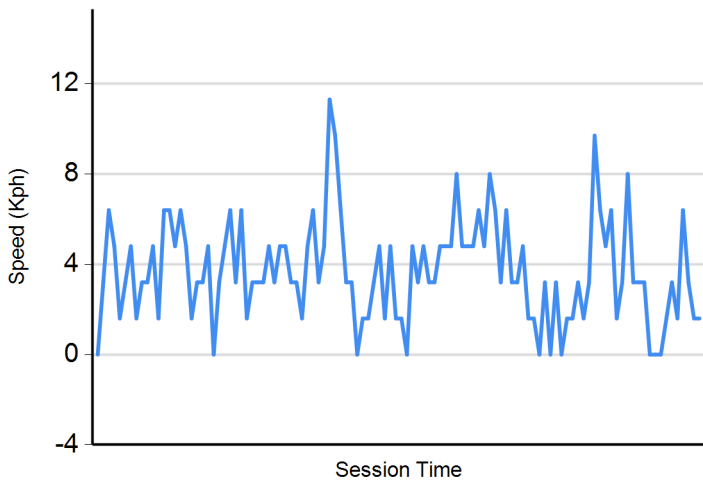
Humidity



Pressure



Wind Speed



Wind direction

North = 0°/360° Est = 90° South = 180° West = 270°

