

Red Bull Ring
Formula Regional Championship by Alpine
Collective Test pre-event B
Provisional Results

Red Bull Ring 4.318 m.

Clas	Nº	Driver	Nat	Cat	Clas	Team	Nat	Vehicle	Laps	Best	Time	Gap	Interval	Km/h
1	26	Grégoire Saucy				ART GRAND PRIX		Formula Alpine	28	26	1:26.326			180.0
2	46	Gabriele Mini		R	1	ART GRAND PRIX		Formula Alpine	28	23	1:26.407	0.081	0.081	179.9
3	43	Franco Colapinto				MP MOTORSPORT		Formula Alpine	22	18	1:26.518	0.192	0.111	179.6
4	30	Michael Belov				G4 RACING		Formula Alpine	23	22	1:26.566	0.240	0.048	179.5
5	85	Gabriel Bortoletto		R	2	FA RACING		Formula Alpine	24	23	1:26.663	0.337	0.097	179.3
6	21	Alex Quinn				ARDEN		Formula Alpine	28	24	1:26.701	0.375	0.038	179.2
7	22	Zane Maloney				R-ACE GP		Formula Alpine	27	23	1:26.769	0.443	0.068	179.1
8	17	Dino Beganovic		R	3	PREMA POWERTEAM		Formula Alpine	29	25	1:26.781	0.455	0.012	179.1
9	6	Isack Hadjar		R	4	R-ACE GP		Formula Alpine	27	23	1:26.792	0.466	0.011	179.1
10	64	Mari Boya		R	5	VAN AMERSFOORT		Formula Alpine	26	19	1:26.807	0.481	0.015	179.0
11	10	Hadrien David				R-ACE GP		Formula Alpine	26	25	1:26.829	0.503	0.022	179.0
12	1	Paul Aron				PREMA POWERTEAM		Formula Alpine	28	26	1:26.856	0.530	0.027	178.9
13	12	David Vidales				PREMA POWERTEAM		Formula Alpine	30	15	1:26.876	0.550	0.020	178.9
14	8	William Alatalo				ARDEN		Formula Alpine	29	26	1:26.881	0.555	0.005	178.9
15	19	Andrea Rosso		R	6	FA RACING		Formula Alpine	22	21	1:26.961	0.635	0.080	178.7
16	51	Francesco Pizzi		R	7	VAN AMERSFOORT		Formula Alpine	27	24	1:27.028	0.702	0.067	178.6
17	33	Ido Cohen				JD MOTORSPORT		Formula Alpine	23	21	1:27.035	0.709	0.007	178.6
18	5	Patrik Pasma				ART GRAND PRIX		Formula Alpine	26	23	1:27.115	0.789	0.080	178.4
19	9	Alexandre Bardinon				FA RACING		Formula Alpine	25	24	1:27.203	0.877	0.088	178.2
20	96	Oliver Goethe		R	8	MP MOTORSPORT		Formula Alpine	22	18	1:27.246	0.920	0.043	178.1
21	58	Elias Seppanen		R	9	KIC MOTORSPORT		Formula Alpine	30	28	1:27.279	0.953	0.033	178.1
22	11	Gianluca Petecof				KIC MOTORSPORT		Formula Alpine	26	23	1:27.338	1.012	0.059	177.9
23	99	José Garfias		R	10	MONOLITE RACING		Formula Alpine	23	21	1:27.351	1.025	0.013	177.9
24	62	Lorenzo Fluxa				VAN AMERSFOORT		Formula Alpine	29	28	1:27.377	1.051	0.026	177.9
25	91	Eduardo Barrichello		R	11	JD MOTORSPORT		Formula Alpine	26	22	1:27.387	1.061	0.010	177.8
26	14	Nicola Marinangeli				ARDEN		Formula Alpine	29	28	1:27.395	1.069	0.008	177.8
27	35	Pietro Delli Guanti		R	12	MONOLITE RACING		Formula Alpine	22	18	1:27.425	1.099	0.030	177.8
28	27	Kas Haverkort		R	13	MP MOTORSPORT		Formula Alpine	28	25	1:27.457	1.131	0.032	177.7
29	41	Emidio Pesce				DR FORMULA		Formula Alpine	19	18	1:27.590	1.264	0.133	177.4
30	2	Nico Gohler		R	14	KIC MOTORSPORT		Formula Alpine	27	26	1:28.064	1.738	0.474	176.5
31	7	Axel Gnos		R	15	G4 RACING		Formula Alpine	28	25	1:28.102	1.776	0.038	176.4
32	16	Tommy Smith				JD MOTORSPORT		Formula Alpine	24	21	1:28.181	1.855	0.079	176.2
33	15	Léna Buhler		R	16	R-ACE GP		Formula Alpine	26	25	1:28.297	1.971	0.116	176.0

*** PENALTIES**

CAR 26 TIME 1:27.403 DELETED TRACK LIMITS AT T10

CAR 64 TIME 1:27.976 DELETED TRACK LIMITS AT T10

CAR 33 TIME 1:28.179 DELETED TRACK LIMITS AT T10

CAR 12 TIME 1:27.048 DELETED TRACK LIMITS AT T09

CAR 2 TIME 1:28.058 DELETED TRACK LIMITS AT T10

CAR 12 TIME 1:26.992 DELETED TRACK LIMITS AT T09

CAR 99 TIME 1:27.620 DELETED TRACK LIMITS AT T10

CAR 19 TIME 1:26.963 DELETED TRACK LIMITS AT T10

Published at:.....

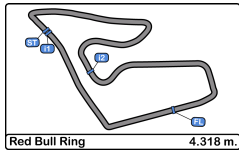
Track Temp: 31.5 °C Air Temp: 23.1 °C Humidity: 44 % Track Status: DRY

Stewards:

Race Director:

Timekeeper:

Luis Angel Garcia Nufez
 JOB/I-0020-ESP



Red Bull Ring
Formula Regional Championship by Alpine
Collective Test pre-event B
Provisional Results by Category

Clas	Nº	Driver	Nat	Cat	Clas	Team	Nat	Vehicle	Laps	Best	Time	Gap	Interval	Km/h
1	26	Grégoire Saucy		CHE		ART GRAND PRIX		Formula Alpine	28	26	1:26.326			180.0
2	43	Franco Colapinto		ARG		MP MOTORSPORT		Formula Alpine	22	18	1:26.518	0.192	0.192	179.6
3	30	Michael Belov		RUS		G4 RACING		Formula Alpine	23	22	1:26.566	0.240	0.048	179.5
4	21	Alex Quinn		GBR		ARDEN		Formula Alpine	28	24	1:26.701	0.375	0.135	179.2
5	22	Zane Maloney		BRB		R-ACE GP		Formula Alpine	27	23	1:26.769	0.443	0.068	179.1
6	10	Hadrien David		FRA		R-ACE GP		Formula Alpine	26	25	1:26.829	0.503	0.060	179.0
7	1	Paul Aron		EST		PREMA POWERTEAM		Formula Alpine	28	26	1:26.856	0.530	0.027	178.9
8	12	David Vidales		ESP		PREMA POWERTEAM		Formula Alpine	30	15	1:26.876	0.550	0.020	178.9
9	8	William Alatalo		FIN		ARDEN		Formula Alpine	29	26	1:26.881	0.555	0.005	178.9
10	33	Ido Cohen		ISR		JD MOTORSPORT		Formula Alpine	23	21	1:27.035	0.709	0.154	178.6
11	5	Patrik Pasma		FIN		ART GRAND PRIX		Formula Alpine	26	23	1:27.115	0.789	0.080	178.4
12	9	Alexandre Bardinon		FRA		FA RACING		Formula Alpine	25	24	1:27.203	0.877	0.088	178.2
13	11	Gianluca Petecof		BRA		KIC MOTORSPORT		Formula Alpine	26	23	1:27.338	1.012	0.135	177.9
14	62	Lorenzo Fluxa		ESP		VAN AMERSFOORT		Formula Alpine	29	28	1:27.377	1.051	0.039	177.9
15	14	Nicola Marinangeli		ITA		ARDEN		Formula Alpine	29	28	1:27.395	1.069	0.018	177.8
16	41	Emidio Pesce		ITA		DR FORMULA		Formula Alpine	19	18	1:27.590	1.264	0.195	177.4
17	16	Tommy Smith		AUS		JD MOTORSPORT		Formula Alpine	24	21	1:28.181	1.855	0.591	176.2

Rookie

1	46	Gabriele Mini		ITA	R	1	ART GRAND PRIX		Formula Alpine	28	23	1:26.407			179.9
2	85	Gabriel Bortoleto		BRA	R	2	FA RACING		Formula Alpine	24	23	1:26.663	0.256	0.256	179.3
3	17	Dino Beganovic		SWE	R	3	PREMA POWERTEAM		Formula Alpine	29	25	1:26.781	0.374	0.118	179.1
4	6	Isack Hadjar		FRA	R	4	R-ACE GP		Formula Alpine	27	23	1:26.792	0.385	0.011	179.1
5	64	Mari Boya		ESP	R	5	VAN AMERSFOORT		Formula Alpine	26	19	1:26.807	0.400	0.015	179.0
6	19	Andrea Rosso		ITA	R	6	FA RACING		Formula Alpine	22	21	1:26.961	0.554	0.154	178.7
7	51	Francesco Pizzi		ITA	R	7	VAN AMERSFOORT		Formula Alpine	27	24	1:27.028	0.621	0.067	178.6
8	96	Oliver Goethe		DNK	R	8	MP MOTORSPORT		Formula Alpine	22	18	1:27.246	0.839	0.218	178.1
9	58	Elias Seppanen		FIN	R	9	KIC MOTORSPORT		Formula Alpine	30	28	1:27.279	0.872	0.033	178.1
10	99	José Garfias		MEX	R	10	MONOLITE RACING		Formula Alpine	23	21	1:27.351	0.944	0.072	177.9
11	91	Eduardo Barrichello		BRA	R	11	JD MOTORSPORT		Formula Alpine	26	22	1:27.387	0.980	0.036	177.8
12	35	Pietro Delli Guanti		ITA	R	12	MONOLITE RACING		Formula Alpine	22	18	1:27.425	1.018	0.038	177.8
13	27	Kas Haverkort		NLD	R	13	MP MOTORSPORT		Formula Alpine	28	25	1:27.457	1.050	0.032	177.7
14	2	Nico Gohler		DEU	R	14	KIC MOTORSPORT		Formula Alpine	27	26	1:28.064	1.657	0.607	176.5
15	7	Axel Gnos		CHE	R	15	G4 RACING		Formula Alpine	28	25	1:28.102	1.695	0.038	176.4
16	15	Léna Buhler		CHE	R	16	R-ACE GP		Formula Alpine	26	25	1:28.297	1.890	0.195	176.0

* PENALTIES

CAR 26 TIME 1:27.403 DELETED TRACK LIMITS AT T10

CAR 64 TIME 1:27.976 DELETED TRACK LIMITS AT T10

CAR 33 TIME 1:28.179 DELETED TRACK LIMITS AT T10

CAR 12 TIME 1:27.048 DELETED TRACK LIMITS AT T09

CAR 2 TIME 1:28.058 DELETED TRACK LIMITS AT T10

CAR 12 TIME 1:26.992 DELETED TRACK LIMITS AT T09

CAR 99 TIME 1:27.620 DELETED TRACK LIMITS AT T10

CAR 19 TIME 1:26.963 DELETED TRACK LIMITS AT T10

Published at:.....

Track Temp: 31.5 °C Air Temp: 23.1 °C Humidity: 44 % Track Status: DRY

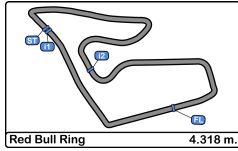
Stewards:

Race Director:

Timekeeper:

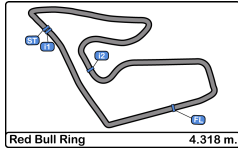
 Luis Angel Garcia Nuñez

JOB/I-0020-ESP



Red Bull Ring
Formula Regional Championship by Alpine
Collective Test pre-event B
Lap Analysis

1 Paul Aron							2 Nico Gohler								
Formula Alpine							Formula Alpine								
PREMA POWERTEAM							KIC MOTORSPORT								
Lap	D	Time	Sector 1	Sector 2	Sector 3	T. Spd	Elapsed	Lap	D	Time	Sector 1	Sector 2	Sector 3	T. Spd	Elapsed
1		17:02:00.620	17:00:45.712	45.798	29.110	176.1	17:02:00.620	1		17:05:24.885	17:04:08.734	45.807	30.344	216.0	17:05:24.885
2		1:32.513	23.522	40.614	28.377	220.8	17:03:33.133	2		1:30.136	22.895	40.284	26.957	228.8	17:06:55.021
3		1:33.270	23.094	40.996	29.180	208.8	17:05:06.403	3		1:29.262	22.500	39.886	26.876	227.3	17:08:24.283
4		1:30.617	22.371	39.933	28.313	230.2	17:06:37.020	4		1:29.424	22.550	40.019	26.855	226.8	17:09:53.707
5		1:27.378	22.089	39.200	26.089	228.8	17:08:04.398	5		1:28.855	22.503	39.672	26.680	227.8	17:11:22.562
6		1:27.118	22.026	38.978	26.114	229.2	17:09:31.516	6		1:28.944	22.466	39.794	26.684	228.3	17:12:51.506
7		1:30.281	22.059	38.897	29.325	230.7	17:11:01.797	7		1:31.789	22.698	41.910	27.181	219.0	17:14:23.295
8		1:27.226	22.045	39.127	26.054	230.7	17:12:29.023	8		1:29.875	22.542	40.457	26.876	226.8	17:15:53.170
9		1:27.293	22.075	39.123	26.095	230.7	17:13:56.316	9		1:29.096	22.407	39.759	26.930	228.8	17:17:22.266
10		1:36.826 P	22.027	38.971	35.828	230.7	17:15:33.142	10		1:29.197	22.554	39.915	26.728	228.8	17:18:51.463
11		6:00.099	4:46.363	45.428	28.308	190.4	17:21:33.241	11		1:40.177 P	22.537	40.404	37.236	227.3	17:20:31.640
12		1:31.976	23.049	41.140	27.787	225.0	17:23:05.217	12		5:51.455	4:41.044	42.440	27.971	210.5	17:26:23.095
13		1:32.863	23.130	42.808	26.925	203.0	17:24:38.080	13		1:29.931	23.058	40.104	26.769	217.7	17:27:53.026
14		1:27.575	22.183	39.098	26.294	227.8	17:26:05.655	14		1:28.517	22.426	39.564	26.527	226.8	17:29:21.543
15		1:26.937	22.037	38.849	26.051	228.8	17:27:32.592	15		1:28.515	22.399	39.655	26.461	227.3	17:30:50.058
16		1:26.943	22.018	38.905	26.020	231.2	17:28:59.535	16		1:28.334	22.405	39.530	26.399	227.3	17:32:18.392
17		1:27.142	21.944	38.939	26.259	230.2	17:30:26.677	17		1:28.058	22.357	39.386	26.315	226.8	17:33:46.450
18		1:31.612	23.328	40.965	27.319	187.1	17:31:58.289	18		1:36.194	25.995	42.669	27.530	174.4	17:35:22.644
19		1:27.228	22.101	39.053	26.074	229.2	17:33:25.517	19		1:28.396	22.457	39.508	26.431	225.9	17:36:51.040
20		1:27.010	22.117	38.907	25.986	226.8	17:34:52.527	20		1:28.248	22.349	39.531	26.368	227.3	17:38:19.288
21		1:36.431 P	22.165	39.026	35.240	227.3	17:36:28.958	21		1:38.842 P	22.417	40.598	35.827	226.8	17:39:58.130
22		9:20.487	8:09.554	43.550	27.383	197.8	17:45:49.445	22		8:12.582	7:02.502	40.722	29.358	204.9	17:48:10.712
23		1:29.312	22.645	40.272	26.395	225.9	17:47:18.757	23		1:28.804	22.356	39.383	27.065	227.3	17:49:39.516
24		1:26.936	22.048	38.930	25.958	228.8	17:48:45.693	24		1:29.034	22.524	39.764	26.746	229.2	17:51:08.550
25		1:28.011	21.940	39.619	26.452	230.2	17:50:13.704	25		1:29.245	22.217	40.152	26.876	231.2	17:52:37.795
26		1:26.856	21.979	38.885	25.992	231.2	17:51:40.560	26		1:28.064	22.272	39.346	26.446	229.2	17:54:05.859
27		1:29.220	21.923	39.486	27.811	232.2	17:53:09.780	27		1:49.500 P	22.715	43.291	43.494	225.9	17:55:55.359
28		1:34.094 P	22.007	38.995	33.092	230.7	17:54:43.874								



Red Bull Ring
Formula Regional Championship by Alpine
Collective Test pre-event B
Lap Analysis

5

Patrik Pasma

Formula Alpine 6

Isack Hadjar

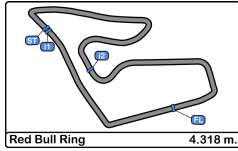
Formula Alpine

ART GRAND PRIX

Rookie

R-ACE GP

Lap	D	Time	Sector 1	Sector 2	Sector 3	T. Spd	Elapsed	Lap	D	Time	Sector 1	Sector 2	Sector 3	T. Spd	Elapsed
1		17:01:44.247	17:00:30.257	44.418	29.572	183.3	17:01:44.247	1		17:01:57.404	17:00:41.109	46.088	30.207	197.4	17:01:57.404
2		1:35.793	23.582	42.956	29.255	225.4	17:03:20.040	2		1:34.438	23.900	41.964	28.574	206.8	17:03:31.842
3		1:36.349	23.783	42.649	29.917	207.6	17:04:56.389	3		1:31.793	22.647	40.985	28.161	229.2	17:05:03.635
4		1:28.447	22.419	39.553	26.475	231.2	17:06:24.836	4		1:29.742	23.814	39.381	26.547	225.4	17:06:33.377
5		1:28.106	22.220	39.203	26.683	231.2	17:07:52.942	5		1:27.975	22.256	39.220	26.499	229.2	17:08:01.352
6		1:27.745	22.209	39.148	26.388	230.2	17:09:20.687	6		1:28.040	22.181	39.464	26.395	229.7	17:09:29.392
7		1:28.637	22.166	39.623	26.848	230.7	17:10:49.324	7		1:30.035	22.124	39.087	28.824	230.2	17:10:59.427
8		1:37.056 P	22.176	42.760	32.120	232.2	17:12:26.380	8		1:27.700	22.077	39.319	26.304	230.7	17:12:27.127
9		5:58.067	4:50.145	40.866	27.056	204.9	17:18:24.447	9		1:27.781	22.146	39.236	26.399	229.7	17:13:54.908
10		1:27.814	22.262	39.263	26.289	231.2	17:19:52.261	10		1:27.990	22.212	39.355	26.423	229.7	17:15:22.898
11		1:28.236	22.166	39.583	26.487	232.2	17:21:20.497	11		1:27.930	22.254	39.326	26.350	229.7	17:16:50.828
12		1:27.487	22.146	39.003	26.338	232.7	17:22:47.984	12		1:27.730	22.214	39.169	26.347	229.7	17:18:18.558
13		1:28.807	22.121	39.906	26.780	232.7	17:24:16.791	13		1:27.724	22.145	39.276	26.303	230.7	17:19:46.282
14		1:33.480 P	22.151	39.141	32.188	229.7	17:25:50.271	14		1:33.624 P	22.140	39.200	32.284	229.7	17:21:19.906
15		10:47.944	9:30.300	47.953	29.691	191.1	17:36:38.215	15		16:03.062	14:37.886	51.749	33.427	147.5	17:37:22.968
16		1:35.507	23.622	43.466	28.419	202.6	17:38:13.722	16		1:41.840	26.054	44.645	31.141	185.8	17:39:04.808
17		1:31.790	23.034	40.920	27.836	231.7	17:39:45.512	17		1:35.243	23.440	42.949	28.854	221.3	17:40:40.051
18		1:27.790	22.185	39.419	26.186	230.2	17:41:13.302	18		1:29.523	22.567	39.809	27.147	228.8	17:42:09.574
19		1:27.124	22.063	38.873	26.188	232.2	17:42:40.426	19		1:27.316	22.165	39.091	26.060	229.7	17:43:36.890
20		1:31.217	22.809	39.900	28.508	231.7	17:44:11.643	20		1:26.861	21.944	38.877	26.040	230.7	17:45:03.751
21		1:27.209	22.069	38.923	26.217	230.7	17:45:38.852	21		1:26.860	21.961	38.886	26.013	230.2	17:46:30.611
22		1:29.965	22.034	40.858	27.073	232.2	17:47:08.817	22		1:36.768	27.021	42.768	26.979	191.8	17:48:07.379
23		1:27.115	22.053	38.902	26.160	231.7	17:48:35.932	23		1:26.792	21.978	38.831	25.983	229.2	17:49:34.171
24		1:27.458	22.038	39.084	26.336	231.2	17:50:03.390	24		1:33.559	24.945	41.601	27.013	198.8	17:51:07.730
25		1:27.339	22.100	39.010	26.229	230.7	17:51:30.729	25		1:26.818	21.993	38.888	25.937	230.2	17:52:34.548
26		1:36.474 P	24.057	40.218	32.199	205.3	17:53:07.203	26		1:26.976	22.032	38.925	26.019	230.7	17:54:01.524
								27		1:42.373 P	23.294	39.267	39.812	230.2	17:55:43.897



Red Bull Ring
Formula Regional Championship by Alpine
Collective Test pre-event B
Lap Analysis

7

Axel Gnos

Formula Alpine 8

William Alatalo

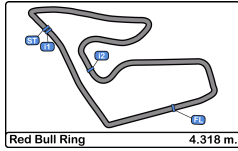
Formula Alpine

Rookie

G4 RACING

ARDEN

Lap	D	Time	Sector 1	Sector 2	Sector 3	T. Spd	Elapsed	Lap	D	Time	Sector 1	Sector 2	Sector 3	T. Spd	Elapsed
1		17:02:12.030	17:00:58.207	44.172	29.651	210.1	17:02:12.030	1		17:02:08.131	17:00:55.660	43.633	28.838	202.2	17:02:08.131
2		1:35.125	23.221	42.118	29.786	224.0	17:03:47.155	2		1:36.770	23.286	43.780	29.704	206.5	17:03:44.901
3		1:34.270	22.948	42.772	28.550	226.8	17:05:21.425	3		1:30.123	22.499	40.093	27.531	230.7	17:05:15.024
4		1:28.753	22.526	39.544	26.683	230.2	17:06:50.178	4		1:31.109	22.356	40.651	28.102	230.2	17:06:46.133
5		1:38.652	23.073	47.104	28.475	165.8	17:08:28.830	5		1:27.990	22.297	39.173	26.520	228.8	17:08:14.123
6		1:28.815	22.403	39.715	26.697	229.2	17:09:57.645	6		1:29.929	22.193	39.854	27.882	230.7	17:09:44.052
7		1:29.057	22.619	39.733	26.705	229.2	17:11:26.702	7		1:29.456	22.276	39.339	27.841	229.2	17:11:13.508
8		1:39.313 P	22.634	41.366	35.313	226.8	17:13:06.015	8		1:27.827	22.224	39.122	26.481	230.2	17:12:41.335
9		5:19.152	4:08.240	42.694	28.218	216.8	17:18:25.167	9		1:27.509	22.117	39.135	26.257	228.8	17:14:08.844
10		1:30.391	23.274	40.130	26.987	211.3	17:19:55.558	10		1:35.072 P	22.183	40.224	32.665	229.2	17:15:43.916
11		1:28.671	22.441	39.580	26.650	228.8	17:21:24.229	11		6:59.613	5:50.786	41.635	27.192	219.9	17:22:43.529
12		1:38.346	22.382	45.134	30.830	229.7	17:23:02.575	12		1:28.530	22.416	39.445	26.669	228.8	17:24:12.059
13		1:30.453	22.491	40.033	27.929	229.7	17:24:33.028	13		1:28.096	22.253	39.212	26.631	226.4	17:25:40.155
14		1:28.863	22.474	39.693	26.696	226.8	17:26:01.891	14		1:28.159	22.290	39.144	26.725	228.3	17:27:08.314
15		1:28.756	22.421	39.568	26.767	228.3	17:27:30.647	15		1:28.405	22.229	39.393	26.783	228.3	17:28:36.719
16		1:39.155 P	23.041	41.131	34.983	226.8	17:29:09.802	16		1:35.780 P	22.974	39.947	32.859	217.3	17:30:12.499
17		10:33.528	9:16.411	48.784	28.333	197.8	17:39:43.330	17		8:18.521	7:04.228	46.146	28.147	197.8	17:38:31.020
18		1:33.146	23.037	42.665	27.444	225.0	17:41:16.476	18		1:33.241	23.021	41.226	28.994	224.0	17:40:04.261
19		1:30.313	22.719	39.975	27.619	225.4	17:42:46.789	19		1:28.298	22.366	39.558	26.374	227.8	17:41:32.559
20		1:28.602	22.429	39.711	26.462	229.2	17:44:15.391	20		1:27.446	22.119	39.116	26.211	229.7	17:43:00.005
21		1:28.339	22.242	39.391	26.706	229.7	17:45:43.730	21		1:27.459	21.984	39.313	26.162	230.7	17:44:27.464
22		1:28.256	22.193	39.645	26.418	229.7	17:47:11.986	22		1:27.180	22.032	39.040	26.108	229.2	17:45:54.644
23		1:34.869	23.867	42.277	28.725	209.7	17:48:46.855	23		1:33.776	22.049	40.823	30.904	229.7	17:47:28.420
24		1:28.296	22.317	39.566	26.413	229.7	17:50:15.151	24		1:27.148	22.041	39.093	26.014	229.2	17:48:55.568
25		1:28.102	22.139	39.443	26.520	230.7	17:51:43.253	25		1:29.663	22.007	40.327	27.329	229.7	17:50:25.231
26		1:29.218	22.227	39.951	27.040	229.7	17:53:12.471	26		1:26.881	22.043	38.854	25.984	229.2	17:51:52.112
27		1:28.231	22.245	39.553	26.433	228.8	17:54:40.702	27		1:29.725	21.964	40.163	27.598	229.7	17:53:21.837
28		1:40.140 P	22.501	40.777	36.862	226.4	17:56:20.842	28		1:27.329	22.109	38.979	26.241	228.8	17:54:49.166
								29		1:35.366 P	22.249	39.171	33.946	227.3	17:56:24.532



Red Bull Ring
Formula Regional Championship by Alpine
Collective Test pre-event B
Lap Analysis

9

Alexandre Bardion

Formula Alpine 10

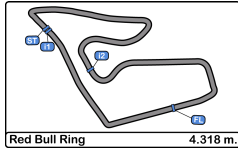
Hadrien David

Formula Alpine

FA RACING

R-ACE GP

Lap	D	Time	Sector 1	Sector 2	Sector 3	T. Spd	Elapsed	Lap	D	Time	Sector 1	Sector 2	Sector 3	T. Spd	Elapsed
1		17:03:08.076	17:01:56.593	43.252	28.231	197.0	17:03:08.076	1		17:01:46.424	17:00:36.490	41.981	27.953	213.8	17:01:46.424
2		1:31.824	22.842	40.447	28.535	225.4	17:04:39.900	2		1:34.546	24.462	42.528	27.556	222.6	17:03:20.970
3		1:33.351	22.796	41.521	29.034	229.7	17:06:13.251	3		1:29.472	22.879	39.843	26.750	229.7	17:04:50.442
4		1:28.542	22.344	39.550	26.648	229.7	17:07:41.793	4		1:28.392	22.377	39.497	26.518	227.8	17:06:18.834
5		1:32.016	22.246	39.779	29.991	229.2	17:09:13.809	5		1:28.159	22.370	39.396	26.393	228.8	17:07:46.993
6		1:28.024	22.230	39.382	26.412	231.2	17:10:41.833	6		1:28.218	22.267	39.370	26.581	228.3	17:09:15.211
7		1:28.036	22.105	39.445	26.486	232.7	17:12:09.869	7		1:28.589	22.338	39.732	26.519	234.2	17:10:43.800
8		1:29.511	22.096	39.417	27.998	232.7	17:13:39.380	8		1:28.259	22.270	39.543	26.446	230.7	17:12:12.059
9		1:27.955	22.114	39.248	26.593	231.2	17:15:07.335	9		1:33.326	22.344	42.831	28.151	229.7	17:13:45.385
10		1:27.860	22.170	39.284	26.406	231.7	17:16:35.195	10		1:28.381	22.394	39.482	26.505	228.3	17:15:13.766
11		1:28.205	22.060	39.374	26.771	232.7	17:18:03.400	11		1:28.212	22.230	39.499	26.483	229.7	17:16:41.978
12		1:34.988 P	22.300	39.492	33.196	232.2	17:19:38.388	12		1:28.076	22.253	39.330	26.493	230.2	17:18:10.054
13		16:38.815	15:22.698	46.582	29.535	178.8	17:36:17.203	13		1:27.924	22.183	39.350	26.391	230.7	17:19:37.978
14		1:33.104	23.378	41.692	28.034	223.6	17:37:50.307	14		1:34.261 P	22.140	39.580	32.541	231.7	17:21:12.239
15		1:31.796	23.568	40.224	28.004	225.4	17:39:22.103	15		16:53.620	15:37.723	46.558	29.339	194.2	17:38:05.859
16		1:36.200	22.399	40.450	33.351	226.8	17:40:58.303	16		1:36.123	24.537	43.776	27.810	213.8	17:39:41.982
17		1:27.749	22.142	39.201	26.406	231.7	17:42:26.052	17		1:29.830	22.826	40.440	26.564	226.4	17:41:11.812
18		1:27.661	22.097	39.240	26.324	232.2	17:43:53.713	18		1:27.709	22.254	39.193	26.262	229.2	17:42:39.521
19		1:27.387	22.074	39.039	26.274	231.2	17:45:21.100	19		1:27.117	22.055	39.043	26.019	230.7	17:44:06.638
20		1:28.021	22.261	39.228	26.532	230.7	17:46:49.121	20		1:27.037	22.006	38.894	26.137	231.2	17:45:33.675
21		1:30.162	22.169	39.159	28.834	231.2	17:48:19.283	21		1:29.785	22.682	40.720	26.383	226.8	17:47:03.460
22		1:27.269	21.997	38.930	26.342	231.2	17:49:46.552	22		1:27.559	22.136	39.141	26.282	231.2	17:48:31.019
23		1:27.438	21.983	39.025	26.430	232.7	17:51:13.990	23		1:27.036	22.044	38.820	26.172	230.7	17:49:58.055
24		1:27.203	21.942	39.031	26.230	232.7	17:52:41.193	24		1:26.954	22.023	38.929	26.002	230.2	17:51:25.009
25		1:35.337 P	22.111	39.148	34.078	232.2	17:54:16.530	25		1:26.829	21.946	38.933	25.950	232.7	17:52:51.838
26								26		1:35.088 P	21.969	39.047	34.072	233.2	17:54:26.926



Red Bull Ring
Formula Regional Championship by Alpine
Collective Test pre-event B
Lap Analysis

11

Gianluca Petecof

Formula Alpine 12

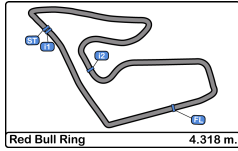
David Vidales

Formula Alpine

KIC MOTORSPORT

PREMA POWERTEAM

Lap	D	Time	Sector 1	Sector 2	Sector 3	T. Spd	Elapsed	Lap	D	Time	Sector 1	Sector 2	Sector 3	T. Spd	Elapsed
1		17:07:06.596	17:05:28.826	1:05.761	32.009	83.4	17:07:06.596	1		17:02:06.448	17:00:49.523	47.530	29.395	162.1	17:02:06.448
2		2:02.098	49.959	44.408	27.731	127.6	17:09:08.694	2		1:36.882	23.955	44.423	28.504	183.6	17:03:43.330
3		1:29.068	22.609	39.862	26.597	227.8	17:10:37.762	3		1:30.554	23.122	40.742	26.690	228.8	17:05:13.884
4		1:28.332	22.330	39.640	26.362	227.8	17:12:06.094	4		1:30.859	22.560	39.692	28.607	229.2	17:06:44.743
5		1:28.324	22.356	39.607	26.361	228.8	17:13:34.418	5		1:28.009	22.302	39.402	26.305	227.8	17:08:12.752
6		1:28.141	22.289	39.455	26.397	227.8	17:15:02.559	6		1:30.128	22.410	40.064	27.654	230.7	17:09:42.880
7		1:28.601	22.272	39.698	26.631	228.8	17:16:31.160	7		1:27.730	22.218	39.349	26.163	230.2	17:11:10.610
8		1:44.130 P	25.628	43.019	35.483	152.3	17:18:15.290	8		1:28.001	22.154	39.606	26.241	229.7	17:12:38.611
9		6:07.768	4:38.825	52.064	36.879	123.8	17:24:23.058	9		1:27.651	22.189	39.317	26.145	229.7	17:14:06.262
10		1:41.262	24.158	46.111	30.993	221.7	17:26:04.320	10		1:27.577	22.152	39.267	26.158	229.7	17:15:33.839
11		1:37.830	25.002	45.727	27.101	221.7	17:27:42.150	11		1:38.055 P	22.183	39.629	36.243	230.2	17:17:11.894
12		1:28.202	22.390	39.614	26.198	227.8	17:29:10.352	12		7:23.369	6:04.861	47.409	31.099	178.8	17:24:35.263
13		1:27.863	22.251	39.233	26.379	227.8	17:30:38.215	13		1:34.258	23.159	42.927	28.172	204.5	17:26:09.521
14		1:27.514	22.188	39.272	26.054	228.8	17:32:05.729	14		1:27.329	22.169	39.039	26.121	228.3	17:27:36.850
15		1:27.556	22.246	39.100	26.210	228.3	17:33:33.285	15		1:26.876	22.052	38.938	25.886	229.7	17:29:03.726
16		1:40.544	26.370	45.826	28.348	168.7	17:35:13.829	16		1:30.830	22.912	41.163	26.755	225.0	17:30:34.556
17		1:28.584	22.384	39.473	26.727	227.3	17:36:42.413	17		1:27.635	22.182	39.072	26.381	228.3	17:32:02.191
18		1:27.772	22.135	39.472	26.165	227.3	17:38:10.185	18		1:27.048	22.056	38.941	26.051	229.2	17:33:29.239
19		1:37.287 P	22.074	40.261	34.952	228.8	17:39:47.472	19		1:26.992	22.111	39.093	25.788	228.3	17:34:56.231
20		6:27.623	5:15.448	44.567	27.608	121.8	17:46:15.095	20		1:26.938	21.987	39.051	25.900	229.2	17:36:23.169
21		1:27.756	22.199	39.398	26.159	229.7	17:47:42.851	21		1:27.405	22.046	39.051	26.308	228.3	17:37:50.574
22		1:33.134	22.034	40.891	30.209	228.8	17:49:15.985	22		1:32.583 P	22.098	39.233	31.252	230.2	17:39:23.157
23		1:27.338	22.095	39.243	26.000	229.2	17:50:43.323	23		7:04.707	5:48.357	43.122	33.228	181.8	17:46:27.864
24		1:30.374	22.187	40.586	27.601	230.2	17:52:13.697	24		1:32.604	22.697	43.673	26.234	229.7	17:48:00.468
25		1:29.674	22.107	39.219	28.348	229.2	17:53:43.371	25		1:27.213	22.144	39.055	26.014	229.7	17:49:27.681
26		1:57.284 P	24.543	49.761	42.980	218.1	17:55:40.655	26		1:26.979	22.002	39.010	25.967	232.2	17:50:54.660
								27		1:27.039	22.062	38.957	26.020	230.7	17:52:21.699
								28		1:37.274	22.036	48.700	26.538	232.2	17:53:58.973
								29		1:27.054	22.106	39.009	25.939	230.7	17:55:26.027
								30		1:41.876 P	23.627	39.116	39.133	227.8	17:57:07.903



Red Bull Ring
Formula Regional Championship by Alpine
Collective Test pre-event B
Lap Analysis

14

Nicola Marinangeli

Formula Alpine 15

Léna Buhler

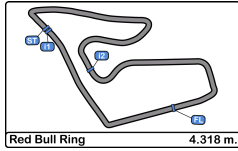
Formula Alpine

ARDEN

Rookie

R-ACE GP

Lap	D	Time	Sector 1	Sector 2	Sector 3	T. Spd	Elapsed	Lap	D	Time	Sector 1	Sector 2	Sector 3	T. Spd	Elapsed
1		17:02:08.678	17:00:56.204	43.734	28.740	216.0	17:02:08.678	1		17:01:58.754	17:00:42.046	46.704	30.004	170.8	17:01:58.754
2		1:37.029	23.258	43.660	30.111	210.1	17:03:45.707	2		1:35.113	24.069	42.379	28.665	217.3	17:03:33.867
3		1:29.943	22.419	40.050	27.474	230.2	17:05:15.650	3		1:37.052	23.023	42.629	31.400	219.9	17:05:10.919
4		1:31.355	22.284	41.145	27.926	231.7	17:06:47.005	4		1:30.814	22.806	40.700	27.308	208.0	17:06:41.733
5		1:28.746	22.225	39.882	26.639	229.2	17:08:15.751	5		1:30.663	22.495	40.818	27.350	228.3	17:08:12.396
6		1:29.858	22.306	39.746	27.806	228.3	17:09:45.609	6		1:32.418	22.752	42.012	27.654	228.8	17:09:44.814
7		1:34.114	23.061	44.066	26.987	197.4	17:11:19.723	7		1:29.684	22.492	39.970	27.222	230.2	17:11:14.498
8		1:28.403	22.360	39.423	26.620	229.2	17:12:48.126	8		1:29.701	22.565	39.947	27.189	228.8	17:12:44.199
9		1:28.581	22.469	39.486	26.626	227.3	17:14:16.707	9		1:43.448	22.583	50.738	30.127	228.8	17:14:27.647
10		1:30.151	22.293	39.764	28.094	227.8	17:15:46.858	10		1:29.475	22.550	39.924	27.001	227.8	17:15:57.122
11		1:32.376	25.131	40.352	26.893	224.5	17:17:19.234	11		1:29.539	22.533	39.866	27.140	229.2	17:17:26.661
12		1:35.291 P	22.366	39.454	33.471	228.8	17:18:54.525	12		1:29.703	22.412	39.740	27.551	228.8	17:18:56.364
13		7:04.482	5:53.398	43.847	27.237	190.1	17:25:59.007	13		1:33.186	22.513	43.547	27.126	228.8	17:20:29.550
14		1:28.626	22.566	39.348	26.712	226.4	17:27:27.633	14		1:39.864 P	22.518	40.021	37.325	227.8	17:22:09.414
15		1:28.183	22.369	39.371	26.443	227.3	17:28:55.816	15		16:03.689	14:49.358	44.376	29.955	174.4	17:38:13.103
16		1:28.064	22.188	39.449	26.427	227.8	17:30:23.880	16		1:34.406	23.386	42.628	28.392	223.1	17:39:47.509
17		1:35.078 P	22.358	39.496	33.224	227.3	17:31:58.958	17		1:31.686	23.054	41.063	27.569	227.3	17:41:19.195
18		7:07.802	5:56.191	42.454	29.157	204.9	17:39:06.760	18		1:29.410	22.502	39.890	27.018	229.7	17:42:48.605
19		1:41.252	23.743	43.820	33.689	216.0	17:40:48.012	19		1:30.003	22.708	40.187	27.108	229.2	17:44:18.608
20		1:28.211	22.290	39.487	26.434	229.7	17:42:16.223	20		1:29.126	22.514	39.807	26.805	229.2	17:45:47.734
21		1:28.938	22.189	40.358	26.391	231.2	17:43:45.161	21		1:33.932	22.501	44.224	27.207	211.7	17:47:21.666
22		1:27.634	22.169	39.182	26.283	229.7	17:45:12.795	22		1:29.242	22.414	39.920	26.908	228.8	17:48:50.908
23		1:27.449	22.024	39.267	26.158	231.7	17:46:40.244	23		1:28.687	22.304	39.580	26.803	228.8	17:50:19.595
24		1:33.626	22.048	41.564	30.014	230.7	17:48:13.870	24		1:28.567	22.326	39.533	26.708	229.2	17:51:48.162
25		1:27.478	22.230	39.052	26.196	228.3	17:49:41.348	25		1:28.297	22.255	39.403	26.639	229.2	17:53:16.459
26		1:31.304	23.421	41.278	26.605	229.7	17:51:12.652	26		1:46.092 P	22.351	39.520	44.221	228.8	17:55:02.551
27		1:27.603	22.098	39.244	26.261	231.7	17:52:40.255								
28		1:27.395	22.074	39.047	26.274	229.7	17:54:07.650								
29		1:43.306 P	22.045	40.401	40.860	230.2	17:55:50.956								



Red Bull Ring
Formula Regional Championship by Alpine
Collective Test pre-event B
Lap Analysis

16

Tommy Smith

Formula Alpine 17

Dino Beganovic

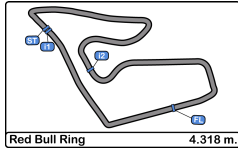
Formula Alpine

JD MOTORSPORT

Rookie

PREMA POWERTEAM

Lap	D	Time	Sector 1	Sector 2	Sector 3	T. Spd	Elapsed	Lap	D	Time	Sector 1	Sector 2	Sector 3	T. Spd	Elapsed
1		17:02:15.784	17:01:03.548	43.430	28.806	194.9	17:02:15.784	1		17:02:01.238	17:00:48.925	43.890	28.423	218.6	17:02:01.238
2		1:36.294	24.810	43.015	28.469	196.7	17:03:52.078	2		1:33.855	24.101	42.496	27.258	182.1	17:03:35.093
3		1:35.211	22.501	40.691	32.019	228.3	17:05:27.289	3		1:34.676	22.710	41.096	30.870	226.4	17:05:09.769
4		1:34.186	22.650	42.068	29.468	227.8	17:07:01.475	4		1:28.165	22.316	39.434	26.415	229.7	17:06:37.934
5		1:29.331	22.511	39.897	26.923	225.9	17:08:30.806	5		1:27.883	22.180	39.319	26.384	229.7	17:08:05.817
6		1:32.557	23.630	42.072	26.855	216.0	17:10:03.363	6		1:27.925	22.199	39.244	26.482	229.7	17:09:33.742
7		1:28.744	22.393	39.796	26.555	227.8	17:11:32.107	7		1:30.821	22.202	39.264	29.355	230.2	17:11:04.563
8		1:42.296 P	22.537	42.142	37.617	227.3	17:13:14.403	8		1:27.646	22.189	39.254	26.203	229.2	17:12:32.209
9		5:29.533	4:21.386	41.044	27.103	204.9	17:18:43.936	9		1:28.002	22.249	39.433	26.320	227.8	17:14:00.211
10		1:29.346	22.782	39.819	26.745	225.0	17:20:13.282	10		1:34.396 P	22.321	39.479	32.596	229.2	17:15:34.607
11		1:31.051	22.520	39.819	28.712	226.4	17:21:44.333	11		9:11.389	8:02.062	41.900	27.427	221.7	17:24:45.996
12		1:34.375	25.468	40.960	27.947	212.1	17:23:18.708	12		1:32.056	23.223	41.956	26.877	150.4	17:26:18.052
13		1:29.183	22.551	39.779	26.853	226.4	17:24:47.891	13		1:28.911	22.760	39.753	26.398	220.8	17:27:46.963
14		1:39.254	22.596	48.557	28.101	225.0	17:26:27.145	14		1:27.600	22.155	39.345	26.100	228.8	17:29:14.563
15		1:28.772	22.456	39.481	26.835	225.9	17:27:55.917	15		1:27.139	22.149	38.959	26.031	228.3	17:30:41.702
16		1:39.512 P	22.627	40.459	36.426	225.9	17:29:35.429	16		1:27.087	22.087	38.973	26.027	227.8	17:32:08.789
17		16:25.070	15:11.250	45.164	28.656	191.4	17:46:00.499	17		1:26.913	22.069	38.767	26.077	228.8	17:33:35.702
18		1:34.118	24.605	41.739	27.774	216.4	17:47:34.617	18		1:28.376	22.136	39.961	26.279	227.3	17:35:04.078
19		1:33.330	24.765	41.917	26.648	154.7	17:49:07.947	19		1:27.031	22.071	39.012	25.948	227.3	17:36:31.109
20		1:28.323	22.390	39.383	26.550	229.2	17:50:36.270	20		1:27.026	22.052	38.985	25.989	228.3	17:37:58.135
21		1:28.181	22.405	39.313	26.463	228.3	17:52:04.451	21		1:32.059 P	22.067	39.107	30.885	227.8	17:39:30.194
22		1:34.379	22.465	44.670	27.244	228.3	17:53:38.830	22		5:38.822	4:29.083	41.628	28.111	193.8	17:45:09.016
23		1:28.298	22.314	39.422	26.562	227.8	17:55:07.128	23		1:27.668	22.201	39.206	26.261	230.2	17:46:36.684
24		1:59.593 P	27.141	50.621	41.831	155.8	17:57:06.721	24		1:27.393	22.085	39.261	26.047	231.7	17:48:04.077
								25		1:26.781	22.011	38.901	25.869	229.7	17:49:30.858
								26		1:28.282	22.070	39.018	27.194	230.2	17:50:59.140
								27		1:26.999	22.046	39.013	25.940	230.7	17:52:26.139
								28		1:26.987	22.036	38.988	25.963	230.7	17:53:53.126
								29		1:41.830 P	22.055	38.984	40.791	230.2	17:55:34.956



Red Bull Ring
Formula Regional Championship by Alpine
Collective Test pre-event B
Lap Analysis

19

Andrea Rosso

Formula Alpine 21

Alex Quinn

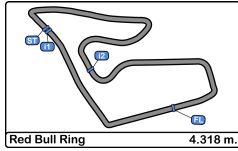
Formula Alpine

Rookie

FA RACING

ARDEN

Lap	D	Time	Sector 1	Sector 2	Sector 3	T. Spd	Elapsed	Lap	D	Time	Sector 1	Sector 2	Sector 3	T. Spd	Elapsed
1		17:03:27.875	17:02:17.235	42.274	28.366	220.4	17:03:27.875	1		17:02:02.176	17:00:49.310	44.430	28.436	210.9	17:02:02.176
2		1:31.836	22.927	40.236	28.673	225.9	17:04:59.711	2		1:40.306	23.832	48.412	28.062	151.2	17:03:42.482
3		1:28.383	22.477	39.441	26.465	228.8	17:06:28.094	3		1:28.830	22.358	39.646	26.826	228.8	17:05:11.312
4		1:27.640	22.239	39.255	26.146	229.7	17:07:55.734	4		1:27.833	22.323	39.147	26.363	232.2	17:06:39.145
5		1:29.798	22.152	40.818	26.828	229.2	17:09:25.532	5		1:27.625	22.099	39.183	26.343	230.2	17:08:06.770
6		1:29.995	22.188	40.125	27.682	229.2	17:10:55.527	6		1:34.029	22.717	42.645	28.667	204.1	17:09:40.799
7		1:27.839	22.131	39.218	26.490	229.2	17:12:23.366	7		1:27.615	22.193	39.078	26.344	228.8	17:11:08.414
8		1:27.963	22.294	39.378	26.291	227.8	17:13:51.329	8		1:27.572	22.089	39.090	26.393	229.2	17:12:35.986
9		2:27.213 P	22.237	1:30.946	34.030	228.3	17:16:18.542	9		1:27.643	22.150	39.185	26.308	229.2	17:14:03.629
10		20:45.303	19:27.370	47.660	30.273	174.7	17:37:03.845	10		1:36.543 P	22.176	39.249	35.118	228.8	17:15:40.172
11		1:37.203	24.935	43.290	28.978	188.1	17:38:41.048	11		6:43.813	5:35.959	40.778	27.076	223.6	17:22:23.985
12		1:32.923	25.136	40.740	27.047	193.8	17:40:13.971	12		1:28.257	22.407	39.438	26.412	228.3	17:23:52.242
13		1:28.019	22.300	39.297	26.422	228.3	17:41:41.990	13		1:27.753	22.314	39.116	26.323	227.8	17:25:19.995
14		1:27.322	22.240	39.052	26.030	229.2	17:43:09.312	14		1:27.784	22.269	39.181	26.334	226.8	17:26:47.779
15		1:30.710	22.063	41.920	26.727	229.7	17:44:40.022	15		1:37.001 P	22.820	40.262	33.919	196.3	17:28:24.780
16		1:27.301	22.129	39.105	26.067	229.7	17:46:07.323	16		9:21.894	8:07.158	46.533	28.203	202.6	17:37:46.674
17		1:28.966	22.041	39.501	27.424	230.2	17:47:36.289	17		1:33.273	22.946	40.544	29.783	225.9	17:39:19.947
18		1:27.239	22.156	39.037	26.046	230.2	17:49:03.528	18		1:35.663	22.556	40.193	32.914	226.8	17:40:55.610
19		1:26.963	22.059	38.916	25.988	228.8	17:50:30.491	19		1:29.118	22.206	39.094	27.818	231.2	17:42:24.728
20		1:29.440	22.016	41.029	26.395	220.8	17:51:59.931	20		1:26.985	22.061	38.881	26.043	231.7	17:43:51.713
21		1:26.961	21.964	39.059	25.938	231.2	17:53:26.892	21		1:26.784	22.012	38.858	25.914	231.7	17:45:18.497
22		1:38.574 P	22.148	39.110	37.316	229.2	17:55:05.466	22		1:26.816	21.950	38.783	26.083	231.2	17:46:45.313
								23		1:37.046	23.025	45.761	28.260	204.9	17:48:22.359
								24		1:26.701	22.021	38.686	25.994	231.7	17:49:49.060
								25		1:26.792	21.940	38.806	26.046	232.2	17:51:15.852
								26		1:35.460	21.954	43.036	30.470	232.7	17:52:51.312
								27		1:27.977	22.008	38.785	27.184	231.7	17:54:19.289
								28		1:43.620 P	22.006	38.966	42.648	230.7	17:56:02.909



Red Bull Ring
Formula Regional Championship by Alpine
Collective Test pre-event B
Lap Analysis

22

Zane Maloney

Formula Alpine 26

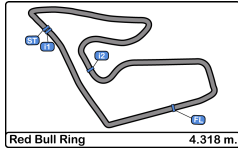
Grégoire Saucy

Formula Alpine

R-ACE GP

ART GRAND PRIX

Lap	D	Time	Sector 1	Sector 2	Sector 3	T. Spd	Elapsed	Lap	D	Time	Sector 1	Sector 2	Sector 3	T. Spd	Elapsed
1		17:01:47.402	17:00:37.593	41.680	28.129	213.0	17:01:47.402	1		17:01:45.178	17:00:32.282	44.357	28.539	198.1	17:01:45.178
2		1:34.365	24.089	42.381	27.895	225.0	17:03:21.767	2		1:37.545	25.070	42.795	29.680	199.6	17:03:22.723
3		1:31.441	22.866	40.093	28.482	228.3	17:04:53.208	3		1:35.782	24.723	40.973	30.086	171.7	17:04:58.505
4		1:28.510	22.418	39.480	26.612	229.2	17:06:21.718	4		1:27.529	22.303	38.899	26.327	232.2	17:06:26.034
5		1:28.125	22.223	39.391	26.511	230.2	17:07:49.843	5		1:27.451	21.988	39.111	26.352	233.2	17:07:53.485
6		1:27.883	22.241	39.224	26.418	229.2	17:09:17.726	6		1:28.956	22.805	39.932	26.219	224.0	17:09:22.441
7		1:27.980	22.181	39.241	26.558	231.2	17:10:45.706	7		1:28.611	21.996	39.844	26.771	233.2	17:10:51.052
8		1:28.082	22.158	39.269	26.655	232.2	17:12:13.788	8		1:27.688	22.035	39.263	26.390	233.7	17:12:18.740
9		1:28.224	22.189	39.380	26.655	231.7	17:13:42.012	9		1:27.403	22.065	39.059	26.279	232.7	17:13:46.143
10		1:28.169	22.134	39.428	26.607	232.2	17:15:10.181	10		1:35.147 P	22.062	39.577	33.508	235.2	17:15:21.290
11		1:30.709	22.440	40.644	27.625	212.5	17:16:40.890	11		4:37.717	3:27.806	42.648	27.263	186.8	17:19:59.007
12		1:27.861	22.182	39.222	26.457	229.7	17:18:08.751	12		1:27.618	22.160	39.221	26.237	232.2	17:21:26.625
13		1:28.300	22.194	39.536	26.570	230.2	17:19:37.051	13		1:27.277	22.012	39.045	26.220	234.2	17:22:53.902
14		1:33.696 P	22.180	39.494	32.022	231.2	17:21:10.747	14		1:27.120	22.013	38.913	26.194	234.2	17:24:21.022
15		16:13.696	15:01.402	42.986	29.308	191.8	17:37:24.443	15		1:27.083	22.053	38.918	26.112	231.7	17:25:48.105
16		1:41.177	25.136	44.689	31.352	177.0	17:39:05.620	16		1:33.852 P	22.078	38.911	32.863	231.2	17:27:21.957
17		1:37.415	23.651	43.174	30.590	212.1	17:40:43.035	17		9:40.690	8:22.182	48.319	30.189	152.5	17:37:02.647
18		1:28.840	22.129	39.151	27.560	231.2	17:42:11.875	18		1:37.194	25.091	43.194	28.909	194.2	17:38:39.841
19		1:26.978	21.948	38.877	26.153	232.2	17:43:38.853	19		1:32.085	24.829	40.550	26.706	197.0	17:40:11.926
20		1:26.908	21.862	39.058	25.988	232.7	17:45:05.761	20		1:27.187	22.131	39.040	26.016	232.2	17:41:39.113
21		1:26.871	21.946	38.843	26.082	232.2	17:46:32.632	21		1:26.927	21.970	38.963	25.994	231.7	17:43:06.040
22		1:36.539	25.721	42.420	28.398	188.1	17:48:09.171	22		1:32.452	24.346	41.940	26.166	154.9	17:44:38.492
23		1:26.769	21.921	38.748	26.100	231.7	17:49:35.940	23		1:26.597	21.911	38.751	25.935	231.2	17:46:05.089
24		1:26.894	21.943	38.675	26.276	233.2	17:51:02.834	24		1:33.113	22.251	44.010	26.852	221.7	17:47:38.202
25		1:30.060	21.946	41.508	26.606	233.7	17:52:32.894	25		1:27.306	21.997	39.047	26.262	234.7	17:49:05.508
26		1:27.506	21.928	39.064	26.514	231.2	17:54:00.400	26		1:26.326	21.836	38.535	25.955	233.7	17:50:31.834
27		1:36.544 P	22.033	38.867	35.644	231.2	17:55:36.944	27		1:26.573	21.868	38.786	25.919	233.7	17:51:58.407
								28		1:40.516 P	21.899	43.288	35.329	231.7	17:53:38.923



Red Bull Ring
Formula Regional Championship by Alpine
Collective Test pre-event B
Lap Analysis

27

Kas Haverkort

Formula Alpine 30

Michael Belov

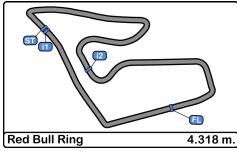
Formula Alpine

Rookie

MP MOTORSPORT

G4 RACING

Lap	D	Time	Sector 1	Sector 2	Sector 3	T. Spd	Elapsed	Lap	D	Time	Sector 1	Sector 2	Sector 3	T. Spd	Elapsed
1		17:04:38.710	17:03:24.194	45.765	28.751	211.3	17:04:38.710	1		17:02:11.344	17:00:57.059	44.925	29.360	208.4	17:02:11.344
2		1:31.291	23.245	40.896	27.150	224.0	17:06:10.001	2		1:35.258	23.202	42.432	29.624	216.8	17:03:46.602
3		1:29.839	22.749	40.286	26.804	226.8	17:07:39.840	3		1:33.968	22.521	43.213	28.234	229.2	17:05:20.570
4		1:32.424	22.685	40.056	29.683	223.6	17:09:12.264	4		1:27.233	22.063	39.121	26.049	231.2	17:06:47.803
5		1:28.576	22.318	39.367	26.891	228.3	17:10:40.840	5		1:40.336	24.944	47.067	28.325	184.6	17:08:28.139
6		1:28.375	22.219	39.586	26.570	229.7	17:12:09.215	6		1:26.844	22.012	38.875	25.957	230.7	17:09:54.983
7		1:27.979	22.191	39.333	26.455	228.8	17:13:37.194	7		1:38.868	23.146	47.561	28.161	193.2	17:11:33.851
8		1:35.145 P	22.289	39.462	33.394	228.3	17:15:12.339	8		1:36.981 P	22.060	39.210	35.711	231.2	17:13:10.832
9		4:47.794	3:35.891	44.279	27.624	146.3	17:20:00.133	9		6:24.882	5:14.375	42.948	27.559	185.2	17:19:35.714
10		1:29.186	22.509	39.938	26.739	228.8	17:21:29.319	10		1:27.215	22.231	39.011	25.973	228.8	17:21:02.929
11		1:28.406	22.277	39.550	26.579	228.8	17:22:57.725	11		1:33.893	22.068	41.369	30.456	230.7	17:22:36.822
12		1:28.516	22.607	39.403	26.506	227.8	17:24:26.241	12		1:27.122	22.035	38.983	26.104	231.2	17:24:03.944
13		1:28.516	22.156	39.997	26.363	228.8	17:25:54.757	13		1:34.215 P	23.136	39.104	31.975	226.8	17:25:38.159
14		1:28.030	22.198	39.442	26.390	227.3	17:27:22.787	14		13:12.463	11:56.973	45.756	29.734	203.3	17:38:50.622
15		1:28.499	22.201	39.384	26.914	226.8	17:28:51.286	15		1:33.772	23.165	41.899	28.708	219.5	17:40:24.394
16		1:35.009	24.108	43.880	27.021	221.3	17:30:26.295	16		1:37.977	22.866	42.038	33.073	226.4	17:42:02.371
17		1:28.013	22.245	39.278	26.490	227.8	17:31:54.308	17		1:27.078	21.952	39.116	26.010	230.7	17:43:29.449
18		1:34.775 P	22.238	39.529	33.008	227.3	17:33:29.083	18		1:42.338	21.925	46.298	34.115	231.7	17:45:11.787
19		8:54.079	7:42.524	43.387	28.168	216.8	17:42:23.162	19		1:26.787	21.910	38.908	25.969	232.2	17:46:38.574
20		1:33.025	23.512	42.365	27.148	172.5	17:43:56.187	20		1:36.675	21.729	45.706	29.240	232.2	17:48:15.249
21		1:29.147	22.902	39.780	26.465	223.1	17:45:25.334	21		1:26.949	21.798	39.121	26.030	233.2	17:49:42.198
22		1:27.919	22.187	39.289	26.443	228.3	17:46:53.253	22		1:26.566	21.845	38.800	25.921	232.7	17:51:08.764
23		1:32.198	22.190	42.743	27.265	230.2	17:48:25.451	23		1:33.310 P	22.147	39.235	31.928	238.4	17:52:42.074
24		1:27.725	22.115	39.206	26.404	229.2	17:49:53.176								
25		1:27.457	22.046	39.136	26.275	229.7	17:51:20.633								
26		1:27.530	22.035	39.207	26.288	230.7	17:52:48.163								
27		1:27.470	22.038	39.106	26.326	229.2	17:54:15.633								
28		1:42.484 P	22.136	39.270	41.078	228.8	17:55:58.117								



Red Bull Ring
Formula Regional Championship by Alpine
Collective Test pre-event B
Lap Analysis

33

Ido Cohen

Formula Alpine 35

Pietro Delli Guanti

Formula Alpine

JD MOTORSPORT

Rookie

MONOLITE RACING

Lap	D	Time	Sector 1	Sector 2	Sector 3	T. Spd	Elapsed	Lap	D	Time	Sector 1	Sector 2	Sector 3	T. Spd	Elapsed
1		17:05:45.425	17:04:29.552	46.223	29.650	206.8	17:05:45.425	1		17:05:07.399	17:03:51.876	44.365	31.158	203.3	17:05:07.399
2		1:38.366	24.341	45.041	28.984	222.2	17:07:23.791	2		1:38.498	23.080	44.776	30.642	228.8	17:06:45.897
3		1:35.821	24.199	42.916	28.706	210.9	17:08:59.612	3		1:32.909	25.846	40.194	26.869	218.1	17:08:18.806
4		2:15.484 P	22.317		2:44.190	229.2	17:11:15.096	4		1:33.796	22.156	44.289	27.351	231.2	17:09:52.602
5		6:58.817	5:43.686	46.228	28.903	197.0	17:18:13.913	5		1:28.178	22.240	39.413	26.525	231.7	17:11:20.780
6		1:34.874	23.397	42.973	28.504	226.4	17:19:48.787	6		1:27.962	22.048	39.338	26.576	233.7	17:12:48.742
7		1:34.134	23.325	43.229	27.580	193.8	17:21:22.921	7		1:36.307 P	23.221	41.027	32.059	216.8	17:14:25.049
8		1:28.385	22.397	39.479	26.509	230.2	17:22:51.306	8		9:36.612	8:29.789	39.904	26.919	216.0	17:24:01.661
9		1:31.257	22.331	42.246	26.680	230.7	17:24:22.563	9		1:27.680	22.170	39.176	26.334	230.2	17:25:29.341
10		1:27.830	22.210	39.305	26.315	229.2	17:25:50.393	10		1:27.447	22.056	39.184	26.207	230.7	17:26:56.788
11		1:33.549	22.376	42.407	28.766	229.7	17:27:23.942	11		1:27.772	22.069	39.228	26.475	231.2	17:28:24.560
12		1:28.479	22.479	39.323	26.377	228.8	17:28:52.121	12		1:36.840 P	22.143	42.724	31.973	228.8	17:30:01.400
13		1:39.812 P	22.183	41.777	35.852	228.3	17:30:31.933	13		9:30.953	8:21.898	41.716	27.339	214.7	17:39:32.353
14		7:35.168	6:26.126	41.827	27.215	219.5	17:38:07.101	14		2:20.310 P	50.988	50.284	39.038	143.8	17:41:52.663
15		1:29.011	22.333	40.220	26.458	227.3	17:39:36.112	15		3:39.421	2:32.714	40.001	26.706	224.5	17:45:32.084
16		1:57.639 P	41.857	41.941	33.841	214.7	17:41:33.751	16		1:27.604	22.100	39.213	26.291	231.7	17:46:59.688
17		6:15.001	5:01.179	44.867	28.955	209.7	17:47:48.752	17		1:27.513	22.021	39.166	26.326	232.2	17:48:27.201
18		1:36.224	24.163	44.169	27.892	186.8	17:49:24.976	18		1:27.425	21.989	39.172	26.264	231.7	17:49:54.626
19		1:30.921	22.637	41.911	26.373	229.2	17:50:55.897	19		1:27.490	21.896	39.328	26.266	233.2	17:51:22.116
20		1:27.247	22.064	39.108	26.075	230.7	17:52:23.144	20		1:27.565	22.007	39.263	26.295	233.2	17:52:49.681
21		1:27.035	21.973	39.105	25.957	230.2	17:53:50.179	21		1:32.607	22.005	39.190	31.412	233.2	17:54:22.288
22		1:33.732	21.992	42.222	29.518	231.7	17:55:23.911	22		1:51.234 P	22.311	48.596	40.327	230.2	17:56:13.522
23		1:48.879 P	27.033	43.861	37.985	195.6	17:57:12.790								

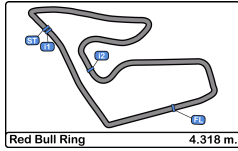
41

Emidio Pesce

Formula Alpine

DR FORMULA

Lap	D	Time	Sector 1	Sector 2	Sector 3	T. Spd	Elapsed
1		17:05:53.465	17:04:41.315	44.109	28.041	206.1	17:05:53.465
2		1:31.689	22.926	41.127	27.636	229.2	17:07:25.154
3		1:29.446	22.672	39.853	26.921	226.8	17:08:54.600
4		1:28.897	22.515	39.789	26.593	227.3	17:10:23.497
5		1:28.542	22.433	39.589	26.520	228.3	17:11:52.039
6		1:37.712	24.495	45.388	27.829	203.7	17:13:29.751
7		1:28.942	22.338	39.748	26.856	229.2	17:14:58.693
8		1:34.322 P	22.364	39.856	32.102	229.2	17:16:33.015
9		17:43.697	16:31.480	43.930	28.287	202.6	17:34:16.712
10		1:33.133	23.876	41.208	28.049	217.3	17:35:49.845
11		1:28.841	22.329	39.735	26.777	229.2	17:37:18.686
12		1:28.093	22.189	39.517	26.387	228.3	17:38:46.779
13		1:28.073	22.158	39.357	26.558	227.8	17:40:14.852
14		1:32.155	22.069	41.616	28.470	232.2	17:41:47.007
15		1:27.776	22.204	39.250	26.322	230.7	17:43:14.783
16		1:27.631	22.135	39.224	26.272	230.7	17:44:42.414
17		1:30.060	21.976	40.967	27.117	231.7	17:46:12.474
18		1:27.590	21.983	39.301	26.306	232.2	17:47:40.064
19		1:34.005 P	22.128	39.876	32.001	232.2	17:49:14.069



Red Bull Ring
Formula Regional Championship by Alpine
Collective Test pre-event B
Lap Analysis

43

Franco Colapinto

Formula Alpine 46

Gabriele Mini

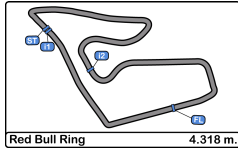
Formula Alpine

MP MOTORSPORT

Rookie

ART GRAND PRIX

Lap	D	Time	Sector 1	Sector 2	Sector 3	T. Spd	Elapsed	Lap	D	Time	Sector 1	Sector 2	Sector 3	T. Spd	Elapsed
1		17:07:31.925	17:06:16.600	46.613	28.712	160.4	17:07:31.925	1		17:01:48.214	17:00:33.698	44.085	30.431	201.4	17:01:48.214
2		1:31.991	24.664	40.262	27.065	224.0	17:09:03.916	2		1:37.119	25.730	42.573	28.816	206.5	17:03:25.333
3		1:29.084	22.099	39.936	27.049	230.2	17:10:33.000	3		1:29.789	22.249	39.282	28.258	230.7	17:04:55.122
4		1:27.169	22.093	38.932	26.144	230.7	17:12:00.169	4		1:27.327	22.096	39.138	26.093	231.2	17:06:22.449
5		1:27.212	22.060	39.103	26.049	231.7	17:13:27.381	5		1:37.949	22.144	47.648	28.157	231.7	17:08:00.398
6		1:30.451	22.063	41.632	26.756	232.7	17:14:57.832	6		1:27.230	22.091	39.066	26.073	231.2	17:09:27.628
7		1:26.797	21.981	38.892	25.924	231.2	17:16:24.629	7		1:29.819	22.104	39.191	28.524	231.7	17:10:57.447
8		1:26.663	21.989	38.757	25.917	231.7	17:17:51.292	8		1:27.101	21.972	38.926	26.203	232.2	17:12:24.548
9		1:33.155	21.958	44.021	27.176	231.7	17:19:24.447	9		1:32.423 P	22.077	39.409	30.937	232.7	17:13:56.971
10		1:33.894 P	21.939	39.730	32.225	232.7	17:20:58.341	10		4:26.306	3:18.661	40.256	27.389	212.5	17:18:23.277
11		16:25.510	15:09.932	45.685	29.893	191.1	17:37:23.851	11		1:27.250	22.142	38.973	26.135	230.2	17:19:50.527
12		1:32.712	23.197	41.181	28.334	227.3	17:38:56.563	12		1:27.243	22.049	39.029	26.165	232.2	17:21:17.770
13		1:30.143	22.822	40.123	27.198	225.9	17:40:26.706	13		1:28.758	22.116	38.926	27.716	231.7	17:22:46.528
14		1:32.595	22.319	41.283	28.993	229.2	17:41:59.301	14		1:28.945	22.076	39.813	27.056	231.7	17:24:15.473
15		1:27.397	21.967	39.237	26.193	232.2	17:43:26.698	15		1:27.088	21.970	38.977	26.141	228.8	17:25:42.561
16		1:26.627	21.864	38.895	25.868	232.2	17:44:53.325	16		1:32.113 P	22.349	39.016	30.748	229.7	17:27:14.674
17		1:30.673	22.287	40.560	27.826	213.4	17:46:23.998	17		10:07.892	8:50.665	44.801	32.426	204.9	17:37:22.566
18		1:26.518	21.912	38.833	25.773	231.7	17:47:50.516	18		1:43.296	27.179	45.610	30.507	171.9	17:39:05.862
19		1:31.102	22.255	41.670	27.177	219.5	17:49:21.618	19		1:40.654	24.080	42.789	33.785	219.0	17:40:46.516
20		1:27.293	21.886	39.497	25.910	232.7	17:50:48.911	20		1:27.677	22.440	39.057	26.180	229.2	17:42:14.193
21		1:28.586	21.846	38.652	28.088	232.2	17:52:17.497	21		1:26.980	22.083	39.013	25.884	231.7	17:43:41.173
22		1:38.199 P	22.755	39.877	35.567	232.7	17:53:55.696	22		1:26.506	21.845	38.752	25.909	232.2	17:45:07.679
								23		1:26.407	21.846	38.773	25.788	232.2	17:46:34.086
								24		1:27.006	21.839	38.802	26.365	232.7	17:48:01.092
								25		1:32.176	22.905	42.384	26.887	219.9	17:49:33.268
								26		1:28.871	22.155	40.351	26.365	228.8	17:51:02.139
								27		1:26.510	21.906	38.791	25.813	233.2	17:52:28.649
								28		1:38.926 P	21.893	38.998	38.035	232.2	17:54:07.575



Red Bull Ring
Formula Regional Championship by Alpine
Collective Test pre-event B
Lap Analysis

51

Francesco Pizzi

Formula Alpine 58

Elias Seppanen

Formula Alpine

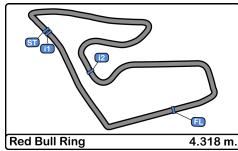
Rookie

VAN AMERSFOORT RACING

Rookie

KIC MOTORSPORT

Lap	D	Time	Sector 1	Sector 2	Sector 3	T. Spd	Elapsed	Lap	D	Time	Sector 1	Sector 2	Sector 3	T. Spd	Elapsed
1		17:07:55.155	17:06:35.614	48.116	31.425	180.3	17:07:55.155	1		17:04:09.536	17:02:54.474	46.082	28.980	187.8	17:04:09.536
2		1:45.175 P	25.514	45.073	34.588	194.9	17:09:40.330	2		1:31.354	23.705	40.771	26.878	221.7	17:05:40.890
3		3:44.913	2:32.786	43.076	29.051	194.5	17:13:25.243	3		1:28.763	22.551	39.641	26.571	228.8	17:07:09.653
4		1:36.199	24.811	43.669	27.719	206.8	17:15:01.442	4		1:30.359	23.694	39.981	26.684	225.4	17:08:40.012
5		1:32.875	25.297	40.898	26.680	214.7	17:16:34.317	5		1:28.571	22.432	39.599	26.540	228.3	17:10:08.583
6		1:28.291	22.433	39.431	26.427	228.3	17:18:02.608	6		1:33.529	22.318	42.618	28.593	228.8	17:11:42.112
7		1:27.910	22.293	39.346	26.271	228.3	17:19:30.518	7		1:28.621	22.399	39.614	26.608	228.3	17:13:10.733
8		1:27.770	22.247	39.149	26.374	227.8	17:20:58.288	8		1:28.231	22.338	39.499	26.394	227.8	17:14:38.964
9		1:33.521	22.216	43.213	28.092	229.2	17:22:31.809	9		1:29.312	22.256	40.195	26.861	228.8	17:16:08.276
10		1:27.856	22.192	39.402	26.262	229.7	17:23:59.665	10		1:28.222	22.316	39.378	26.528	228.8	17:17:36.498
11		1:27.588	22.153	39.175	26.260	228.8	17:25:27.253	11		1:28.204	22.392	39.432	26.380	229.2	17:19:04.702
12		1:27.696	22.130	39.444	26.122	228.8	17:26:54.949	12		1:27.868	22.275	39.248	26.345	229.2	17:20:32.570
13		1:38.135 P	22.131	40.162	35.842	229.2	17:28:33.084	13		1:28.151	22.269	39.412	26.470	229.2	17:22:00.721
14		7:15.010	5:58.784	45.862	30.364	195.6	17:35:48.094	14		1:35.537 P	22.397	39.535	33.605	228.8	17:23:36.258
15		1:38.395	25.157	42.705	30.533	215.1	17:37:26.489	15		6:00.736	4:47.320	43.454	29.962	220.4	17:29:36.994
16		1:36.669	24.314	44.292	28.063	210.5	17:39:03.158	16		1:28.051	22.405	39.366	26.280	227.3	17:31:05.045
17		1:33.203	24.186	41.361	27.656	203.7	17:40:36.361	17		1:28.016	22.362	39.262	26.392	227.3	17:32:33.061
18		1:27.527	22.131	39.297	26.099	229.2	17:42:03.888	18		1:28.093	22.325	39.378	26.390	227.3	17:34:01.154
19		1:27.415	22.077	39.224	26.114	230.7	17:43:31.303	19		1:27.850	22.317	39.216	26.317	226.4	17:35:29.004
20		1:27.330	21.963	39.106	26.261	231.2	17:44:58.633	20		1:28.087	22.327	39.288	26.472	226.8	17:36:57.091
21		1:27.489	22.323	39.087	26.079	229.7	17:46:26.122	21		1:27.956	22.269	39.405	26.282	227.8	17:38:25.047
22		1:27.082	22.010	39.108	25.964	230.2	17:47:53.204	22		1:34.376	22.211	43.086	29.079	227.8	17:39:59.423
23		1:30.562	21.949	41.307	27.306	232.2	17:49:23.766	23		1:30.799	22.452	40.147	28.200	228.8	17:41:30.222
24		1:27.028	22.006	39.001	26.021	232.2	17:50:50.794	24		1:28.033	22.274	39.292	26.467	229.7	17:42:58.255
25		1:27.186	21.971	38.958	26.257	232.2	17:52:17.980	25		1:40.343 P	22.191	42.734	35.418	229.7	17:44:38.598
26		1:30.331	23.012	40.756	26.563	225.4	17:53:48.311	26		5:29.876	4:12.899	46.214	30.763	181.2	17:50:08.474
27		1:45.658 P	22.047	40.248	43.363	230.2	17:55:33.969	27		1:30.789	23.511	40.676	26.602	221.3	17:51:39.263
								28		1:27.279	22.067	39.093	26.119	230.2	17:53:06.542
								29		1:27.578	22.179	39.164	26.235	228.8	17:54:34.120
								30		1:43.415 P	22.043	40.325	41.047	230.2	17:56:17.535



Red Bull Ring
Formula Regional Championship by Alpine
Collective Test pre-event B
Lap Analysis

62

Lorenzo Fluxa

Formula Alpine 64

Mari Boya

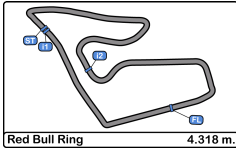
Formula Alpine

VAN AMERSFOORT RACING

Rookie

VAN AMERSFOORT RACING

Lap	D	Time	Sector 1	Sector 2	Sector 3	T. Spd	Elapsed	Lap	D	Time	Sector 1	Sector 2	Sector 3	T. Spd	Elapsed
1		17:06:02.742	17:04:49.101	44.131	29.510	195.6	17:06:02.742	1		17:12:23.810	17:11:07.337	46.395	30.078	138.1	17:12:23.810
2		1:34.469	24.731	41.911	27.827	190.4	17:07:37.211	2		1:35.207	25.562	42.531	27.114	190.4	17:13:59.017
3		1:37.734	23.875	40.733	33.126	204.5	17:09:14.945	3		1:30.973	22.761	41.143	27.069	222.2	17:15:29.990
4		1:29.702	22.487	40.374	26.841	230.2	17:10:44.647	4		1:28.108	22.290	39.664	26.154	228.3	17:16:58.098
5		1:28.359	22.267	39.593	26.499	230.7	17:12:13.006	5		1:27.466	22.202	39.175	26.089	229.7	17:18:25.564
6		1:28.239	22.208	39.542	26.489	230.7	17:13:41.245	6		1:27.748	22.193	39.329	26.226	232.7	17:19:53.312
7		1:28.218	22.259	39.486	26.473	228.8	17:15:09.463	7		1:27.976	22.115	39.495	26.366	231.7	17:21:21.288
8		1:38.064 P	22.308	40.222	35.534	229.2	17:16:47.527	8		1:40.383	22.121	51.617	26.645	232.2	17:23:01.671
9		3:48.859	2:35.651	44.271	28.937	190.4	17:20:36.386	9		1:27.950	22.169	39.590	26.191	230.2	17:24:29.621
10		1:33.087	23.924	41.690	27.473	195.2	17:22:09.473	10		1:27.913	22.096	39.630	26.187	227.3	17:25:57.534
11		1:31.064	23.522	40.656	26.886	201.8	17:23:40.537	11		1:27.790	22.189	39.419	26.182	228.8	17:27:25.324
12		1:28.432	22.350	39.530	26.552	226.8	17:25:08.969	12		1:28.174	22.213	39.271	26.690	230.2	17:28:53.498
13		1:27.924	22.263	39.251	26.410	226.4	17:26:36.893	13		1:27.444	22.073	39.237	26.134	232.2	17:30:20.942
14		1:28.045	22.350	39.288	26.407	227.8	17:28:04.938	14		1:35.392 P	22.226	39.261	33.905	226.8	17:31:56.334
15		1:28.104	22.321	39.273	26.510	228.8	17:29:33.042	15		6:39.439	5:23.936	46.438	29.065	184.9	17:38:35.773
16		1:28.312	22.273	39.492	26.547	227.3	17:31:01.354	16		1:34.486	24.662	42.291	27.533	197.0	17:40:10.259
17		1:40.760 P	22.280	43.655	34.825	228.3	17:32:42.114	17		1:30.542	22.707	41.236	26.599	220.4	17:41:40.801
18		6:47.436	5:29.953	47.809	29.674	140.0	17:39:29.550	18		1:27.010	22.019	39.126	25.865	231.7	17:43:07.811
19		1:34.212	24.034	42.447	27.731	199.2	17:41:03.762	19		1:26.807	21.916	39.008	25.883	231.7	17:44:34.618
20		1:30.882	23.288	40.762	26.832	201.1	17:42:34.644	20		1:34.495	26.431	42.161	25.903	181.8	17:46:09.113
21		1:27.914	22.280	39.215	26.419	230.2	17:44:02.558	21		1:27.452	21.977	38.977	26.498	231.7	17:47:36.565
22		1:27.465	22.155	39.110	26.200	229.7	17:45:30.023	22		1:34.508	22.129	46.483	25.896	234.2	17:49:11.073
23		1:27.463	22.171	39.173	26.119	231.2	17:46:57.486	23		1:27.009	21.964	39.158	25.887	231.7	17:50:38.082
24		1:39.826	24.587	48.298	26.941	213.8	17:48:37.312	24		1:28.543	21.971	40.303	26.269	231.7	17:52:06.625
25		1:27.573	22.203	39.000	26.370	230.7	17:50:04.885	25		1:26.926	21.922	39.100	25.904	231.7	17:53:33.551
26		1:27.387	22.090	39.040	26.257	230.7	17:51:32.272	26		1:35.440 P	21.932	38.903	34.605	230.2	17:55:08.991
27		1:28.763	22.019	39.861	26.883	231.2	17:53:01.035								
28		1:27.377	22.170	39.036	26.171	228.8	17:54:28.412								
29		1:43.384 P	22.030	41.203	40.151	230.2	17:56:11.796								



Red Bull Ring
Formula Regional Championship by Alpine
Collective Test pre-event B
Lap Analysis

85

Gabriel Bortoleto

Formula Alpine 91

Eduardo Barrichello

Formula Alpine

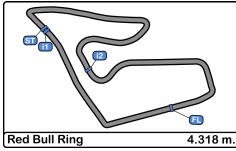
Rookie

FA RACING

Rookie

JD MOTORSPORT

Lap	D	Time	Sector 1	Sector 2	Sector 3	T. Spd	Elapsed	Lap	D	Time	Sector 1	Sector 2	Sector 3	T. Spd	Elapsed
1		17:03:48.041	17:02:30.267	47.000	30.774	201.1	17:03:48.041	1		17:02:12.637	17:00:59.056	44.466	29.115	139.3	17:02:12.637
2		1:34.018	22.838	42.340	28.840	229.7	17:05:22.059	2		1:37.066	24.341	43.941	28.784	187.5	17:03:49.703
3		1:29.754	22.455	39.715	27.584	231.7	17:06:51.813	3		1:33.682	22.600	41.840	29.242	227.8	17:05:23.385
4		1:28.460	22.133	39.450	26.877	232.2	17:08:20.273	4		1:29.174	22.469	39.779	26.926	228.3	17:06:52.559
5		1:27.355	21.991	39.298	26.066	231.7	17:09:47.628	5		1:28.648	22.366	39.639	26.643	227.3	17:08:21.207
6		1:28.692	22.047	39.829	26.816	233.2	17:11:16.320	6		1:28.364	22.379	39.536	26.449	227.3	17:09:49.571
7		1:34.186	21.967	41.860	30.359	232.7	17:12:50.506	7		1:28.394	22.298	39.556	26.540	228.3	17:11:17.965
8		1:27.382	22.096	39.134	26.152	232.2	17:14:17.888	8		1:28.350	22.417	39.475	26.458	227.8	17:12:46.315
9		1:27.912	22.043	39.172	26.697	232.7	17:15:45.800	9		1:34.191 P	22.299	39.653	32.239	227.3	17:14:20.506
10		1:27.356	22.142	39.147	26.067	231.7	17:17:13.156	10		6:37.146	5:26.149	42.491	28.506	166.9	17:20:57.652
11		1:38.032 P	22.062	39.106	36.864	232.2	17:18:51.188	11		1:31.356	23.882	40.494	26.980	227.3	17:22:29.008
12		16:59.455	15:43.975	43.980	31.500	220.8	17:35:50.643	12		1:28.402	22.331	39.438	26.633	227.3	17:23:57.410
13		1:36.533	23.322	42.567	30.644	223.1	17:37:27.176	13		1:28.048	22.282	39.218	26.548	226.4	17:25:25.458
14		1:32.041	23.838	41.263	26.940	213.0	17:38:59.217	14		1:27.698	22.205	39.158	26.335	226.4	17:26:53.156
15		1:28.377	22.196	39.256	26.925	229.7	17:40:27.594	15		1:33.181	22.204	43.795	27.182	220.4	17:28:26.337
16		1:26.832	21.940	38.992	25.900	231.2	17:41:54.426	16		1:27.572	22.147	39.179	26.246	227.3	17:29:53.909
17		1:26.893	21.974	39.095	25.824	229.2	17:43:21.319	17		1:33.794 P	22.334	39.728	31.732	226.8	17:31:27.703
18		1:26.770	21.946	38.882	25.942	231.2	17:44:48.089	18		12:31.200	11:21.137	42.349	27.714	194.5	17:43:58.903
19		1:33.208	22.021	39.762	31.425	231.2	17:46:21.297	19		1:29.405	22.819	39.879	26.707	225.9	17:45:28.308
20		1:30.462	25.279	39.190	25.993	210.9	17:47:51.759	20		1:27.559	22.207	39.116	26.236	229.2	17:46:55.867
21		1:30.558	21.844	41.665	27.049	233.2	17:49:22.317	21		1:27.396	22.063	39.132	26.201	230.2	17:48:23.263
22		1:27.433	21.863	39.511	26.059	234.2	17:50:49.750	22		1:27.387	22.015	39.031	26.341	230.7	17:49:50.650
23		1:26.663	21.883	38.800	25.980	233.7	17:52:16.413	23		1:27.547	22.006	39.112	26.429	230.7	17:51:18.197
24		1:38.573 P	23.287	39.661	35.625	228.8	17:53:54.986	24		1:27.713	22.027	39.283	26.403	232.2	17:52:45.910
								25		1:27.498	22.079	39.014	26.405	230.2	17:54:13.408
								26		1:46.817 P	24.896	41.101	40.820	203.0	17:56:00.225



Red Bull Ring
Formula Regional Championship by Alpine
Collective Test pre-event B
Lap Analysis

96

Oliver Goethe

Formula Alpine 99

José Garfias

Formula Alpine

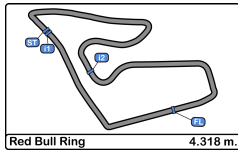
Rookie

MP MOTORSPORT

Rookie

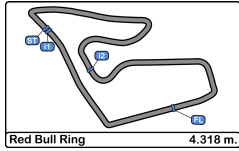
MONOLITE RACING

Lap	D	Time	Sector 1	Sector 2	Sector 3	T. Spd	Elapsed	Lap	D	Time	Sector 1	Sector 2	Sector 3	T. Spd	Elapsed
1		17:04:25.044	17:03:07.873	46.055	31.116	192.8	17:04:25.044	1		17:06:59.855	17:05:47.262	44.477	28.116	169.5	17:06:59.855
2		1:33.496	23.717	41.834	27.945	226.8	17:05:58.540	2		1:30.383	22.856	40.193	27.334	222.6	17:08:30.238
3		1:30.170	22.589	40.539	27.042	228.3	17:07:28.710	3		1:29.291	22.456	39.840	26.995	229.2	17:09:59.529
4		1:29.852	23.089	39.998	26.765	226.8	17:08:58.562	4		1:28.801	22.451	39.662	26.688	230.2	17:11:28.330
5		1:28.682	22.401	39.681	26.600	228.8	17:10:27.244	5		1:28.534	22.334	39.614	26.586	229.7	17:12:56.864
6		1:28.209	22.261	39.502	26.446	230.2	17:11:55.453	6		1:28.588	22.253	39.722	26.613	228.3	17:14:25.452
7		1:31.323	22.278	41.712	27.333	230.7	17:13:26.776	7		1:28.621	22.316	39.648	26.657	230.2	17:15:54.073
8		1:29.005	22.303	39.881	26.821	228.8	17:14:55.781	8		1:33.962	22.325	41.206	30.431	231.2	17:17:28.035
9		1:30.904	24.486	39.862	26.556	186.8	17:16:26.685	9		1:28.633	22.218	39.400	27.015	231.2	17:18:56.668
10		1:27.847	22.201	39.378	26.268	230.2	17:17:54.532	10		1:36.575 P	22.382	39.828	34.365	233.2	17:20:33.243
11		1:27.990	22.274	39.380	26.336	230.7	17:19:22.522	11		8:43.108	7:34.357	41.855	26.896	219.0	17:29:16.351
12		1:27.903	22.222	39.381	26.300	229.7	17:20:50.425	12		1:28.553	22.437	39.450	26.666	227.8	17:30:44.904
13		1:34.595 P	22.248	39.103	33.244	229.7	17:22:25.020	13		1:28.114	22.234	39.347	26.533	228.3	17:32:13.018
14		15:15.714	14:03.284	43.293	29.137	197.4	17:37:40.734	14		1:28.341	22.307	39.484	26.550	228.8	17:33:41.359
15		1:32.005	23.292	41.359	27.354	224.0	17:39:12.739	15		1:28.133	22.201	39.486	26.446	229.7	17:35:09.492
16		1:38.036	22.695	42.199	33.142	227.3	17:40:50.775	16		1:34.199 P	22.243	40.476	31.480	228.8	17:36:43.691
17		2:58.857	22.288	39.328	1:57.241	231.7	17:43:49.632	17		5:53.313	4:39.284	45.485	28.544	174.1	17:42:37.004
18		1:27.246			3:24.487		17:45:16.878	18		1:32.270	23.366	41.941	26.963	225.4	17:44:09.274
19		1:30.618			4:55.105		17:46:47.496	19		1:27.676	22.109	39.209	26.358	231.7	17:45:36.950
20		1:29.904			6:25.009		17:48:17.400	20		4:27.620	22.198	39.115	26.307	230.7	17:47:04.570
21		3:00.100			9:25.109		17:51:17.500	21		1:27.351	21.980	39.092	26.279	232.7	17:48:31.921
22		1:27.579			10:52.688		17:52:45.079	22		1:40.256 P	22.104	39.269	38.883	231.7	17:50:12.177
								23		4:51.825 P	3:28.555	40.452	42.818	225.4	17:55:04.002



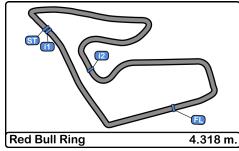
Red Bull Ring
Formula Regional Championship by Alpine
Collective Test pre-event B
Best Sectors Results

Sector - 1			Sector - 2			Sector - 3			Ideal Lap vs Best Lap						
Clas	Nº	Driver	Time	Nº	Driver	Time	Nº	Driver	Time	Clas	Nº	Driver	Ideal Lap	Best Lap	Clas
1	30	Michael Belov	21.729	26	Grégoire Saucy	38.535	43	Franco Colapinto	25.773	1	43	Franco Colapinto	1:26.271	1:26.518	3
2	26	Grégoire Saucy	21.836	43	Franco Colapinto	38.652	46	Gabriele Mini	25.788	2	26	Grégoire Saucy	1:26.290	1:26.326	1
3	46	Gabriele Mini	21.839	22	Zane Maloney	38.675	12	David Vidales	25.788	3	46	Gabriele Mini	1:26.379	1:26.407	2
4	85	Gabriel Bortoletto	21.844	21	Alex Quinn	38.686	85	Gabriel Bortoletto	25.824	4	30	Michael Belov	1:26.450	1:26.566	4
5	43	Franco Colapinto	21.846	46	Gabriele Mini	38.752	64	Mari Boya	25.865	5	85	Gabriel Bortoletto	1:26.468	1:26.663	5
6	22	Zane Maloney	21.862	17	Dino Beganovic	38.767	17	Dino Beganovic	25.869	6	22	Zane Maloney	1:26.525	1:26.769	7
7	35	Pietro Delli Guanti	21.896	30	Michael Belov	38.800	21	Alex Quinn	25.914	7	21	Alex Quinn	1:26.540	1:26.701	6
8	64	Mari Boya	21.916	85	Gabriel Bortoletto	38.800	26	Grégoire Saucy	25.919	8	17	Dino Beganovic	1:26.647	1:26.781	8
9	1	Paul Aron	21.923	10	Hadrien David	38.820	30	Michael Belov	25.921	9	64	Mari Boya	1:26.684	1:26.807	10
10	21	Alex Quinn	21.940	6	Isack Hadjar	38.831	6	Isack Hadjar	25.937	10	6	Isack Hadjar	1:26.712	1:26.792	9
11	9	Alexandre Bardinon	21.942	1	Paul Aron	38.849	19	Andrea Rosso	25.938	11	12	David Vidales	1:26.713	1:26.876	13
12	6	Isack Hadjar	21.944	8	William Alatalo	38.854	10	Hadrien David	25.950	12	10	Hadrien David	1:26.716	1:26.829	11
13	10	Hadrien David	21.946	5	Patrik Pasma	38.873	33	Ido Cohen	25.957	13	1	Paul Aron	1:26.730	1:26.856	12
14	51	Francesco Pizzi	21.949	64	Mari Boya	38.903	1	Paul Aron	25.958	14	8	William Alatalo	1:26.802	1:26.881	14
15	8	William Alatalo	21.964	19	Andrea Rosso	38.916	51	Francesco Pizzi	25.964	15	19	Andrea Rosso	1:26.818	1:26.961	15
16	19	Andrea Rosso	21.964	9	Alexandre Bardinon	38.930	8	William Alatalo	25.984	16	51	Francesco Pizzi	1:26.871	1:27.028	16
17	33	Ido Cohen	21.973	12	David Vidales	38.938	22	Zane Maloney	25.988	17	33	Ido Cohen	1:27.035	1:27.035	17
18	41	Emidio Pesce	21.976	51	Francesco Pizzi	38.958	11	Gianluca Petecof	26.000	18	5	Patrik Pasma	1:27.067	1:27.115	18
19	99	José Garfias	21.980	62	Lorenzo Fluxa	39.000	62	Lorenzo Fluxa	26.119	19	9	Alexandre Bardinon	1:27.102	1:27.203	19
20	12	David Vidales	21.987	91	Eduardo Barrichello	39.014	58	Elias Seppanen	26.119	20	11	Gianluca Petecof	1:27.134	1:27.338	22
21	91	Eduardo Barrichello	22.006	14	Nicola Marinangeli	39.047	14	Nicola Marinangeli	26.158	21	62	Lorenzo Fluxa	1:27.138	1:27.377	24
22	17	Dino Beganovic	22.011	99	José Garfias	39.092	5	Patrik Pasma	26.160	22	91	Eduardo Barrichello	1:27.221	1:27.387	25
23	62	Lorenzo Fluxa	22.019	58	Elias Seppanen	39.093	91	Eduardo Barrichello	26.201	23	14	Nicola Marinangeli	1:27.229	1:27.395	26
24	14	Nicola Marinangeli	22.024	11	Gianluca Petecof	39.100	35	Pietro Delli Guanti	26.207	24	58	Elias Seppanen	1:27.255	1:27.279	21
25	5	Patrik Pasma	22.034	96	Oliver Goethe	39.103	9	Alexandre Bardinon	26.230	25	35	Pietro Delli Guanti	1:27.269	1:27.425	27
26	11	Gianluca Petecof	22.034	33	Ido Cohen	39.105	96	Oliver Goethe	26.268	26	99	José Garfias	1:27.351	1:27.351	23
27	27	Kas Haverkort	22.035	27	Kas Haverkort	39.106	41	Emidio Pesce	26.272	27	27	Kas Haverkort	1:27.416	1:27.457	28
28	58	Elias Seppanen	22.043	35	Pietro Delli Guanti	39.166	27	Kas Haverkort	26.275	28	41	Emidio Pesce	1:27.472	1:27.590	29
29	7	Axel Gnos	22.139	41	Emidio Pesce	39.224	99	José Garfias	26.279	29	96	Oliver Goethe	1:27.572	1:27.246	20
30	96	Oliver Goethe	22.201	16	Tommy Smith	39.313	2	Nico Gohler	26.315	30	2	Nico Gohler	1:27.878	1:28.064	30
31	2	Nico Gohler	22.217	2	Nico Gohler	39.346	7	Axel Gnos	26.413	31	7	Axel Gnos	1:27.943	1:28.102	31
32	15	Léna Buhler	22.255	7	Axel Gnos	39.391	16	Tommy Smith	26.463	32	16	Tommy Smith	1:28.090	1:28.181	32
33	16	Tommy Smith	22.314	15	Léna Buhler	39.403	15	Léna Buhler	26.639	33	15	Léna Buhler	1:28.297	1:28.297	33



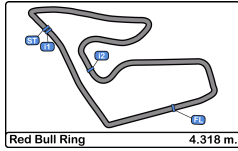
Red Bull Ring
Formula Regional Championship by Alpine
Collective Test pre-event B
Best 5 Lap Times

Cls	N°	Driver	Nat	Cat	Cls	Team	Nat	Vehicle	Best 1		Best 2		Best 3		Best 4		Best 5	
									Time	Lap	Time	Lap	Time	Lap	Time	Lap	Time	Lap
1	26	Grégoire Saucy				ART GRAND PRIX		Formula Alpine	1:26.326	26	1:26.573	27	1:26.597	23	1:26.927	21	1:27.083	15
2	46	Gabriele Mini		R	1	ART GRAND PRIX		Formula Alpine	1:26.407	23	1:26.506	22	1:26.510	27	1:26.980	21	1:27.006	24
3	43	Franco Colapinto				MP MOTORSPORT		Formula Alpine	1:26.518	18	1:26.627	16	1:26.663	8	1:26.797	7	1:27.169	4
4	30	Michael Belov				G4 RACING		Formula Alpine	1:26.566	22	1:26.787	19	1:26.844	6	1:26.949	21	1:27.078	17
5	85	Gabriel Bortoletto		R	2	FA RACING		Formula Alpine	1:26.663	23	1:26.770	18	1:26.832	16	1:26.893	17	1:27.355	5
6	21	Alex Quinn				ARDEN		Formula Alpine	1:26.701	24	1:26.784	21	1:26.792	25	1:26.816	22	1:26.985	20
7	22	Zane Maloney				R-ACE GP		Formula Alpine	1:26.769	23	1:26.871	21	1:26.894	24	1:26.908	20	1:26.978	19
8	17	Dino Beganovic		R	3	PREMA POWERTEAM		Formula Alpine	1:26.781	25	1:26.913	17	1:26.987	28	1:26.999	27	1:27.026	20
9	6	Isack Hadjar		R	4	R-ACE GP		Formula Alpine	1:26.792	23	1:26.818	25	1:26.860	21	1:26.861	20	1:26.976	26
10	64	Mari Boya		R	5	VAN AMERSFOORT		Formula Alpine	1:26.807	19	1:26.926	25	1:27.009	23	1:27.010	18	1:27.444	13
11	10	Hadrien David				R-ACE GP		Formula Alpine	1:26.829	25	1:26.954	24	1:27.036	23	1:27.037	20	1:27.117	19
12	1	Paul Aron				PREMA POWERTEAM		Formula Alpine	1:26.856	26	1:26.936	24	1:26.937	15	1:26.943	16	1:27.010	20
13	12	David Vidales				PREMA POWERTEAM		Formula Alpine	1:26.876	15	1:26.938	20	1:26.979	26	1:27.039	27	1:27.054	29
14	8	William Alatalo				ARDEN		Formula Alpine	1:26.881	26	1:27.148	24	1:27.180	22	1:27.329	28	1:27.446	20
15	19	Andrea Rosso		R	6	FA RACING		Formula Alpine	1:26.961	21	1:27.239	18	1:27.301	16	1:27.322	14	1:27.640	4
16	51	Francesco Pizzi		R	7	VAN AMERSFOORT		Formula Alpine	1:27.028	24	1:27.082	22	1:27.186	25	1:27.330	20	1:27.415	19
17	33	Ido Cohen				JD MOTORSPORT		Formula Alpine	1:27.035	21	1:27.247	20	1:27.830	10	1:28.385	8	1:29.011	15
18	5	Patrik Pasma				ART GRAND PRIX		Formula Alpine	1:27.115	23	1:27.124	19	1:27.209	21	1:27.339	25	1:27.458	24
19	9	Alexandre Bardinon				FA RACING		Formula Alpine	1:27.203	24	1:27.269	22	1:27.387	19	1:27.438	23	1:27.661	18
20	96	Oliver Goethe		R	8	MP MOTORSPORT		Formula Alpine	1:27.246	18	1:27.579	22	1:27.847	10	1:27.903	12	1:27.990	11
21	58	Elias Seppanen		R	9	KIC MOTORSPORT		Formula Alpine	1:27.279	28	1:27.578	29	1:27.850	19	1:27.868	12	1:27.956	21
22	11	Gianluca Petecof				KIC MOTORSPORT		Formula Alpine	1:27.338	23	1:27.514	14	1:27.556	15	1:27.756	21	1:27.772	18
23	99	José Garfias		R	10	MONOLITE RACING		Formula Alpine	1:27.351	21	1:27.676	19	1:28.114	13	1:28.133	15	1:28.341	14
24	62	Lorenzo Fluxa				VAN AMERSFOORT		Formula Alpine	1:27.377	28	1:27.387	26	1:27.463	23	1:27.465	22	1:27.573	25
25	91	Eduardo Barrichello		R	11	JD MOTORSPORT		Formula Alpine	1:27.387	22	1:27.396	21	1:27.498	25	1:27.547	23	1:27.559	20
26	14	Nicola Marinangeli				ARDEN		Formula Alpine	1:27.395	28	1:27.449	23	1:27.478	25	1:27.603	27	1:27.634	22
27	35	Pietro Delli Guanti		R	12	MONOLITE RACING		Formula Alpine	1:27.425	18	1:27.447	10	1:27.490	19	1:27.513	17	1:27.565	20
28	27	Kas Haverkort		R	13	MP MOTORSPORT		Formula Alpine	1:27.457	25	1:27.470	27	1:27.530	26	1:27.725	24	1:27.919	22
29	41	Emidio Pesce				DR FORMULA		Formula Alpine	1:27.590	18	1:27.631	16	1:27.776	15	1:28.073	13	1:28.093	12
30	2	Nico Gohler		R	14	KIC MOTORSPORT		Formula Alpine	1:28.064	26	1:28.248	20	1:28.334	16	1:28.396	19	1:28.515	15
31	7	Axel Gnos		R	15	G4 RACING		Formula Alpine	1:28.102	25	1:28.231	27	1:28.256	22	1:28.296	24	1:28.339	21
32	16	Tommy Smith				JD MOTORSPORT		Formula Alpine	1:28.181	21	1:28.298	23	1:28.323	20	1:28.744	7	1:28.772	15
33	15	Léna Buhler		R	16	R-ACE GP		Formula Alpine	1:28.297	25	1:28.567	24	1:28.687	23	1:29.126	20	1:29.242	22



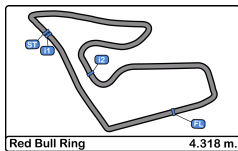
Red Bull Ring
Formula Regional Championship by Alpine
Collective Test pre-event B
Best 5 Top Speeds

Clas	Nº	Driver	Nat	Cat	Cla	Team	Nat	Vehicle	Top 1		Top 2		Top 3		Top 4		Top 5		Avg
									Km/h	Lap	Km/h	Lap	Km/h	Lap	Km/h	Lap	Km/h	Lap	
1	30	Michael Belov	RUS			G4 RACING	CHE	Formula Alpine	238.4	23	233.2	21	232.7	22	232.2	19	232.2	20	233.7
2	26	Grégoire Saucy	CHE			ART GRAND PRIX	FRA	Formula Alpine	235.2	10	234.7	25	234.2	13	234.2	14	233.7	8	234.4
3	10	Hadrien David	FRA			R-ACE GP	FRA	Formula Alpine	234.2	7	233.2	26	232.7	25	231.7	14	231.2	20	232.6
4	64	Mari Boya	ESP	R	1	VAN AMERSFOORT	NLD	Formula Alpine	234.2	22	232.7	6	232.2	8	232.2	13	231.7	7	232.6
5	85	Gabriel Bortoletto	BRA	R	2	FA RACING	ESP	Formula Alpine	234.2	22	233.7	23	233.2	6	233.2	21	232.7	7	233.4
6	22	Zane Maloney	GBR			R-ACE GP	FRA	Formula Alpine	233.7	25	233.2	24	232.7	20	232.2	8	232.2	10	232.8
7	35	Pietro Delli Guanti	ITA	R	3	MONOLITE RACING	ITA	Formula Alpine	233.7	6	233.2	19	233.2	20	233.2	21	232.2	17	233.1
8	46	Gabriele Mini	ITA	R	4	ART GRAND PRIX	FRA	Formula Alpine	233.2	27	232.7	9	232.7	24	232.2	8	232.2	12	232.6
9	99	José Garfías	MEX	R	5	MONOLITE RACING	ITA	Formula Alpine	233.2	10	232.7	21	231.7	19	231.7	22	231.2	8	232.1
10	5	Patrik Pasma	FIN			ART GRAND PRIX	FRA	Formula Alpine	232.7	12	232.7	13	232.2	8	232.2	11	232.2	19	232.4
11	9	Alexandre Bardinon	FRA			FA RACING	ESP	Formula Alpine	232.7	7	232.7	8	232.7	11	232.7	23	232.7	24	232.7
12	21	Alex Quinn	GBR			ARDEN	GBR	Formula Alpine	232.7	26	232.2	4	232.2	25	231.7	20	231.7	21	232.1
13	43	Franco Colapinto	ARG			MP MOTORSPORT	NLD	Formula Alpine	232.7	6	232.7	10	232.7	20	232.7	22	232.2	15	232.6
14	1	Paul Aron	EST			PREMA POWERTEAM	ITA	Formula Alpine	232.2	27	231.2	16	231.2	26	230.7	7	230.7	8	231.2
15	12	David Vidales	ESP			PREMA POWERTEAM	ITA	Formula Alpine	232.2	26	232.2	28	230.7	6	230.7	27	230.7	29	231.3
16	41	Emidio Pesce	ITA			DR FORMULA	PRT	Formula Alpine	232.2	14	232.2	18	232.2	19	231.7	17	230.7	15	231.8
17	51	Francesco Pizzi	ITA	R	6	VAN AMERSFOORT	NLD	Formula Alpine	232.2	23	232.2	24	232.2	25	231.2	20	230.7	19	231.7
18	91	Eduardo Barrichello	BRA	R	7	JD MOTORSPORT	ITA	Formula Alpine	232.2	24	230.7	22	230.7	23	230.2	21	230.2	25	230.8
19	14	Nicola Marinangeli	ITA			ARDEN	GBR	Formula Alpine	231.7	4	231.7	23	231.7	27	231.2	21	230.7	24	231.4
20	17	Dino Beganovic	SWE	R	8	PREMA POWERTEAM	ITA	Formula Alpine	231.7	24	230.7	27	230.7	28	230.2	7	230.2	23	230.7
21	33	Ido Cohen	ISR			JD MOTORSPORT	ITA	Formula Alpine	231.7	22	230.7	9	230.7	20	230.2	8	230.2	21	230.7
22	96	Oliver Goethe	DNK	R	9	MP MOTORSPORT	NLD	Formula Alpine	231.7	17	230.7	7	230.7	11	230.2	6	230.2	10	230.7
23	2	Nico Gohler	DEU	R	10	KIC MOTORSPORT	FIN	Formula Alpine	231.2	25	229.2	24	229.2	26	228.8	2	228.8	9	229.4
24	19	Andrea Rosso	ITA	R	11	FA RACING	ESP	Formula Alpine	231.2	21	230.2	17	230.2	18	229.7	4	229.7	15	230.2
25	62	Lorenzo Fluxa	ESP			VAN AMERSFOORT	NLD	Formula Alpine	231.2	23	231.2	27	230.7	5	230.7	6	230.7	25	230.9
26	6	Isack Hadjar	FRA	R	12	R-ACE GP	FRA	Formula Alpine	230.7	8	230.7	13	230.7	20	230.7	26	230.2	7	230.6
27	7	Axel Gnos	CHE	R	13	G4 RACING	CHE	Formula Alpine	230.7	25	230.2	4	229.7	12	229.7	13	229.7	21	230.0
28	8	William Alatalo	FIN			ARDEN	GBR	Formula Alpine	230.7	3	230.7	6	230.7	21	230.2	4	230.2	8	230.5
29	27	Kas Haverkort	NLD	R	14	MP MOTORSPORT	NLD	Formula Alpine	230.7	26	230.2	23	229.7	6	229.7	25	229.2	24	229.9
30	11	Gianluca Petecof	BRA			KIC MOTORSPORT	FIN	Formula Alpine	230.2	24	229.7	21	229.2	23	229.2	25	228.8	5	229.4
31	15	Léna Buhler	CHE	R	15	R-ACE GP	FRA	Formula Alpine	230.2	7	229.7	18	229.2	11	229.2	19	229.2	20	229.5
32	58	Elias Seppanen	FIN	R	16	KIC MOTORSPORT	FIN	Formula Alpine	230.2	28	230.2	30	229.7	24	229.7	25	229.2	11	229.8
33	16	Tommy Smith	AUS			JD MOTORSPORT	ITA	Formula Alpine	229.2	20	228.3	3	228.3	21	228.3	22	227.8	4	228.4



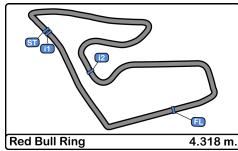
Red Bull Ring
Formula Regional Championship by Alpine
Collective Test pre-event B
Fastest Laps Sequence

Lap	Time of Day	Session Time	N°	Driver	Nat	Cat	Team	Nat	Vehicle	Time	Km/h
2	17:03:20.040	3:20.040	5	Patrik Pasma	 FIN		ART GRAND PRIX	 FRA	Formula Alpine	1:35.793	162.2
2	17:03:20.970	3:20.970	10	Hadrien David	 FRA		R-ACE GP	 FRA	Formula Alpine	1:34.546	164.4
2	17:03:21.767	3:21.767	22	Zane Maloney	 BRB		R-ACE GP	 FRA	Formula Alpine	1:34.365	164.7
2	17:03:33.133	3:33.133	1	Paul Aron	 EST		PREMA POWERTEAM	 ITA	Formula Alpine	1:32.513	168.0
2	17:04:39.900	4:39.900	9	Alexandre Bardion	 FRA		FA RACING	 ESP	Formula Alpine	1:31.824	169.2
3	17:04:50.442	4:50.442	10	Hadrien David	 FRA		R-ACE GP	 FRA	Formula Alpine	1:29.472	173.7
3	17:05:11.312	5:11.312	21	Alex Quinn	 GBR		ARDEN	 GBR	Formula Alpine	1:28.830	174.9
4	17:06:18.834	6:18.834	10	Hadrien David	 FRA		R-ACE GP	 GBR	Formula Alpine	1:28.392	175.8
4	17:06:22.449	6:22.449	46	Gabriele Mini	 ITA	R	ART GRAND PRIX	 FRA	Formula Alpine	1:27.327	178.0
4	17:06:47.803	6:47.803	30	Michael Belov	 RUS		G4 RACING	 CHE	Formula Alpine	1:27.233	178.1
6	17:09:27.628	9:27.628	46	Gabriele Mini	 ITA	R	ART GRAND PRIX	 FRA	Formula Alpine	1:27.230	178.2
6	17:09:31.516	9:31.516	1	Paul Aron	 EST		PREMA POWERTEAM	 ITA	Formula Alpine	1:27.118	178.4
6	17:09:54.983	9:54.983	30	Michael Belov	 RUS		G4 RACING	 CHE	Formula Alpine	1:26.844	178.9
7	17:16:24.629	16:24.629	43	Franco Colapinto	 ARG		MP MOTORSPORT	 NLD	Formula Alpine	1:26.797	179.0
8	17:17:51.292	17:51.292	43	Franco Colapinto	 ARG		MP MOTORSPORT	 NLD	Formula Alpine	1:26.663	179.3
16	17:44:53.325	44:53.325	43	Franco Colapinto	 ARG		MP MOTORSPORT	 NLD	Formula Alpine	1:26.627	179.4
22	17:45:07.679	45:07.679	46	Gabriele Mini	 ITA	R	ART GRAND PRIX	 FRA	Formula Alpine	1:26.506	179.6
23	17:46:34.086	46:34.086	46	Gabriele Mini	 ITA	R	ART GRAND PRIX	 FRA	Formula Alpine	1:26.407	179.9
26	17:50:31.834	50:31.834	26	Grégoire Saucy	 CHE		ART GRAND PRIX	 FRA	Formula Alpine	1:26.326	180.0



Red Bull Ring
Formula Regional Championship by Alpine
Collective Test pre-event B
Event Best Maximum Speed

N°	Driver	Nat	Cat	Clas	Team	Nat	Vehicle	Km/h	Session
30	Michael Belov				G4 RACING		Formula Alpine	238.4	Collective Test pre-event B
26	Grégoire Saucy				ART GRAND PRIX		Formula Alpine	235.2	Collective Test pre-event B
9	Alexandre Bardoin				FA RACING		Formula Alpine	234.7	Collective Test pre-event A
10	Hadrien David				R-ACE GP		Formula Alpine	234.2	Collective Test pre-event B
64	Mari Boya		R	1	VAN AMERSFOORT		Formula Alpine	234.2	Collective Test pre-event B
85	Gabriel Bortoleto		R	2	FA RACING		Formula Alpine	234.2	Collective Test pre-event B
43	Franco Colapinto				MP MOTORSPORT		Formula Alpine	233.7	Collective Test pre-event A
35	Pietro Delli Guanti		R	3	MONOLITE RACING		Formula Alpine	233.7	Collective Test pre-event B
22	Zane Maloney				R-ACE GP		Formula Alpine	233.7	Collective Test pre-event B
12	David Vidales				PREMA POWERTEAM		Formula Alpine	233.2	Collective Test pre-event A
99	José Garfias		R	4	MONOLITE RACING		Formula Alpine	233.2	Collective Test pre-event B
46	Gabriele Mini		R	5	ART GRAND PRIX		Formula Alpine	233.2	Collective Test pre-event B
5	Patrik Pasma				ART GRAND PRIX		Formula Alpine	232.7	Collective Test pre-event B
21	Alex Quinn				ARDEN		Formula Alpine	232.7	Collective Test pre-event B
19	Andrea Rosso		R	6	FA RACING		Formula Alpine	232.2	Collective Test pre-event A
41	Emidio Pesce				DR FORMULA		Formula Alpine	232.2	Collective Test pre-event B
51	Francesco Pizzi		R	7	VAN AMERSFOORT		Formula Alpine	232.2	Collective Test pre-event B
91	Eduardo Barrichello		R	8	JD MOTORSPORT		Formula Alpine	232.2	Collective Test pre-event B
1	Paul Aron				PREMA POWERTEAM		Formula Alpine	232.2	Collective Test pre-event B
58	Elias Seppanen		R	9	KIC MOTORSPORT		Formula Alpine	231.7	Collective Test pre-event A
14	Nicola Marinangeli				ARDEN		Formula Alpine	231.7	Collective Test pre-event A
8	William Alatalo				ARDEN		Formula Alpine	231.7	Collective Test pre-event A
33	Ido Cohen				JD MOTORSPORT		Formula Alpine	231.7	Collective Test pre-event A
96	Oliver Goethe		R	10	MP MOTORSPORT		Formula Alpine	231.7	Collective Test pre-event B
17	Dino Beganovic		R	11	PREMA POWERTEAM		Formula Alpine	231.7	Collective Test pre-event B
2	Nico Gohler		R	12	KIC MOTORSPORT		Formula Alpine	231.2	Collective Test pre-event B
62	Lorenzo Fluxa				VAN AMERSFOORT		Formula Alpine	231.2	Collective Test pre-event B
6	Isack Hadjar		R	13	R-ACE GP		Formula Alpine	230.7	Collective Test pre-event A
15	Léna Buhler		R	14	R-ACE GP		Formula Alpine	230.7	Collective Test pre-event A
7	Axel Gnos		R	15	G4 RACING		Formula Alpine	230.7	Collective Test pre-event B
27	Kas Haverkort		R	16	MP MOTORSPORT		Formula Alpine	230.7	Collective Test pre-event B
11	Gianluca Petecof				KIC MOTORSPORT		Formula Alpine	230.2	Collective Test pre-event B
16	Tommy Smith				JD MOTORSPORT		Formula Alpine	229.2	Collective Test pre-event B



Red Bull Ring
Formula Regional Championship by Alpine
Collective Test pre-event B
Pit Stop Analysis

1 Paul Aron PREMA POWERTEAM
 Formula Alpine

Nr.	In Day Time	In Time	Out Time	Pit Time	T. Pit Time	Handicap	Penalty
1	17:15:28.324	17:15:28.324	17:19:53.358	4:25.034	4:25.034		
2	17:36:23.884	17:36:23.884	17:44:13.336	7:49.452	12:14.486		

2 Nico Gohler R KIC MOTORSPORT
 Formula Alpine

Nr.	In Day Time	In Time	Out Time	Pit Time	T. Pit Time	Handicap	Penalty
1	17:20:26.367	17:20:26.367	17:24:48.819	4:22.452	4:22.452		
2	17:39:52.716	17:39:52.716	17:46:37.875	6:45.159	11:07.611		

5 Patrik Pasma ART GRAND PRIX
 Formula Alpine

Nr.	In Day Time	In Time	Out Time	Pit Time	T. Pit Time	Handicap	Penalty
1	17:12:21.717	17:12:21.717	17:16:53.440	4:31.723	4:31.723		
2	17:25:45.681	17:25:45.681	17:34:53.414	9:07.733	13:39.456		

6 Isack Hadjar R R-ACE GP
 Formula Alpine

Nr.	In Day Time	In Time	Out Time	Pit Time	T. Pit Time	Handicap	Penalty
1	17:21:15.303	17:21:15.303	17:35:26.722	14:11.419	14:11.419		

7 Axel Gnos R G4 RACING
 Formula Alpine

Nr.	In Day Time	In Time	Out Time	Pit Time	T. Pit Time	Handicap	Penalty
1	17:13:01.293	17:13:01.293	17:16:48.207	3:46.914	3:46.914		
2	17:29:05.097	17:29:05.097	17:38:01.031	8:55.934	12:42.848		

8 William Alatalo ARDEN
 Formula Alpine

Nr.	In Day Time	In Time	Out Time	Pit Time	T. Pit Time	Handicap	Penalty
1	17:15:38.939	17:15:38.939	17:21:08.738	5:29.799	5:29.799		
2	17:30:07.445	17:30:07.445	17:36:49.080	6:41.635	12:11.434		

9 Alexandre Bardinon FA RACING
 Formula Alpine

Nr.	In Day Time	In Time	Out Time	Pit Time	T. Pit Time	Handicap	Penalty
1	17:19:33.734	17:19:33.734	17:34:32.915	14:59.181	14:59.181		

10 Hadrien David R-ACE GP
 Formula Alpine

Nr.	In Day Time	In Time	Out Time	Pit Time	T. Pit Time	Handicap	Penalty
1	17:21:07.301	17:21:07.301	17:36:23.856	15:16.555	15:16.555		

11 Gianluca Petecof KIC MOTORSPORT
 Formula Alpine

Nr.	In Day Time	In Time	Out Time	Pit Time	T. Pit Time	Handicap	Penalty
1	17:18:10.552	17:18:10.552	17:22:23.801	4:13.249	4:13.249		
2	17:39:42.571	17:39:42.571	17:44:35.668	4:53.097	9:06.346		

12 David Vidales PREMA POWERTEAM
 Formula Alpine

Nr.	In Day Time	In Time	Out Time	Pit Time	T. Pit Time	Handicap	Penalty
1	17:17:06.785	17:17:06.785	17:22:48.621	5:41.836	5:41.836		

14 Nicola Marinangeli ARDEN
 Formula Alpine

Nr.	In Day Time	In Time	Out Time	Pit Time	T. Pit Time	Handicap	Penalty
1	17:18:48.866	17:18:48.866	17:24:22.528	5:33.662	5:33.662		
2	17:31:54.159	17:31:54.159	17:37:25.155	5:30.996	11:04.658		

15 Léna Buhler R R-ACE GP
 Formula Alpine

Nr.	In Day Time	In Time	Out Time	Pit Time	T. Pit Time	Handicap	Penalty
1	17:22:04.706	17:22:04.706	17:36:32.699	14:27.993	14:27.993		

16 Tommy Smith JD MOTORSPORT
 Formula Alpine

Nr.	In Day Time	In Time	Out Time	Pit Time	T. Pit Time	Handicap	Penalty
1	17:13:09.413	17:13:09.413	17:17:12.846	4:03.433	4:03.433		
2	17:29:30.758	17:29:30.758	17:44:19.321	14:48.563	18:51.996		

17 Dino Beganovic R PREMA POWERTEAM
 Formula Alpine

Nr.	In Day Time	In Time	Out Time	Pit Time	T. Pit Time	Handicap	Penalty
1	17:15:29.671	17:15:29.671	17:23:12.363	7:42.692	7:42.692		
2	17:39:25.033	17:39:25.033	17:43:35.011	4:09.978	11:52.670		

19 Andrea Rosso R FA RACING
 Formula Alpine

Nr.	In Day Time	In Time	Out Time	Pit Time	T. Pit Time	Handicap	Penalty
1	17:16:13.916	17:16:13.916	17:35:20.528	19:06.612	19:06.612		

21 Alex Quinn ARDEN
 Formula Alpine

Nr.	In Day Time	In Time	Out Time	Pit Time	T. Pit Time	Handicap	Penalty
1	17:15:35.354	17:15:35.354	17:20:52.311	5:16.957	5:16.957		
2	17:28:19.968	17:28:19.968	17:36:06.742	7:46.774	13:03.731		

22 Zane Maloney R-ACE GP
 Formula Alpine

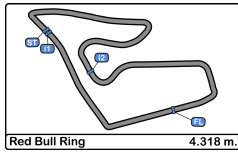
Nr.	In Day Time	In Time	Out Time	Pit Time	T. Pit Time	Handicap	Penalty
1	17:21:06.053	17:21:06.053	17:35:48.242	14:42.189	14:42.189		

26 Grégoire Saucy ART GRAND PRIX
 Formula Alpine

Nr.	In Day Time	In Time	Out Time	Pit Time	T. Pit Time	Handicap	Penalty
1	17:15:16.706	17:15:16.706	17:18:24.439	3:07.733	3:07.733		
2	17:27:17.368	17:27:17.368	17:35:16.701	7:59.333	11:07.066		

27 Kas Haverkort R MP MOTORSPORT
 Formula Alpine

Nr.	In Day Time	In Time	Out Time	Pit Time	T. Pit Time	Handicap	Penalty
1	17:15:07.618	17:15:07.618	17:18:22.395	3:14.777	3:14.777		
2	17:33:24.357	17:33:24.357	17:40:47.213	7:22.856	10:37.633		



Red Bull Ring
Formula Regional Championship by Alpine
Collective Test pre-event B
Pit Stop Analysis

30 Michael Belov G4 RACING
 Formula Alpine

Nr.	In Day Time	In Time	Out Time	Pit Time	T. Pit Time	Handicap	Penalty
1	17:13:05.223	17:13:05.223	17:18:01.541	4:56.318	4:56.318		
2	17:25:33.355	17:25:33.355	17:37:07.327	11:33.972	16:30.290		

33 Ido Cohen JD MOTORSPORT
 Formula Alpine

Nr.	In Day Time	In Time	Out Time	Pit Time	T. Pit Time	Handicap	Penalty
1	17:11:10.288	17:11:10.288	17:16:31.942	5:21.654	5:21.654		
2	17:30:27.069	17:30:27.069	17:36:34.142	6:07.073	11:28.727		
3	17:41:28.940	17:41:28.940	17:46:09.074	4:40.134	16:08.861		

35 Pietro Delli Guanti R MONOLITE RACING
 Formula Alpine

Nr.	In Day Time	In Time	Out Time	Pit Time	T. Pit Time	Handicap	Penalty
1	17:14:20.259	17:14:20.259	17:22:32.987	8:12.728	8:12.728		
2	17:29:56.682	17:29:56.682	17:37:03.051	7:06.369	15:19.097		
3	17:41:47.891	17:41:47.891	17:44:03.303	2:15.412	17:34.509		

41 Emidio Pesce DR FORMULA
 Formula Alpine

Nr.	In Day Time	In Time	Out Time	Pit Time	T. Pit Time	Handicap	Penalty
1	17:16:28.319	17:16:28.319	17:32:37.531	16:09.212	16:09.212		

43 Franco Colapinto MP MOTORSPORT
 Formula Alpine

Nr.	In Day Time	In Time	Out Time	Pit Time	T. Pit Time	Handicap	Penalty
1	17:20:53.519	17:20:53.519	17:35:45.104	14:51.585	14:51.585		

46 Gabriele Mini R ART GRAND PRIX
 Formula Alpine

Nr.	In Day Time	In Time	Out Time	Pit Time	T. Pit Time	Handicap	Penalty
1	17:13:52.105	17:13:52.105	17:16:50.942	2:58.837	2:58.837		
2	17:27:09.972	17:27:09.972	17:35:39.092	8:29.120	11:27.957		

51 Francesco Pizzi R VAN AMERSFOORT RACING
 Formula Alpine

Nr.	In Day Time	In Time	Out Time	Pit Time	T. Pit Time	Handicap	Penalty
1	17:09:35.641	17:09:35.641	17:11:49.259	2:13.618	2:13.618		
2	17:28:28.409	17:28:28.409	17:34:05.884	5:37.475	7:51.093		

58 Elias Seppanen R KIC MOTORSPORT
 Formula Alpine

Nr.	In Day Time	In Time	Out Time	Pit Time	T. Pit Time	Handicap	Penalty
1	17:23:31.142	17:23:31.142	17:28:01.358	4:30.216	4:30.216		
2	17:44:33.220	17:44:33.220	17:48:25.952	3:52.732	8:22.948		

62 Lorenzo Fluxa VAN AMERSFOORT RACING
 Formula Alpine

Nr.	In Day Time	In Time	Out Time	Pit Time	T. Pit Time	Handicap	Penalty
1	17:16:42.384	17:16:42.384	17:19:00.098	2:17.714	2:17.714		
2	17:32:37.234	17:32:37.234	17:37:42.363	5:05.129	7:22.843		

64 Mari Boya R VAN AMERSFOORT RACING
 Formula Alpine

Nr.	In Day Time	In Time	Out Time	Pit Time	T. Pit Time	Handicap	Penalty
1	17:31:51.618	17:31:51.618	17:36:51.322	4:59.704	4:59.704		

85 Gabriel Bortoleto R FA RACING
 Formula Alpine

Nr.	In Day Time	In Time	Out Time	Pit Time	T. Pit Time	Handicap	Penalty
1	17:18:45.724	17:18:45.724	17:34:10.433	15:24.709	15:24.709		

91 Eduardo Barrichello R JD MOTORSPORT
 Formula Alpine

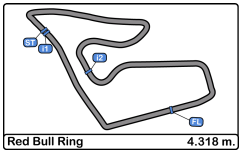
Nr.	In Day Time	In Time	Out Time	Pit Time	T. Pit Time	Handicap	Penalty
1	17:14:15.790	17:14:15.790	17:19:19.881	5:04.091	5:04.091		
2	17:31:22.988	17:31:22.988	17:42:22.870	10:59.882	16:03.973		

96 Oliver Goethe R MP MOTORSPORT
 Formula Alpine

Nr.	In Day Time	In Time	Out Time	Pit Time	T. Pit Time	Handicap	Penalty
1	17:22:20.086	17:22:20.086	17:36:04.629	13:44.543	13:44.543		

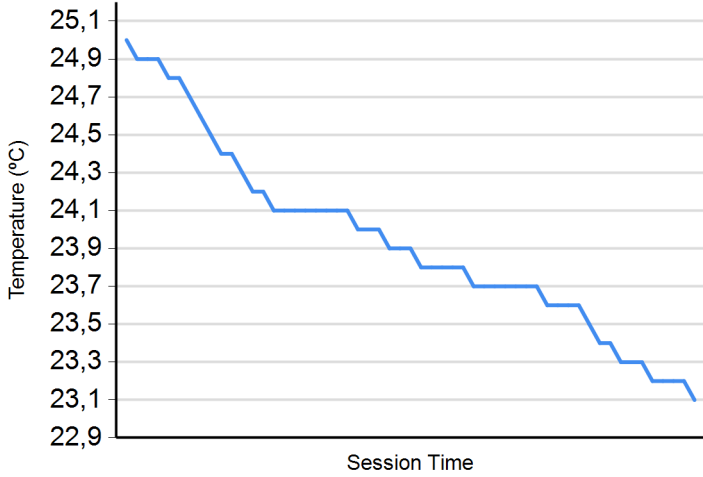
99 José Garfias R MONOLITE RACING
 Formula Alpine

Nr.	In Day Time	In Time	Out Time	Pit Time	T. Pit Time	Handicap	Penalty
1	17:20:28.570	17:20:28.570	17:27:43.875	7:15.305	7:15.305		
2	17:36:39.612	17:36:39.612	17:40:54.630	4:15.018	11:30.323		
3	17:50:07.553	17:50:07.553	17:53:16.776	3:09.223	14:39.546		

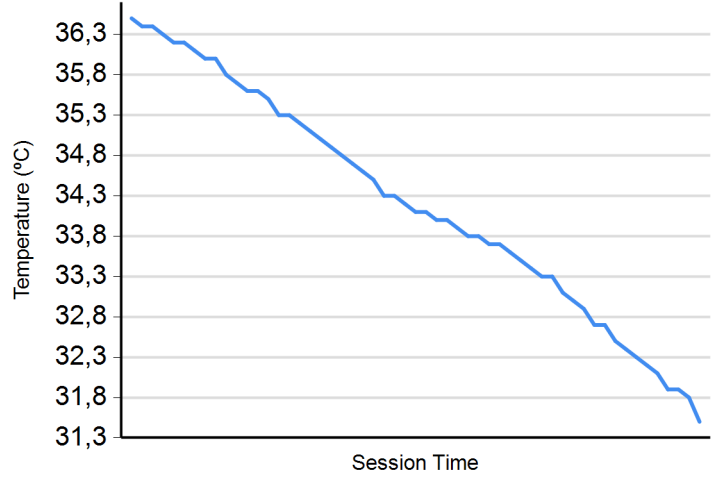


Red Bull Ring
Formula Regional Championship by Alpine
Collective Test pre-event B
Weather Report

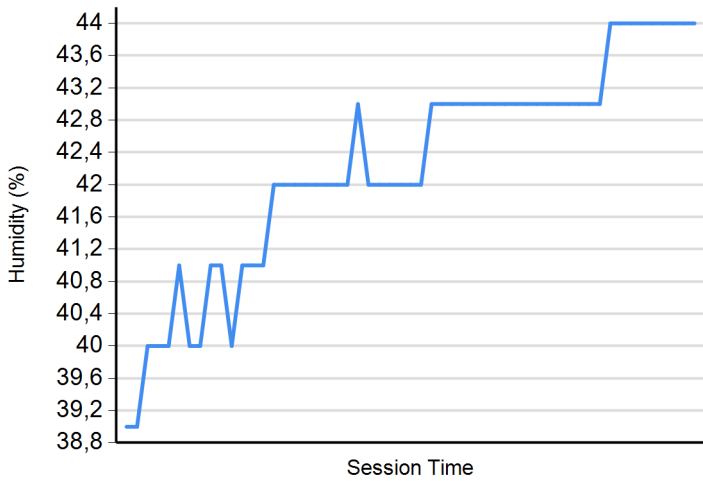
Air Temperature



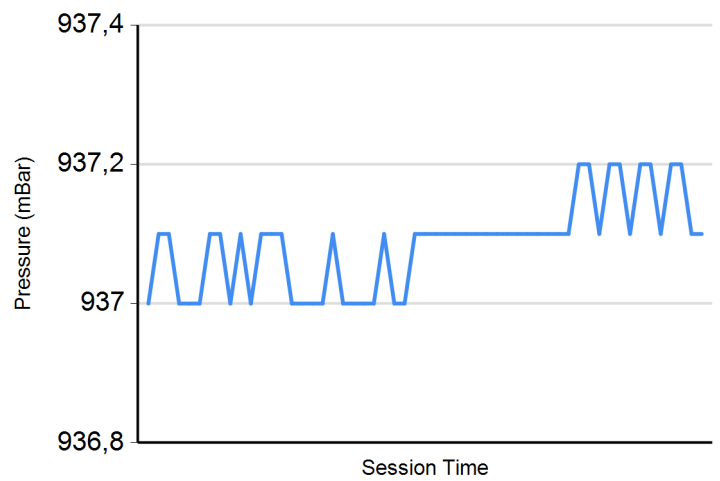
Track Temperature



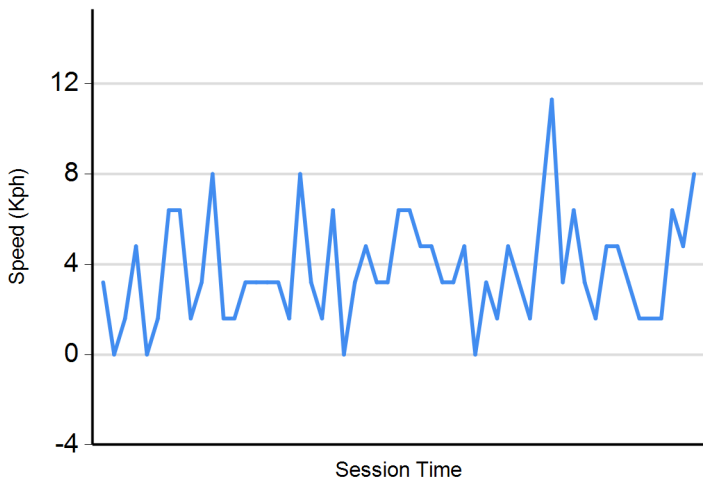
Humidity



Pressure

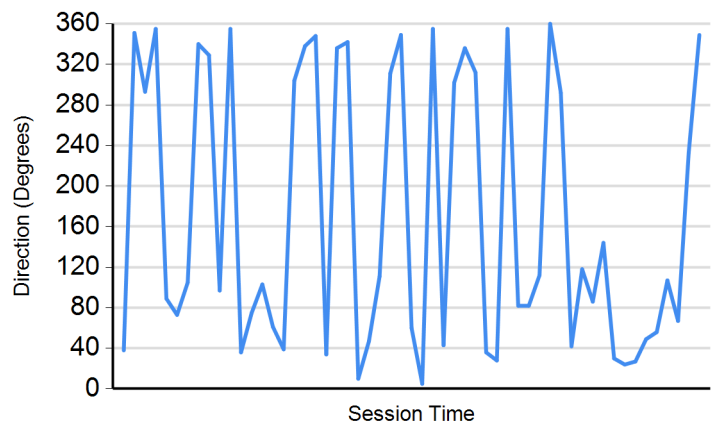


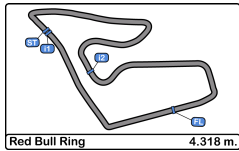
Wind Speed



Wind direction

North = 0°/360° Est = 90° South = 180° West = 270°





Red Bull Ring
Formula Regional Championship by Alpine
Collective Test pre-event
Combined Results

Cls	Nº	Driver	Nat	Cat	Clas	Team	Nat	Vehicle	Laps	CTA	CTB	Best	Gap	Interval	Km/h		
1	26	Grégoire Saucy				ART GRAND PRIX		Formula Alpine	68	1:27.457	39	1:26.326	26	1:26.326	180.0		
2	46	Gabriele Mini		R	1	ART GRAND PRIX		Formula Alpine	59	1:27.454	30	1:26.407	23	1:26.407	0.081	0.081	179.9
3	43	Franco Colapinto				MP MOTORSPORT		Formula Alpine	46	1:27.316	23	1:26.518	18	1:26.518	0.192	0.111	179.6
4	30	Michael Belov				G4 RACING		Formula Alpine	50	1:27.402	13	1:26.566	22	1:26.566	0.240	0.048	179.5
5	85	Gabriel Bortoletto		R	2	FA RACING		Formula Alpine	44	1:27.672	19	1:26.663	23	1:26.663	0.337	0.097	179.3
6	21	Alex Quinn				ARDEN		Formula Alpine	66	1:27.525	32	1:26.701	24	1:26.701	0.375	0.038	179.2
7	22	Zane Maloney				R-ACE GP		Formula Alpine	60	1:27.860	29	1:26.769	23	1:26.769	0.443	0.068	179.1
8	17	Dino Beganovic		R	3	PREMA POWERTEAM		Formula Alpine	65	1:27.588	26	1:26.781	25	1:26.781	0.455	0.012	179.1
9	6	Isack Hadjar		R	4	R-ACE GP		Formula Alpine	63	1:27.428	33	1:26.792	23	1:26.792	0.466	0.011	179.1
10	64	Mari Boya		R	5	VAN AMERSFOORT		Formula Alpine	61	1:27.696	19	1:26.807	19	1:26.807	0.481	0.015	179.0
11	10	Hadrien David				R-ACE GP		Formula Alpine	62	1:27.668	17	1:26.829	25	1:26.829	0.503	0.022	179.0
12	1	Paul Aron				PREMA POWERTEAM		Formula Alpine	64	1:27.621	29	1:26.856	26	1:26.856	0.530	0.027	178.9
13	12	David Vidales				PREMA POWERTEAM		Formula Alpine	67	1:27.786	35	1:26.876	15	1:26.876	0.550	0.020	178.9
14	8	William Alatalo				ARDEN		Formula Alpine	65	1:27.710	19	1:26.881	26	1:26.881	0.555	0.005	178.9
15	19	Andrea Rosso		R	6	FA RACING		Formula Alpine	54	1:27.837	31	1:26.961	21	1:26.961	0.635	0.080	178.7
16	51	Francesco Pizzi		R	7	VAN AMERSFOORT		Formula Alpine	56	1:27.390	21	1:27.028	24	1:27.028	0.702	0.067	178.6
17	33	Ido Cohen				JD MOTORSPORT		Formula Alpine	53	1:28.270	21	1:27.035	21	1:27.035	0.709	0.007	178.6
18	5	Patrik Pasma				ART GRAND PRIX		Formula Alpine	65	1:27.990	37	1:27.115	23	1:27.115	0.789	0.080	178.4
19	9	Alexandre Bardinon				FA RACING		Formula Alpine	63	1:27.992	21	1:27.203	24	1:27.203	0.877	0.088	178.2
20	96	Oliver Goethe		R	8	MP MOTORSPORT		Formula Alpine	44	1:28.345	19	1:27.246	18	1:27.246	0.920	0.043	178.1
21	58	Elias Seppanen		R	9	KIC MOTORSPORT		Formula Alpine	69	1:28.374	38	1:27.279	28	1:27.279	0.953	0.033	178.1
22	11	Gianluca Petecof				KIC MOTORSPORT		Formula Alpine	62	1:27.902	23	1:27.338	23	1:27.338	1.012	0.059	177.9
23	99	José Garfias		R	10	MONOLITE RACING		Formula Alpine	45	1:28.488	14	1:27.351	21	1:27.351	1.025	0.013	177.9
24	62	Lorenzo Fluxa				VAN AMERSFOORT		Formula Alpine	62	1:28.051	23	1:27.377	28	1:27.377	1.051	0.026	177.9
25	91	Eduardo Barrichello		R	11	JD MOTORSPORT		Formula Alpine	58	1:28.066	24	1:27.387	22	1:27.387	1.061	0.010	177.8
26	14	Nicola Marinangeli				ARDEN		Formula Alpine	56	1:28.256	19	1:27.395	28	1:27.395	1.069	0.008	177.8
27	35	Pietro Delli Guanti		R	12	MONOLITE RACING		Formula Alpine	54	1:27.726	19	1:27.425	18	1:27.425	1.099	0.030	177.8
28	27	Kas Haverkort		R	13	MP MOTORSPORT		Formula Alpine	50	1:28.047	20	1:27.457	25	1:27.457	1.131	0.032	177.7
29	41	Emidio Pesce				DR FORMULA		Formula Alpine	51	1:28.620	23	1:27.590	18	1:27.590	1.264	0.133	177.4
30	2	Nico Gohler		R	14	KIC MOTORSPORT		Formula Alpine	59	1:29.019	24	1:28.064	26	1:28.064	1.738	0.474	176.5
31	7	Axel Gnos		R	15	G4 RACING		Formula Alpine	62	1:28.848	33	1:28.102	25	1:28.102	1.776	0.038	176.4
32	16	Tommy Smith				JD MOTORSPORT		Formula Alpine	57	1:29.138	18	1:28.181	21	1:28.181	1.855	0.079	176.2
33	15	Léna Buhler		R	16	R-ACE GP		Formula Alpine	58	1:29.365	31	1:28.297	25	1:28.297	1.971	0.116	176.0

*** PENALIZACIONES**


CAR 58 TIME 1:28.978 DELETED TRACK LIMITS AT T 10
 CAR 58 TIME 1:29.809 DELETED TRACK LIMITS AT T10
 CAR 58 TIME 1:29.122 DELETED TRACK LIMITS AT T 10
 CAR 58 TIME 1:29.347 DELETED TRACK LIMITS AT T 10
 CAR 33 TIME 1:34.575 DELETED TRACK LIMITS AT T 10
 CAR 33 TIME 6:24.850 DELETED TRACK LIMITS AT T 10
 CAR 33 TIME 1:28.559 DELETED TRACK LIMITS AT T 10
 CAR 26 TIME 1:27.403 DELETED TRACK LIMITS AT T10
 CAR 64 TIME 1:27.976 DELETED TRACK LIMITS AT T10
 CAR 33 TIME 1:28.179 DELETED TRACK LIMITS AT T10
 CAR 12 TIME 1:27.048 DELETED TRACK LIMITS AT T09
 CAR 2 TIME 1:28.058 DELETED TRACK LIMITS AT T10

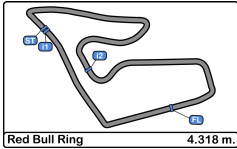
Published at:.....

Stewards:

Race Director:

Timekeeper:



 Luis Angel Garcia Nuñez
 JOB/I-0020-ESP



Red Bull Ring
Formula Regional Championship by Alpine
Collective Test pre-event
Combined Results

- CAR 12 TIME 1:26.992 DELETED TRACK LIMITS AT T09
- CAR 99 TIME 1:27.620 DELETED TRACK LIMITS AT T10
- CAR 19 TIME 1:26.963 DELETED TRACK LIMITS AT T10
- CAR 16 TIME 1:29.454 DELETED TRACK LIMITS AT T 10
- CAR 16 TIME 1:29.111 DELETED TRACK LIMITS AT T 10
- CAR 1 TIME 1:27.505 DELETED TRACK LIMITS AT T 10

Published at:.....

Stewards:	Race Director:	Timekeeper:  Luis Angel Garcia Nuñez JOB/I-0020-ESP
------------------	-----------------------	--

