

ACI Racing Weekend Mugello, 09-10 Ottobre 2021

Results Collective Test 1

Aut.Int. Mugello 5.245 m

1 / 2

No.	Driver	Nat	Entrant	Team	Car	Class	Time	Gap	Rel.	Laps
1	10 DAVID Hadrien	FRA	R-Ace GP	R-Ace GP	Formula Alpine		1'44.608			18
2	26 SAUCY Grégoire	CHE	ART Grand Prix	ART Grand Prix	Formula Alpine		1'44.764	0.156	0.156	20
3	6 HADJAR Isack	FRA	R-Ace GP	R-Ace GP	Formula Alpine	R	1'44.904	0.296	0.140	17
4	97 MEGUETOUNIF Sami	FRA	R-Ace GP	R-Ace GP	Formula Alpine	WC	1'45.121	0.513	0.217	16
5	5 PASMA Patrik	FIN	ART Grand Prix	ART Grand Prix	Formula Alpine		1'45.167	0.559	0.046	21
6	64 BOYA Mari	ESP	Van Amersfoort Racing	Van Amersfoort Racing	Formula Alpine	R	1'45.376	0.768	0.209	19
7	22 MALONEY Zane	BAR	R-Ace GP	R-Ace GP	Formula Alpine		1'45.485	0.877	0.109	17
8	17 BEGANOVIC Dino	SWE	Prema Powerteam	Prema Powerteam	Formula Alpine	R	1'45.499	0.891	0.014	19
9	35 DELLI GUANTI Pietro	ITA	Monolite Racing	Monolite Racing	Formula Alpine	R	1'45.561	0.953	0.062	17
10	46 MINI Gabriele	ITA	ART Grand Prix	ART Grand Prix	Formula Alpine	R	1'45.568	0.960	0.007	21
11	1 ARON Paul	EST	Prema Powerteam	Prema Powerteam	Formula Alpine		1'45.578	0.970	0.010	16
12	27 HAVERKORT Kas	NED	MP Motorsport	MP Motorsport	Formula Alpine	R	1'45.620	1.012	0.042	19
13	33 COHEN Ido	ISR	JD Motorsport	JD Motorsport	Formula Alpine		1'45.656	1.048	0.036	20
14	62 FLUXA Lorenzo	ESP	Van Amersfoort Racing	Van Amersfoort Racing	Formula Alpine		1'45.691	1.083	0.035	18
15	43 COLAPINTO Franco	ARG	MP Motorsport	MP Motorsport	Formula Alpine		1'45.705	1.097	0.014	18
16	85 BORTOLETO Gabriel	BRA	FA Racing	FA Racing	Formula Alpine	R	1'45.708	1.100	0.003	17
17	21 QUINN Alex	GBR	Arden	Arden	Formula Alpine		1'45.712	1.104	0.004	20
18	12 VIDALES David	ESP	Prema Powerteam	Prema Powerteam	Formula Alpine		1'45.737	1.129	0.025	17
19	11 PETECOF Gianluca	BRA	KIC Motorsport	KIC Motorsport	Formula Alpine		1'45.784	1.176	0.047	17
20	8 ALATALO William	FIN	Arden	Arden	Formula Alpine		1'45.859	1.251	0.075	21
21	19 ROSSO Andrea	ITA	FA Racing	FA Racing	Formula Alpine	R	1'45.994	1.386	0.135	16
22	51 PIZZI Francesco	ITA	Van Amersfoort Racing	Van Amersfoort Racing	Formula Alpine	R	1'46.107	1.499	0.113	16
23	77 VAN'T HOFF Dilano	NED	MP Motorsport	MP Motorsport	Formula Alpine	WC	1'46.132	1.524	0.025	18
24	25 BARDINON Alexandre	FRA	FA Racing	FA Racing	Formula Alpine		1'46.164	1.556	0.032	16
25	96 GOETHE Oliver	DNK	MP Motorsport	MP Motorsport	Formula Alpine	R	1'46.286	1.678	0.122	19
26	2 GOHLER Nico	GER	KIC Motorsport	KIC Motorsport	Formula Alpine	R	1'46.536	1.928	0.250	19
27	14 MARINANGELI Nicola	ITA	Arden	Arden	Formula Alpine		1'46.555	1.947	0.019	19
28	7 GNOS Axel	CHE	G4 Racing	G4 Racing	Formula Alpine	R	1'46.648	2.040	0.093	17
29	91 BARRICHELLO Eduardo	BRA	JD Motorsport	JD Motorsport	Formula Alpine	R	1'46.719	2.111	0.071	18
30	99 GARFIAS José	MEX	Monolite Racing	Monolite Racing	Formula Alpine	R	1'47.531	2.923	0.812	17
31	13 FERATI Jasin	CHE	KIC Motorsport	KIC Motorsport	Formula Alpine	R	1'47.761	3.153	0.230	17
32	16 SMITH Tommy	AUS	JD Motorsport	JD Motorsport	Formula Alpine		1'47.789	3.181	0.028	18
33	41 PESCE Emidio	ITA	DR Formula	DR Formula	Formula Alpine		1'48.092	3.484	0.303	18
34	89 DEUKMEDJIAN Arias	USA	FA Racing	FA Racing	Formula Alpine	WC	1'48.262	3.654	0.170	18
35	30 BELOV Michael	RUS	G4 Racing	G4 Racing	Formula Alpine		1'49.922	5.314	1.660	13
36	15 BUHLER Léna	CHE	R-Ace GP	R-Ace GP	Formula Alpine	R	1'50.057	5.449	0.135	14

Humidity:	70%	Air	14°C
Condition:	WET	Track	12°C

Clerk of the Course : Antonio Canu

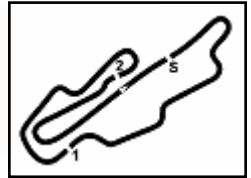
Race Director : Tamás Zettner Jr.

Start	End
08/10/2021 10:21	11:14



Powered by FICr PERUGIA TIMING





ACI Racing Weekend Mugello, 09-10 Ottobre 2021

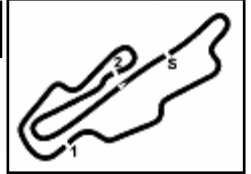
Results Collective Test 1

Penalty and Infringement

Fastest Laps Sequence

No.	Entrant	Nat	Team	Car	Local Time	Time	Gap	Avg
10	H. DAVID	FRA	R-Ace GP	Formula Alpine	10:26'16.802	1'57.107		161,237
22	Z. MALONEY	BAR	R-Ace GP	Formula Alpine	10:26'18.446	1'56.205	-0.902	162,489
46	G. MINI	ITA	ART Grand Prix	Formula Alpine	10:28'19.745	1'55.687	-0.518	163,216
17	D. BEGANOVIC	SWE	Prema Powerteam	Formula Alpine	10:39'33.454	1'55.284	-0.403	163,787
8	W. ALATALO	FIN	Arden	Formula Alpine	10:39'35.439	1'53.238	-2.046	166,746
17	D. BEGANOVIC	SWE	Prema Powerteam	Formula Alpine	10:41'26.312	1'52.858	-0.380	167,308
8	W. ALATALO	FIN	Arden	Formula Alpine	10:41'27.124	1'51.685	-1.173	169,065
46	G. MINI	ITA	ART Grand Prix	Formula Alpine	10:42'47.338	1'51.251	-0.434	169,724
46	G. MINI	ITA	ART Grand Prix	Formula Alpine	10:52'55.722	1'48.946	-2.305	173,315
46	G. MINI	ITA	ART Grand Prix	Formula Alpine	10:54'43.226	1'47.504	-1.442	175,640
26	G. SAUCY	CHE	ART Grand Prix	Formula Alpine	10:54'46.319	1'47.338	-0.166	175,912
46	G. MINI	ITA	ART Grand Prix	Formula Alpine	10:56'30.205	1'46.979	-0.359	176,502
17	D. BEGANOVIC	SWE	Prema Powerteam	Formula Alpine	10:56'50.829	1'46.944	-0.035	176,560
10	H. DAVID	FRA	R-Ace GP	Formula Alpine	11:05'49.966	1'46.230	-0.714	177,746
10	H. DAVID	FRA	R-Ace GP	Formula Alpine	11:07'35.977	1'46.011	-0.219	178,114
26	G. SAUCY	CHE	ART Grand Prix	Formula Alpine	11:07'51.103	1'45.336	-0.675	179,255
10	H. DAVID	FRA	R-Ace GP	Formula Alpine	11:09'21.251	1'45.274	-0.062	179,361
10	H. DAVID	FRA	R-Ace GP	Formula Alpine	11:11'06.321	1'45.070	-0.204	179,709
26	G. SAUCY	CHE	ART Grand Prix	Formula Alpine	11:11'23.746	1'44.899	-0.171	180,002
10	H. DAVID	FRA	R-Ace GP	Formula Alpine	11:12'50.929	1'44.608	-0.291	180,502





ACI Racing Weekend Mugello, 09-10 Ottobre 2021

Best Sector & Speed Collective Test 1

BEST LAP				
1	10 DAVID	Hadrien	Formula Alpine	1'44.608
2	26 SAUCY	Grégoire	Formula Alpine	1'44.764
3	6 HADJAR	Isack	Formula Alpine	1'44.904
4	97 MEGUETOUNIF	Sami	Formula Alpine	1'45.121
5	5 PASMA	Patrik	Formula Alpine	1'45.167
6	64 BOYA	Mari	Formula Alpine	1'45.376
7	22 MALONEY	Zane	Formula Alpine	1'45.485
8	17 BEGANOVIC	Dino	Formula Alpine	1'45.499
9	35 DELLI GUANTI	Pietro	Formula Alpine	1'45.561
10	46 MINI	Gabriele	Formula Alpine	1'45.568
11	1 ARON	Paul	Formula Alpine	1'45.578
12	27 HAVERKORT	Kas	Formula Alpine	1'45.620
13	33 COHEN	Ido	Formula Alpine	1'45.656
14	62 FLUXA	Lorenzo	Formula Alpine	1'45.691
15	43 COLAPINTO	Franco	Formula Alpine	1'45.705
16	85 BORTOLETO	Gabriel	Formula Alpine	1'45.708
17	21 QUINN	Alex	Formula Alpine	1'45.712
18	12 VIDALES	David	Formula Alpine	1'45.737
19	11 PETECOF	Gianluca	Formula Alpine	1'45.784
20	8 ALATALO	William	Formula Alpine	1'45.859
21	19 ROSSO	Andrea	Formula Alpine	1'45.994
22	51 PIZZI	Francesco	Formula Alpine	1'46.107
23	77 VAN'T HOFF	Dilano	Formula Alpine	1'46.132
24	25 BARDINON	Alexandre	Formula Alpine	1'46.164
25	96 GOETHE	Oliver	Formula Alpine	1'46.286
26	2 GOHLER	Nico	Formula Alpine	1'46.536
27	14 MARINANGELI	Nicola	Formula Alpine	1'46.555
28	7 GNOS	Axel	Formula Alpine	1'46.648
29	91 BARRICHELLO	Eduardo	Formula Alpine	1'46.719
30	99 GARFIAS	José	Formula Alpine	1'47.531
31	13 FERATI	Jasin	Formula Alpine	1'47.761
32	16 SMITH	Tommy	Formula Alpine	1'47.789
33	41 PESCE	Emidio	Formula Alpine	1'48.092
34	89 DEUKMEDJIAN	Arias	Formula Alpine	1'48.262
35	30 BELOV	Michael	Formula Alpine	1'49.922
36	15 BUHLER	Léna	Formula Alpine	1'50.057

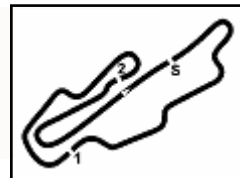
SPEED				
1	64 BOYA	Mari	Formula Alpine	240,0
2	5 PASMA	Patrik	Formula Alpine	239,5
3	62 FLUXA	Lorenzo	Formula Alpine	239,5
4	91 BARRICHELLO	Eduardo	Formula Alpine	239,5
5	35 DELLI GUANTI	Pietro	Formula Alpine	237,4
6	26 SAUCY	Grégoire	Formula Alpine	237,4
7	96 GOETHE	Oliver	Formula Alpine	237,4
8	33 COHEN	Ido	Formula Alpine	237,4
9	30 BELOV	Michael	Formula Alpine	236,8
10	43 COLAPINTO	Franco	Formula Alpine	236,8
11	51 PIZZI	Francesco	Formula Alpine	236,3
12	25 BARDINON	Alexandre	Formula Alpine	236,3
13	22 MALONEY	Zane	Formula Alpine	236,3
14	46 MINI	Gabriele	Formula Alpine	236,3
15	11 PETECOF	Gianluca	Formula Alpine	236,3
16	13 FERATI	Jasin	Formula Alpine	236,3
17	7 GNOS	Axel	Formula Alpine	236,3
18	14 MARINANGELI	Nicola	Formula Alpine	235,8
19	97 MEGUETOUNIF	Sami	Formula Alpine	235,8
20	99 GARFIAS	José	Formula Alpine	235,8
21	77 VAN'T HOFF	Dilano	Formula Alpine	235,8
22	10 DAVID	Hadrien	Formula Alpine	235,8
23	2 GOHLER	Nico	Formula Alpine	235,3
24	1 ARON	Paul	Formula Alpine	235,3
25	17 BEGANOVIC	Dino	Formula Alpine	235,3
26	21 QUINN	Alex	Formula Alpine	235,3
27	27 HAVERKORT	Kas	Formula Alpine	235,3
28	85 BORTOLETO	Gabriel	Formula Alpine	234,8
29	8 ALATALO	William	Formula Alpine	234,8
30	41 PESCE	Emidio	Formula Alpine	234,8
31	6 HADJAR	Isack	Formula Alpine	234,8
32	19 ROSSO	Andrea	Formula Alpine	233,8
33	12 VIDALES	David	Formula Alpine	233,8
34	16 SMITH	Tommy	Formula Alpine	232,8
35	15 BUHLER	Léna	Formula Alpine	231,8
36	89 DEUKMEDJIAN	Arias	Formula Alpine	228,3

SEG. 1			
1	6 HADJAR	Isack	36.716
2	10 DAVID	Hadrien	36.729
3	64 BOYA	Mari	36.784
4	33 COHEN	Ido	36.785
5	12 VIDALES	David	36.807
6	35 DELLI GUANTI	Pietro	36.814
7	5 PASMA	Patrik	36.839
8	26 SAUCY	Grégoire	36.861
9	22 MALONEY	Zane	36.868
10	85 BORTOLETO	Gabriel	36.874
11	1 ARON	Paul	36.910
12	46 MINI	Gabriele	36.939
13	27 HAVERKORT	Kas	36.954
14	97 MEGUETOUNIF	Sami	36.961
15	43 COLAPINTO	Franco	36.974
16	17 BEGANOVIC	Dino	36.983
17	21 QUINN	Alex	37.050
18	62 FLUXA	Lorenzo	37.067
19	11 PETECOF	Gianluca	37.068
20	77 VAN'T HOFF	Dilano	37.075
21	8 ALATALO	William	37.091
22	25 BARDINON	Alexandre	37.109
23	14 MARINANGELI	Nicola	37.135
24	51 PIZZI	Francesco	37.171
25	96 GOETHE	Oliver	37.195
26	2 GOHLER	Nico	37.207
27	7 GNOS	Axel	37.361
28	19 ROSSO	Andrea	37.420
29	91 BARRICHELLO	Eduardo	37.426
30	41 PESCE	Emidio	37.694
31	99 GARFIAS	José	37.732
32	16 SMITH	Tommy	37.816
33	13 FERATI	Jasin	37.832
34	89 DEUKMEDJIAN	Arias	38.216
35	15 BUHLER	Léna	38.982
36	30 BELOV	Michael	39.196

SEG. 2			
1	64 BOYA	Mari	30.458
2	26 SAUCY	Grégoire	30.575
3	6 HADJAR	Isack	30.594
4	10 DAVID	Hadrien	30.645
5	17 BEGANOVIC	Dino	30.786
6	97 MEGUETOUNIF	Sami	30.796
7	62 FLUXA	Lorenzo	30.875
8	30 BELOV	Michael	30.878
9	21 QUINN	Alex	30.906
10	5 PASMA	Patrik	30.913
11	33 COHEN	Ido	30.913
12	43 COLAPINTO	Franco	30.961
13	1 ARON	Paul	30.969
14	35 DELLI GUANTI	Pietro	30.978
15	19 ROSSO	Andrea	30.980
16	51 PIZZI	Francesco	31.010
17	85 BORTOLETO	Gabriel	31.014
18	27 HAVERKORT	Kas	31.031
19	22 MALONEY	Zane	31.057
20	46 MINI	Gabriele	31.060
21	11 PETECOF	Gianluca	31.072
22	8 ALATALO	William	31.104
23	12 VIDALES	David	31.115
24	2 GOHLER	Nico	31.134
25	16 SMITH	Tommy	31.155
26	96 GOETHE	Oliver	31.195
27	14 MARINANGELI	Nicola	31.206
28	7 GNOS	Axel	31.279
29	25 BARDINON	Alexandre	31.288
30	77 VAN'T HOFF	Dilano	31.333
31	91 BARRICHELLO	Eduardo	31.461
32	89 DEUKMEDJIAN	Arias	31.490
33	99 GARFIAS	José	31.722
34	13 FERATI	Jasin	31.800
35	41 PESCE	Emidio	32.215
36	15 BUHLER	Léna	32.697

SEG. 3			
1	10 DAVID	Hadrien	37.234
2	26 SAUCY	Grégoire	37.245
3	97 MEGUETOUNIF	Sami	37.364
4	5 PASMA	Patrik	37.415
5	6 HADJAR	Isack	37.422
6	35 DELLI GUANTI	Pietro	37.466
7	17 BEGANOVIC	Dino	37.477
8	1 ARON	Paul	37.536
9	43 COLAPINTO	Franco	37.559
10	22 MALONEY	Zane	37.560
11	46 MINI	Gabriele	37.569
12	19 ROSSO	Andrea	37.594
13	85 BORTOLETO	Gabriel	37.608
14	8 ALATALO	William	37.627
15	51 PIZZI	Francesco	37.634
16	27 HAVERKORT	Kas	37.635
17	11 PETECOF	Gianluca	37.644
18	21 QUINN	Alex	37.648
19	12 VIDALES	David	37.693
20	77 VAN'T HOFF	Dilano	37.700
21	64 BOYA	Mari	37.731
22	62 FLUXA	Lorenzo	37.749
23	30 BELOV	Michael	37.758
24	25 BARDINON	Alexandre	37.767
25	33 COHEN	Ido	37.784
26	14 MARINANGELI	Nicola	37.831
27	91 BARRICHELLO	Eduardo	37.832
28	2 GOHLER	Nico	37.850
29	96 GOETHE	Oliver	37.896
30	99 GARFIAS	José	37.954
31	7 GNOS	Axel	38.008
32	41 PESCE	Emidio	38.054
33	13 FERATI	Jasin	38.129
34	15 BUHLER	Léna	38.365
35	16 SMITH	Tommy	38.378
36	89 DEUKMEDJIAN	Arias	38.556





ACI Racing Weekend Mugello, 09-10 Ottobre 2021

Ideal Time Collective Test 1

Aut.Int. Mugello 5.245 m

1 / 2

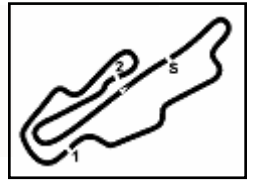
No.	Driver	Car	Seg. 1	Seg. 2	Seg. 3	Ideal Time		
			Diff. 1	Diff. 2	Diff. 3	Best Lap	Pos.	Diff.
1	10 DAVID H. (FRA)	Formula Alpine	36.729	30.645	37.234	1'44.608		
2	26 SAUCY G. (CHE)	Formula Alpine	36.861 +0.083	30.575	37.245	1'44.681	1	
3	6 HADJAR I. (FRA)	Formula Alpine	36.716	30.594 +0.155	37.422 +0.017	1'44.732	2	0.083
4	64 BOYA M. (ESP)	Formula Alpine	36.784 +0.212	30.458	37.731 +0.191	1'44.973	3	0.172
5	97 MEGUETOUNIF S. (FRA)	Formula Alpine	36.961	30.796	37.364	1'45.121	6	0.403
6	5 PASMA P. (FIN)	Formula Alpine	36.839	30.913	37.415	1'45.121	4	
7	17 BEGANOVIC D. (SWE)	Formula Alpine	36.983 +0.070	30.786	37.477 +0.183	1'45.167	5	
8	35 DELLI GUANTI P. (ITA)	Formula Alpine	36.814	30.978 +0.081	37.466 +0.222	1'45.246	8	0.253
9	1 ARON P. (EST)	Formula Alpine	36.910	30.969 +0.094	37.536 +0.069	1'45.258	9	0.303
10	33 COHEN I. (ISR)	Formula Alpine	36.785	30.913	37.784 +0.174	1'45.415	11	0.163
11	22 MALONEY Z. (BAR)	Formula Alpine	36.868	31.057	37.560	1'45.482	13	0.174
12	43 COLAPINTO F. (ARG)	Formula Alpine	36.974	30.961 +0.211	37.559	1'45.485	7	
13	85 BORTOLETO G. (BRA)	Formula Alpine	36.874 +0.111	31.014	37.608 +0.101	1'45.494	15	0.211
14	46 MINI G. (ITA)	Formula Alpine	36.939	31.060	37.569	1'45.496	16	0.212
15	21 QUINN A. (GBR)	Formula Alpine	37.050	30.906 +0.108	37.648	1'45.568	10	
16	12 VIDALES D. (ESP)	Formula Alpine	36.807	31.115	37.693 +0.122	1'45.604	17	0.108
17	27 HAVERKORT K. (NED)	Formula Alpine	36.954	31.031	37.635	1'45.712	18	0.122
18	62 FLUXA L. (ESP)	Formula Alpine	37.067	30.875	37.749	1'45.615	12	
19	11 PETECOF G. (BRA)	Formula Alpine	37.068	31.072	37.644	1'45.737	14	
20	51 PIZZI F. (ITA)	Formula Alpine	37.171 +0.292	31.010	37.634	1'45.620	19	
21	8 ALATALO W. (FIN)	Formula Alpine	37.091 +0.017	31.104 +0.020	37.627	1'45.784	22	0.292
22	19 ROSSO A. (ITA)	Formula Alpine	37.420	30.980	37.594	1'45.815	20	0.037
23	77 VAN'T HOFF D. (NED)	Formula Alpine	37.075	31.333 +0.024	37.700	1'45.822	21	
24	25 BARDINON A. (FRA)	Formula Alpine	37.109	31.288	37.767	1'45.859	23	0.024
25	14 MARINANGELI N. (ITA)	Formula Alpine	37.135 +0.383	31.206	37.831	1'45.994	24	
26	2 GOHLER N. (GER)	Formula Alpine	37.207 +0.345	31.134	37.850	1'46.108	25	0.024
27	96 GOETHE O. (DNK)	Formula Alpine	37.195	31.195	37.896	1'46.132	23	0.024
28	7 GNOS A. (CHE)	Formula Alpine	37.361	31.279	38.008	1'46.164	24	
29	91 BARRICHELLO E. (BRA)	Formula Alpine	37.426	31.461	37.832	1'46.164	24	
30	16 SMITH T. (AUS)	Formula Alpine	37.816	31.155 +0.440	38.378	1'46.172	27	0.383
31	99 GARFIAS J. (MEX)	Formula Alpine	37.732	31.722	37.954 +0.123	1'46.555	26	0.345
32	13 FERATI J. (CHE)	Formula Alpine	37.832	31.800	38.129	1'46.191	26	0.345
33	30 BELOV M. (RUS)	Formula Alpine	39.196 +1.708	30.878 +0.382	37.758	1'46.536	26	0.345
						1'46.286	25	
						1'46.286	25	
						1'46.648	28	
						1'46.648	28	
						1'46.719	29	
						1'46.719	29	
						1'47.349	32	0.440
						1'47.349	32	0.440
						1'47.408	30	0.123
						1'47.531	30	0.123
						1'47.761	31	
						1'47.761	31	
						1'47.832	35	2.090
						1'49.922	35	2.090

08/10/2021



Powered by FICR PERUGIA TIMING





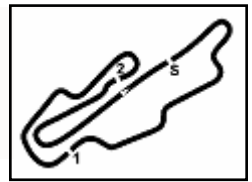
ACI Racing Weekend Mugello, 09-10 Ottobre 2021

Ideal Time Collective Test 1

 Aut.Int. Mugello 5.245 m
2 / 2

No.	Driver	Car	Seg. 1	Seg. 2	Seg. 3	Ideal Time		
			Diff. 1	Diff. 2	Diff. 3	Best Lap	Pos.	Diff.
34	41 PESCE E. (ITA)	Formula Alpine	37.694	32.215 +0.129	38.054	1'47.963		
35	89 DEUKMEDJIAN A. (USA)	Formula Alpine	38.216	31.490	38.556	1'48.262	33	0.129
36	15 BUHLER L. (CHE)	Formula Alpine	38.982	32.697 +0.013	38.365	1'50.044	34	
						1'48.262	36	0.013
Overall Ideal Time			36.716	36.716	30.458 37.234	1'44.408		





Aut.Int. Mugello 5.245 m

1 / 7

ACI Racing Weekend Mugello, 09-10 Ottobre 2021
Chronological Analysis Collective Test 1
1 P. ARON (1'45.578)

Lap	Seg.1	Seg.2	Seg.3	Lap Time	km/h	Local Time
1						10:22'11.340
2	1'02.714	42.970	9'33.566	11'19.250P	132,7	10:33'30.590
3	1'12.867	38.675	41.210	2'32.752P	127,5	10:36'03.342
4	46.168	36.178	39.368	2'01.714	221,8	10:38'05.056
5	43.812	34.000	38.671	1'56.483	224,1	10:40'01.539
6	42.219	32.630	38.191	1'53.400	227,4	10:41'54.579
7	40.855	32.124	6'00.961	7'13.940P	226,4	10:49'08.519
8	53.005	32.991	46.941	2'12.937P	159,3	10:51'21.456
9	40.630	31.888	37.987	1'50.505	229,8	10:53'11.961
10	39.974	31.553	37.894	1'49.421	228,3	10:55'01.382
11	38.395	31.049	37.703	1'47.147	229,3	10:56'48.529
12	4'16.301			7'08.022P	235,3	11:03'56.551
13	51.892	32.229	37.915	2'02.036P	166,4	11:05'58.587
14	38.586	31.731	39.918	1'50.235	228,8	11:07'48.822
15	37.406	30.969	38.185	1'46.560	231,3	11:09'35.382
16	37.411	31.292	37.536	1'46.239	228,8	11:11'21.621
17	36.910	31.063	37.605	1'45.578	230,3	11:13'07.199

17	52.370	32.551	44.492	2'09.413P	171,4	11:04'18.307
18	37.998	31.210	38.889	1'48.097	233,3	11:06'06.404
19	38.921	31.591	37.819	1'48.331	234,3	11:07'54.735
20	37.287	31.355	37.795	1'46.437	233,3	11:09'41.172
21	38.463	31.447	37.886	1'47.796	239,5	11:11'28.968
22	36.839	30.913	37.415	1'45.167	233,3	11:13'14.135

6 I. HADJAR (1'44.904)

Lap	Seg.1	Seg.2	Seg.3	Lap Time	km/h	Local Time
1						10:24'26.845
2	43.683	38.669	44.079	1'58.426	225,0	10:26'25.271
3	50.462	36.123	1'00.191	2'26.776P	228,3	10:28'52.047
4	4'18.324	41.104	42.580	5'42.008P	157,7	10:34'34.055
5	48.617	35.633	39.599	2'03.849	201,1	10:36'37.904
6	43.964	33.860	38.674	1'56.498	224,5	10:38'34.402
7	42.816	33.329	38.798	1'54.943	227,8	10:40'29.345
8	41.383	33.164	38.332	1'52.879	233,3	10:42'22.224
9	40.368	32.778	1'28.364	2'41.510CP	229,3	10:45'03.734
10	7'58.646	39.142	42.825	9'20.613P	127,8	10:54'24.347
11	42.599	35.490	41.558	1'59.647	212,6	10:56'23.994
12	39.639	32.479	1'07.779	2'19.897CP	234,8	10:58'43.891
13	4'13.874	33.121	40.402	5'27.397P	132,0	11:04'11.288
14	38.199	31.552	37.600	1'47.351	230,3	11:05'58.639
15	37.668	31.112	37.553	1'46.333	232,3	11:07'44.972
16	36.990	30.594	37.736	1'45.320	231,8	11:09'30.292
17	36.857	30.814	37.422	1'45.093	231,3	11:11'15.385
18	36.716	30.749	37.439	1'44.904	229,8	11:13'00.289

2 N. GOHLER (1'46.536)

Lap	Seg.1	Seg.2	Seg.3	Lap Time	km/h	Local Time
1						10:22'49.207
2	58.736	41.245	41.379	2'21.360P	142,1	10:25'10.567
3	44.118	36.826	40.979	2'01.923	227,8	10:27'12.490
4	43.076	36.328	40.960	2'00.364	225,9	10:29'12.854
5	43.467	36.025	41.645	2'01.137	223,6	10:31'13.991
6	44.244	36.759	3'41.984	5'02.987P	223,6	10:36'16.978
7	55.845	35.951	40.729	2'12.525P	169,0	10:38'29.503
8	43.300	34.847	41.296	1'59.443	221,3	10:40'28.946
9	44.826	34.605	7'47.754	9'07.185P	225,5	10:49'36.131
10	1'01.622	39.561	41.445	2'22.628P	135,5	10:51'58.759
11	43.870	33.773	38.510	1'56.153	197,4	10:53'54.912
12	40.849	32.279	38.466	1'51.594	229,3	10:55'46.506
13	40.128	31.854	38.309	1'50.291C	231,8	10:57'36.797
14	55.616	41.552	3'18.610	4'55.778P	165,1	11:02'32.575
15	48.688	32.574	41.188	2'02.450P	172,0	11:04'35.025
16	39.168	32.040	38.097	1'49.305	233,3	11:06'24.330
17	38.443	33.112	38.416	1'49.971	235,3	11:08'14.301
18	37.680	31.339	37.999	1'47.018	232,8	11:10'01.319
19	37.552	31.134	37.850	1'46.536	231,8	11:11'47.855
20	37.207	31.377	37.959	1'46.543	232,8	11:13'34.398

7 A. GNOS (1'46.648)

Lap	Seg.1	Seg.2	Seg.3	Lap Time	km/h	Local Time
1						10:22'37.268
2	1'00.543	41.846	44.551	2'26.940P	154,7	10:25'04.208
3	43.982	37.252	41.522	2'02.756	230,3	10:27'06.964
4	42.296	35.019	3'08.701	4'26.016P	230,3	10:31'32.980
5	1'15.159	42.961	45.344	2'43.464P	138,8	10:34'16.444
6	48.286	39.346	41.579	2'09.211	220,0	10:36'25.655
7	44.776	36.934	39.972	2'01.682	225,5	10:38'27.337
8	43.060	34.486	39.169	1'56.715	226,9	10:40'24.052
9	42.145	33.080	39.321	1'54.546	230,8	10:42'18.598
10	40.839	33.183	5'52.747	7'06.769P	234,8	10:49'25.367
11	55.251	38.395	40.314	2'13.960P	151,5	10:51'39.327
12	42.347	35.192	2'18.952	3'36.491P	236,3	10:55'15.818
13	1'15.006	42.356	5'15.988	7'13.350P	111,8	11:02'29.168
14	53.972	37.689	43.860	2'15.521P	165,1	11:04'44.689
15	40.889	34.604	38.825	1'54.318	229,8	11:06'39.007
16	38.603	31.623	38.013	1'48.239	232,3	11:08'27.246
17	37.361	31.279	38.008	1'46.648	234,8	11:10'13.894
18	37.538	31.532	39.265	1'48.335	232,3	11:12'02.229

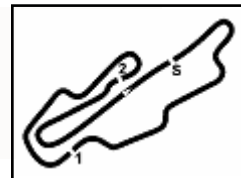
8 W. ALATALO (1'45.859)

Lap	Seg.1	Seg.2	Seg.3	Lap Time	km/h	Local Time
1						10:22'19.062
2	1'01.821	42.972	3'00.287	4'45.080P	135,8	10:27'04.142
3	1'15.059	40.070	41.763	2'36.892P	132,0	10:29'41.034
4	49.805	36.301	40.448	2'06.554	224,1	10:31'47.588
5	46.290	34.415	39.240	1'59.945	225,5	10:33'47.533
6	44.467	34.205	38.725	1'57.397	227,4	10:35'44.930
7	43.908	34.429	38.934	1'57.271	226,9	10:37'42.201
8	42.769	32.248	38.221	1'53.238	228,8	10:39'35.439
9	41.788	32.008	37.889	1'51.685	229,3	10:41'27.124
10	42.262	32.497	38.118	1'52.877	234,3	10:43'20.001

08/10/2021

P = Pits In/Out - C = Lap Time Cancelled





Aut.Int. Mugello 5.245 m

2 / 7

ACI Racing Weekend Mugello, 09-10 Ottobre 2021

Chronological Analysis Collective Test 1

Lap	Seg.1	Seg.2	Seg.3	Lap Time	km/h	Local Time
11	43.766	37.076	4'34.235	5'55.077P	230,3	10:49'15.078
12	1'00.717	33.668	40.577	2'14.962P	127,2	10:51'30.040
13	40.185	31.735	37.754	1'49.674	232,3	10:53'19.714
14	39.335	31.229	37.638	1'48.202	232,3	10:55'07.916
15	38.710	31.166	37.678	1'47.554	230,8	10:56'55.470
16	38.765	32.951	4'14.676	5'26.392P	234,8	11:02'21.862
17	50.829	32.277	39.838	2'02.944P	144,0	11:04'24.806
18	38.615	31.706	41.699	1'52.020	234,3	11:06'16.826
19	37.651	31.104	37.788	1'46.543	228,8	11:08'03.369
20	37.108	31.124	37.627	1'45.859	230,8	11:09'49.228
21	37.223	32.134	38.417	1'47.774	231,8	11:11'37.002
22	37.091	31.176	37.908	1'46.175	231,3	11:13'23.177

10 H. DAVID (1'44.608)

Lap	Seg.1	Seg.2	Seg.3	Lap Time	km/h	Local Time
1		38.295	40.657	122,4		10:24'19.695
2	42.150	35.131	39.826	1'57.107	227,4	10:26'16.802
3	41.688	34.523	40.273	1'56.484	227,4	10:28'13.286
4	41.883	35.216	40.698	1'57.797	227,4	10:30'11.083
5	46.255	44.651	1'04.922	2'35.828P	225,9	10:32'46.911
6	4'08.155	38.444	41.214	5'27.813P	137,1	10:38'14.724
7	44.508	35.954	39.826	2'00.288	226,9	10:40'15.012
8	42.680	34.092	38.548	1'55.320	228,3	10:42'10.332
9	41.606	32.814	1'09.294	2'23.714CP	228,3	10:44'34.046
10	7'09.103	36.323	39.128	8'24.554P	140,1	10:52'58.600
11	41.117	32.538	37.935	1'51.590	229,3	10:54'50.190
12	39.233	31.591	37.508	1'48.332	229,3	10:56'38.522
13	38.420	35.320	1'20.561	2'34.301CP	235,8	10:59'12.823
14	3'41.383	31.915	37.615	4'50.913P	123,1	11:04'03.736
15	37.862	31.057	37.311	1'46.230	231,3	11:05'49.966
16	37.730	30.804	37.477	1'46.011	230,3	11:07'35.977
17	37.068	30.849	37.357	1'45.274	231,3	11:09'21.251
18	37.011	30.802	37.257	1'45.070	231,3	11:11'06.321
19	36.729	30.645	37.234	1'44.608	231,8	11:12'50.929

11 G. PETECOF (1'45.784)

Lap	Seg.1	Seg.2	Seg.3	Lap Time	km/h	Local Time
1						10:22'47.691
2	57.662	41.973	42.337	2'21.972P	154,7	10:25'09.663
3	43.545	36.314	40.344	2'00.203	224,5	10:27'09.866
4	42.496	35.403	39.879	1'57.778	228,8	10:29'07.644
5	42.111	34.915	6'46.661	8'03.687P	225,5	10:37'11.331
6	1'19.391	44.365	43.134	2'46.890P	127,5	10:39'58.221
7	50.906	44.755	54.217	2'29.878	183,4	10:42'28.099
8	43.899	40.033	5'42.325	7'06.257P	232,3	10:49'34.356
9	54.187	35.328	41.348	2'10.863P	149,4	10:51'45.219
10	41.404	33.076	38.061	1'52.541	234,3	10:53'37.760
11	39.240	32.514	37.816	1'49.570	232,3	10:55'27.330
12	38.853	31.885	37.970	1'48.708	232,8	10:57'16.038
13	45.337	34.541	4'41.779	6'01.657P	236,3	11:03'17.695
14	49.975	33.350	42.860	2'06.185P	162,7	11:05'23.880
15	38.314	31.733	38.333	1'48.380	231,3	11:07'12.260
16	37.732	31.385	37.863	1'46.980	231,8	11:08'59.240
17	37.290	31.397	38.190	1'46.877	233,8	11:10'46.117
18	37.068	31.072	37.644	1'45.784	231,3	11:12'31.901

12 D. VIDALES (1'45.737)

Lap	Seg.1	Seg.2	Seg.3	Lap Time	km/h	Local Time
1						10:22'13.601
2	1'05.986	44.167	8'57.788	10'47.941P	121,9	10:33'01.542
3	1'27.592	43.293	46.106	2'56.991P	105,4	10:35'58.533

08/10/2021

P = Pits In/Out - C = Lap Time Cancelled

13 J. FERATI (1'47.761)

Lap	Seg.1	Seg.2	Seg.3	Lap Time	km/h	Local Time
1						10:22'51.633
2	59.845	43.163	1'42.433	3'25.441P	132,8	10:26'17.074
3	55.124	40.380	41.281	2'16.785P	161,0	10:28'33.859
4	43.795	37.202	40.460	2'01.457	224,1	10:30'35.316
5	43.126	36.324	40.306	1'59.756	224,5	10:32'35.072
6	43.206	36.737	40.559	2'00.502	222,7	10:34'35.574
7	43.240	36.405	40.804	2'00.449	224,5	10:36'36.023
8	43.487	38.667	40.794	2'02.948	221,3	10:38'38.971
9	42.886	35.781	9'40.963	10'59.630P	223,6	10:49'38.601
10	59.441	41.813	44.152	2'25.406P	150,6	10:52'04.007
11	43.867	37.314	39.876	2'01.057	216,4	10:54'05.064
12	42.215	33.464	38.608	1'54.287	226,4	10:55'59.351
13	39.978	33.761	6'01.761	7'15.500P	230,3	11:03'14.851
14	50.398	34.133	38.628	2'03.159P	169,0	11:05'18.010
15	39.787	32.701	38.155	1'50.643	229,3	11:07'08.653
16	38.499	32.055	38.195	1'48.749	227,8	11:08'57.402
17	37.972	32.266	39.772	1'50.010	230,8	11:10'47.412
18	37.832	31.800	38.129	1'47.761	236,3	11:12'35.173

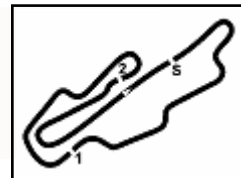
14 N. MARINANGELI (1'46.555)

Lap	Seg.1	Seg.2	Seg.3	Lap Time	km/h	Local Time
1						10:22'20.568
2	1'02.187	43.002	3'57.472	5'42.661P	134,2	10:28'03.229
3	57.051	42.085	41.630	2'20.766P	151,0	10:30'23.995
4	43.593	37.184	40.479	2'01.256	226,9	10:32'25.251
5	43.334	35.141	40.077	1'58.552	224,5	10:34'23.803
6	42.165	35.675	39.803	1'57.643	228,3	10:36'21.446
7	42.541	34.605	2'09.326	3'26.472P	224,5	10:39'47.918
8	1'12.740	40.193	44.702	2'37.635P	143,8	10:42'25.553
9	43.838	38.627	5'29.353	6'51.818P	226,9	10:49'17.371
10	59.405	34.813	40.010	2'14.228P	125,6	10:51'31.599
11	41.041	33.509	38.557	1'53.107	234,8	10:53'24.706
12	40.320	32.302	37.999	1'50.621	228,8	10:55'15.327
13	47.037	32.220	37.849	1'57.106	230,8	10:57'12.433
14	41.506	37.739	3'51.295	5'10.540P	235,8	11:02'22.973
15	52.560	32.740	43.310	2'08.610P	140,4	11:04'31.583
16	38.605	32.271	39.175	1'50.051	234,3	11:06'21.634
17	38.878	31.704	38.170	1'48.752	228,3	11:08'10.386
18	37.688	31.423	37.861	1'46.972	230,8	11:09'57.358
19	37.518	31.206	37.831	1'46.555	232,3	11:11'43.913
20	37.135	31.749	37.981	1'46.865	234,3	11:13'30.778



Powered by FICR PERUGIA TIMING





ACI Racing Weekend Mugello, 09-10 Ottobre 2021

Chronological Analysis Collective Test 1

9	44.042	37.830	4'31.756	5'53.628P	221,3	10:49'23.965
10	54.421	34.552	44.313	2'13.286P	155,6	10:51'37.251
11	40.406	32.351	39.854	1'52.611	234,3	10:53'29.862
12	39.414	31.815	38.097	1'49.326	232,8	10:55'19.188
13	40.886	32.601	38.207	1'51.694	231,8	10:57'10.882
14	42.270	37.691	3'55.553	5'15.514P	237,4	11:02'26.396
15	48.364	32.145	42.798	2'03.307P	162,2	11:04'29.703
16	37.909	32.142	37.960	1'48.011	232,8	11:06'17.714
17	37.703	31.674	38.164	1'47.541	234,3	11:08'05.255
18	38.848	33.217	38.366	1'50.431	232,3	11:09'55.686
19	37.307	31.493	37.935	1'46.735	233,8	11:11'42.421
20	37.195	31.195	37.896	1'46.286	233,3	11:13'28.707

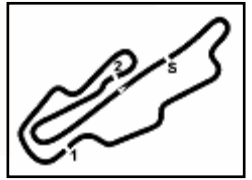
97 S. MEGUETOUNIF (1'45.121)

Lap	Seg.1	Seg.2	Seg.3	Lap Time	km/h	Local Time
1		39.209	41.322		117,5	10:24'28.211
2	42.812	35.142	41.047	1'59.001	227,8	10:26'27.212
3	42.115	33.839	41.145	1'57.099	229,8	10:28'24.311
4	42.357	34.016	40.327	1'56.700	227,8	10:30'21.011
5	42.268	34.290	40.963	1'57.521	226,9	10:32'18.532
6	44.377	36.648	1'25.677	2'46.702P	223,1	10:35'05.234
7	7'43.502	42.063	1'14.577	9'40.142CP	110,3	10:44'45.376
8	7'38.488	40.237	41.269	8'59.994P	114,7	10:53'45.370
9	41.304	32.898	42.808	1'57.010	216,4	10:55'42.380
10	39.172	32.168	38.474	1'49.814C	229,3	10:57'32.194
11	51.721	40.513	1'05.832	2'38.066CP	180,3	11:00'10.260
12	2'48.255	34.669	39.461	4'02.385P	132,8	11:04'12.645
13	38.232	31.643	37.688	1'47.563	235,8	11:06'00.208
14	38.018	31.189	37.610	1'46.817	230,8	11:07'47.025
15	37.234	31.083	38.237	1'46.554	231,8	11:09'33.579
16	38.523	33.514	39.001	1'51.038	227,4	11:11'24.617
17	36.961	30.796	37.364	1'45.121	231,3	11:13'09.738

99 J. GARFIAS (1'47.531)

Lap	Seg.1	Seg.2	Seg.3	Lap Time	km/h	Local Time
1						10:23'22.190
2	1'02.646	45.347	46.189	2'34.182P	112,2	10:25'56.372
3	45.707	40.192	42.118	2'08.017	227,4	10:28'04.389
4	42.570	39.248	4'47.899	6'09.717P	231,3	10:34'14.106
5	1'14.590	40.181	42.888	2'37.659P	118,8	10:36'51.765
6	47.764	37.575	40.587	2'05.926	188,8	10:38'57.691
7	45.265	34.332	40.176	1'59.773	219,5	10:40'57.464
8	42.857	33.451	38.890	1'55.198	235,3	10:42'52.662
9	41.588	44.689	5'49.944	7'16.221P	231,3	10:50'08.883
10	54.751	34.547	38.890	2'08.188P	141,5	10:52'17.071
11	42.911	33.267	39.121	1'55.299	230,8	10:54'12.370
12	39.746	32.082	37.954	1'49.782	232,3	10:56'02.152
13	38.642	32.509	5'51.704	7'02.855P	235,3	11:03'05.007
14	52.949	33.661	38.904	2'05.514P	132,5	11:05'10.521
15	38.968	32.355	38.063	1'49.386	232,8	11:06'59.907
16	37.732	31.722	38.077	1'47.531	234,3	11:08'47.438
17	37.870	32.027	37.987	1'47.884	235,8	11:10'35.322
18	38.003	35.573	56.817	2'10.393P	235,8	11:12'45.715





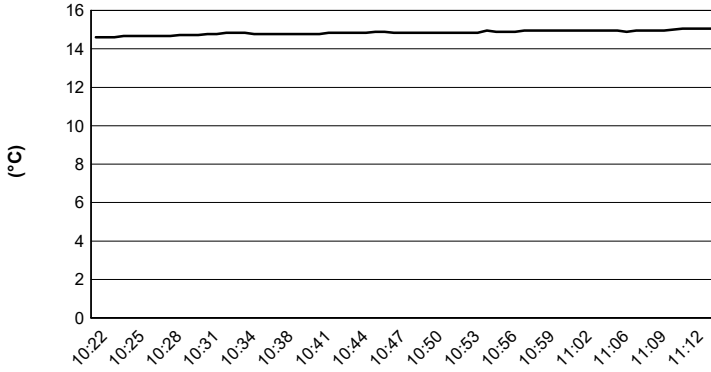
Aut.Int. Mugello 5.245 m

ACI Racing Weekend Mugello, 09-10 Ottobre 2021

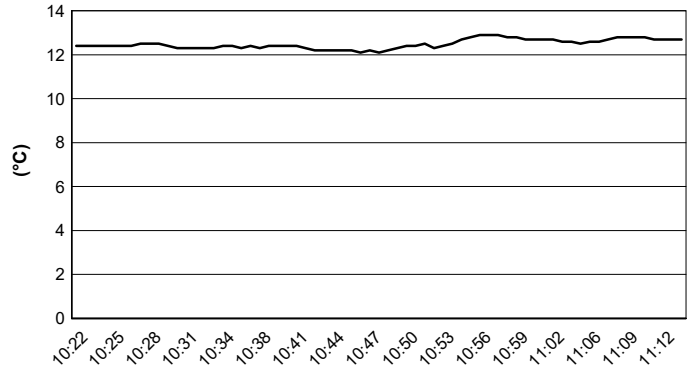
Weather Report Collective Test 1

Session started 10:22 - Session ended 11:14

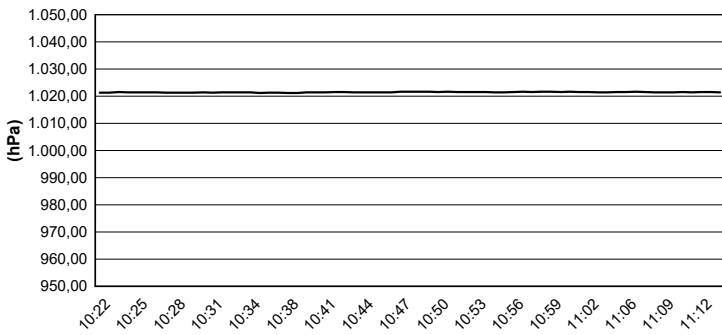
Air Temperature



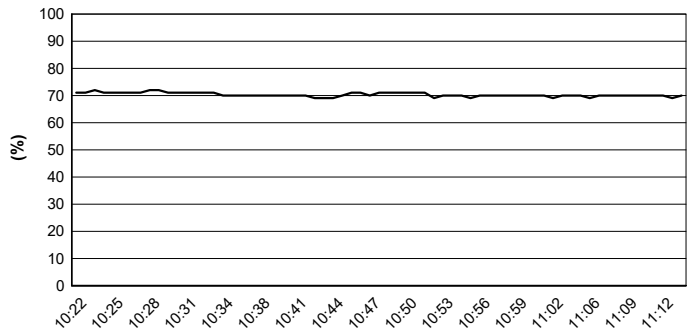
Track Temperature



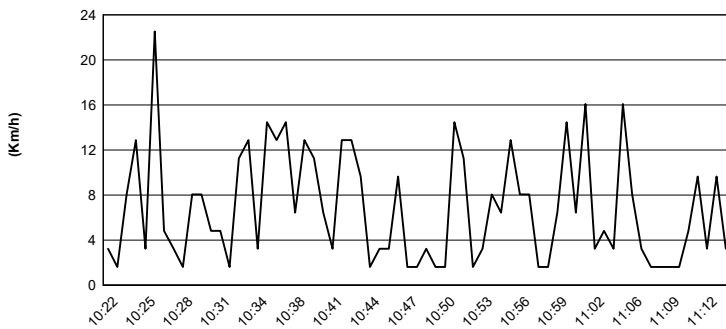
Air Pressure



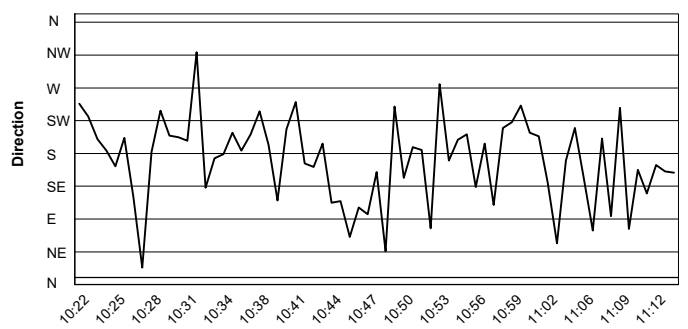
Humidity



Wind Speed



Wind Direction



08/10/2021

