

Red Bull Ring
Formula Regional Championship by Alpine
Collective Test 1
Provisional Results

Clas	Nº	Driver	Nat	Cat	Clas	Team	Nat	Vehicle	Laps	Best	Time	Gap	Interval	Km/h
1	70	Tim Tramnitz	GER	R	1	TRIDENT	ITA	Formula Alpine	17	3	1:29.470			173.7
2	3	Paul Aron	EST			PREMA RACING	ITA	Formula Alpine	18	5	1:29.991	0.521	0.521	172.7
3	9	Francesco Braschi	ITA	R	2	FA RACING	ESP	Formula Alpine	17	4	1:30.032	0.562	0.041	172.6
4	18	Dino Beganovic	SWE			PREMA RACING	ITA	Formula Alpine	16	4	1:30.103	0.633	0.071	172.5
5	4	Roman Bilinski	POL	R	3	TRIDENT	ITA	Formula Alpine	16	4	1:30.184	0.714	0.081	172.3
6	12	Victor Bernier	FRA	R	4	FA RACING	ESP	Formula Alpine	18	4	1:30.188	0.718	0.004	172.3
7	65	Owen Tangavelou	FRA	R	5	RPM	ITA	Formula Alpine	17	5	1:30.212	0.742	0.024	172.3
8	77	Dilano Van 'T Hoff	NLD			MP MOTORSPORT	NLD	Formula Alpine	14	4	1:30.278	0.808	0.066	172.1
9	26	Hadrien David	FRA			R-ACE GP	FRA	Formula Alpine	17	4	1:30.381	0.911	0.103	171.9
10	85	Gabriel Bortoleto	BRA			R-ACE GP	FRA	Formula Alpine	18	5	1:30.555	1.085	0.174	171.6
11	72	Leonardo Fornaroli	ITA	R	6	TRIDENT	ITA	Formula Alpine	18	5	1:30.670	1.200	0.115	171.4
12	8	Matias Zagazeta	PER	R	7	G4 RACING	CHE	Formula Alpine	20	3	1:30.884	1.414	0.214	171.0
13	17	Sami Meguetounif	FRA	R	8	MP MOTORSPORT	NLD	Formula Alpine	17	5	1:30.953	1.483	0.069	170.9
14	58	Sebastian Montoya	COL	R	9	PREMA RACING	ITA	Formula Alpine	18	4	1:31.131	1.661	0.178	170.5
15	21	Piotr Wisnicki	POL	R	10	KIC MOTORSPORT	FIN	Formula Alpine	17	4	1:31.204	1.734	0.073	170.4
16	30	Mari Boya	ESP			MP MOTORSPORT	NLD	Formula Alpine	14	5	1:31.215	1.745	0.011	170.4
17	55	Pierre-Louis Chovet	FRA			RPM	ITA	Formula Alpine	20	4	1:31.370	1.900	0.155	170.1
18	6	Pietro Armani	ITA	R	11	MONOLITE RACING	ITA	Formula Alpine	19	5	1:31.393	1.923	0.023	170.0
19	68	Santiago Ramos	MEX	R	12	KIC MOTORSPORT	FIN	Formula Alpine	20	5	1:31.441	1.971	0.048	169.9
20	7	Gillian Henrion	FRA			G4 RACING	CHE	Formula Alpine	17	5	1:31.448	1.978	0.007	169.9
21	88	Hamda Al Qubaisi	ARE			PREMA RACING	ITA	Formula Alpine	18	3	1:31.894	2.424	0.446	169.1
22	35	Nicolas Baptiste	COL	R	13	FA RACING	ESP	Formula Alpine	18	4	1:31.992	2.522	0.098	168.9
23	5	Maceo Capietto	FRA	R	14	MONOLITE RACING	ITA	Formula Alpine	19	3	1:32.293	2.823	0.301	168.4
24	19	Noel Leon	MEX	R	15	ARDEN	GBR	Formula Alpine	20	3	1:32.312	2.842	0.019	168.3
25	91	Eduardo Barrichello	BRA			ARDEN	GBR	Formula Alpine	19	3	1:32.646	3.176	0.334	167.7
26	24	Nicola Marinangelli	ITA			MONOLITE RACING	ITA	Formula Alpine	16	2	1:32.986	3.516	0.340	167.1
27	46	Gabriele Mini	ITA			ART GRAND PRIX	FRA	Formula Alpine	20	4	1:33.126	3.656	0.140	166.9
28	13	Joshua Dufek	CHE	R	16	VAN AMERSFOORT RACING	NLD	Formula Alpine	16	3	1:33.289	3.819	0.163	166.6
29	22	Tereza Babickova	CZE			G4 RACING	CHE	Formula Alpine	16	3	1:33.661	4.191	0.372	165.9
30	42	Laurens Van Hoepen	NLD	R	17	ART GRAND PRIX	FRA	Formula Alpine	20	3	1:35.017	5.547	1.356	163.6
31	64	Esteban Masson	FRA	R	18	ART GRAND PRIX	FRA	Formula Alpine	20	3	1:35.436	5.966	0.419	162.8
32	27	Kas Haverkort	NLD			VAN AMERSFOORT RACING	NLD	Formula Alpine	16	3	1:35.672	6.202	0.236	162.4
33	28	Sebastian Ogaard	DNK			KIC MOTORSPORT	FIN	Formula Alpine	18	3	1:36.134	6.664	0.462	161.6
34	10	Joshua Durksen	GBR	R	19	ARDEN	GBR	Formula Alpine	18	10	1:38.952	9.482	2.818	157.0
35	11	Levente Revesz	HUN			VAN AMERSFOORT RACING	NLD	Formula Alpine	14	11	1:39.646	10.176	0.694	156.0
36	16	Lorenzo Fluxa	ESP			R-ACE GP	FRA	Formula Alpine	2	2	2:13.105	43.635	33.459	116.7

* PENALTIES

CARS #3- #6- #8- #10- #12- #22- #24- #26- #35- #58- #68- #77 SOME LAP TIMES DELETED DUE TO TRACKLIMITS


Published at:.....

Track Temp: 17.0 °C Air Temp: 14.6 °C Humidity: 84 % Track Status: WET

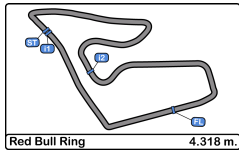
Stewards:

Race Director:

Timekeeper:



Luis Angel Garcia Nuñez
JOB/I-0030-ESP



Red Bull Ring
Formula Regional Championship by Alpine
Collective Test 1
Provisional Results by Category

Clas	Nº	Driver	Nat	Cat	Clas	Team	Nat	Vehicle	Laps	Best	Time	Gap	Interval	Km/h
1	3	Paul Aron				PREMA RACING		Formula Alpine	18	5	1:29.991			172.7
2	18	Dino Beganovic				PREMA RACING		Formula Alpine	16	4	1:30.103	0.112	0.112	172.5
3	77	Dilano Van 'T Hoff				MP MOTORSPORT		Formula Alpine	14	4	1:30.278	0.287	0.175	172.1
4	26	Hadrien David				R-ACE GP		Formula Alpine	17	4	1:30.381	0.390	0.103	171.9
5	85	Gabriel Bortoletto				R-ACE GP		Formula Alpine	18	5	1:30.555	0.564	0.174	171.6
6	30	Mari Boya				MP MOTORSPORT		Formula Alpine	14	5	1:31.215	1.224	0.660	170.4
7	55	Pierre-Louis Chovet				RPM		Formula Alpine	20	4	1:31.370	1.379	0.155	170.1
8	7	Gillian Henrion				G4 RACING		Formula Alpine	17	5	1:31.448	1.457	0.078	169.9
9	88	Hamda Al Qubaisi				PREMA RACING		Formula Alpine	18	3	1:31.894	1.903	0.446	169.1
10	91	Eduardo Barrichello				ARDEN		Formula Alpine	19	3	1:32.646	2.655	0.752	167.7
11	24	Nicola Marinangeli				MONOLITE RACING		Formula Alpine	16	2	1:32.986	2.995	0.340	167.1
12	46	Gabriele Mini				ART GRAND PRIX		Formula Alpine	20	4	1:33.126	3.135	0.140	166.9
13	22	Tereza Babickova				G4 RACING		Formula Alpine	16	3	1:33.661	3.670	0.535	165.9
14	27	Kas Haverkort				VAN AMERSFOORT RACING		Formula Alpine	16	3	1:35.672	5.681	2.011	162.4
15	28	Sebastian Ogaard				KIC MOTORSPORT		Formula Alpine	18	3	1:36.134	6.143	0.462	161.6
16	11	Levente Revesz				VAN AMERSFOORT RACING		Formula Alpine	14	11	1:39.646	9.655	3.512	156.0
17	16	Lorenzo Fluxa				R-ACE GP		Formula Alpine	2	2	2:13.105	43.114	33.459	116.7

Rookie

1	70	Tim Tramnitz		R	1	TRIDENT		Formula Alpine	17	3	1:29.470			173.7
2	9	Francesco Braschi		R	2	FA RACING		Formula Alpine	17	4	1:30.032	0.562	0.562	172.6
3	4	Roman Bilinski		R	3	TRIDENT		Formula Alpine	16	4	1:30.184	0.714	0.152	172.3
4	12	Victor Bernier		R	4	FA RACING		Formula Alpine	18	4	1:30.188	0.718	0.004	172.3
5	65	Owen Tangavelou		R	5	RPM		Formula Alpine	17	5	1:30.212	0.742	0.024	172.3
6	72	Leonardo Fornaroli		R	6	TRIDENT		Formula Alpine	18	5	1:30.670	1.200	0.458	171.4
7	8	Matias Zagazeta		R	7	G4 RACING		Formula Alpine	20	3	1:30.884	1.414	0.214	171.0
8	17	Sami Meguetounif		R	8	MP MOTORSPORT		Formula Alpine	17	5	1:30.953	1.483	0.069	170.9
9	58	Sebastian Montoya		R	9	PREMA RACING		Formula Alpine	18	4	1:31.131	1.661	0.178	170.5
10	21	Piotr Wisnicki		R	10	KIC MOTORSPORT		Formula Alpine	17	4	1:31.204	1.734	0.073	170.4
11	6	Pietro Armani		R	11	MONOLITE RACING		Formula Alpine	19	5	1:31.393	1.923	0.189	170.0
12	68	Santiago Ramos		R	12	KIC MOTORSPORT		Formula Alpine	20	5	1:31.441	1.971	0.048	169.9
13	35	Nicolas Baptiste		R	13	FA RACING		Formula Alpine	18	4	1:31.992	2.522	0.551	168.9
14	5	Maceo Capietto		R	14	MONOLITE RACING		Formula Alpine	19	3	1:32.293	2.823	0.301	168.4
15	19	Noel Leon		R	15	ARDEN		Formula Alpine	20	3	1:32.312	2.842	0.019	168.3
16	13	Joshua Dufek		R	16	VAN AMERSFOORT RACING		Formula Alpine	16	3	1:33.289	3.819	0.977	166.6
17	42	Laurens Van Hoepen		R	17	ART GRAND PRIX		Formula Alpine	20	3	1:35.017	5.547	1.728	163.6
18	64	Esteban Masson		R	18	ART GRAND PRIX		Formula Alpine	20	3	1:35.436	5.966	0.419	162.8
19	10	Joshua Durksen		R	19	ARDEN		Formula Alpine	18	10	1:38.952	9.482	3.516	157.0

* PENALTIES

CARS #3- #6- #8- #10- #22- #24- #26- #35- #58- #68- #77 SOME LAP TIMES DELETED DUE TO TRACKLIMITS


Published at:.....

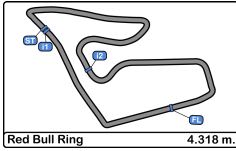
Track Temp: 17.0 °C Air Temp: 14.6 °C Humidity: 84 % Track Status: WET

Stewards:

Race Director:

Timekeeper:

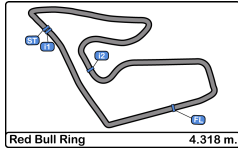
 Luis Angel Garcia Nunez
JOB/I-0030-ESP



Red Bull Ring
Formula Regional Championship by Alpine
Collective Test 1
Lap Analysis

Red Bull Ring 4.318 m.

3 Paul Aron Formula Alpine							5 Maceo Capietto Formula Alpine								
PREMA RACING							Rookie MONOLITE RACING								
Lap	D	Time	Sector 1	Sector 2	Sector 3	T. Spd	Elapsed	Lap	D	Time	Sector 1	Sector 2	Sector 3	T. Spd	Elapsed
1		11:08:04.799	11:06:40.621	51.250	32.928	180.3	11:08:04.799	1		11:08:06.041	11:06:51.670	43.815	30.556	177.9	11:08:06.041
2		1:37.074	24.262	43.996	28.816	219.9	11:09:41.873	2		1:39.098	24.163	43.947	30.988	219.5	11:09:45.139
3		1:31.884	23.159	41.307	27.418	224.5	11:11:13.757	3		1:32.293	23.506	40.729	28.058	221.3	11:11:17.432
4		1:33.920	23.760	41.472	28.688	210.5	11:12:47.677	4		1:32.498	23.273	40.297	28.928	228.3	11:12:49.930
5		1:29.991	22.782	39.970	27.239	229.7	11:14:17.668	5		1:37.692	23.462	41.382	32.848	228.8	11:14:27.622
6		1:47.668 P	22.403	42.973	42.292	232.7	11:16:05.336	6		1:52.399 P	23.286	45.115	43.998	224.0	11:16:20.021
7		11:21.872	10:03.536	46.877	31.459	212.1	11:27:27.208	7		10:12.125	8:43.195	56.129	32.801	175.6	11:26:32.146
8		1:40.300	25.192	44.409	30.699	218.1	11:29:07.508	8		1:40.231	24.730	44.349	31.152	219.5	11:28:12.377
9		1:39.288	24.828	43.960	30.500	218.6	11:30:46.796	9		1:39.491	24.649	44.066	30.776	219.5	11:29:51.868
10		1:38.837	24.683	43.616	30.538	219.0	11:32:25.633	10		1:39.294	24.615	44.072	30.607	219.9	11:31:31.162
11		1:39.205	24.685	43.521	30.999	219.9	11:34:04.838	11		1:39.608	24.605	44.187	30.816	224.0	11:33:10.770
12		1:39.120	24.638	43.761	30.721	220.8	11:35:43.958	12		1:39.637	24.491	44.133	31.013	224.0	11:34:50.407
13		1:39.156	24.602	43.873	30.681	221.7	11:37:23.114	13		1:39.188	24.488	43.964	30.736	224.5	11:36:29.595
14		1:47.570 P	24.692	43.504	39.374	221.7	11:39:10.684	14		1:43.808 P	24.412	44.348	35.048	223.6	11:38:13.403
15		6:58.675	4:43.777	43.823	30.975	218.6	11:45:09.259	15		4:47.619	3:32.490	44.320	30.809	217.7	11:43:01.022
16		4:59.656 P	24.844	48.586	46.226	219.0	11:47:08.915	16		1:39.560	24.779	44.020	30.761	218.6	11:44:40.582
17		6:40.626	5:22.541	44.731	33.354	218.6	11:53:49.541	17		1:48.497 P	24.729	43.923	39.845	219.9	11:46:29.079
18		1:52.637 P	24.964	44.026	43.647	219.9	11:55:42.178	18		7:37.063	6:18.776	44.682	33.605	216.8	11:54:06.142
19		2:06.927 P	24.910	49.893	52.124	220.4	11:56:13.069								
4 Roman Bilinski Formula Alpine							6 Pietro Armani Formula Alpine								
Rookie TRIDENT							Rookie MONOLITE RACING								
Lap	D	Time	Sector 1	Sector 2	Sector 3	T. Spd	Elapsed	Lap	D	Time	Sector 1	Sector 2	Sector 3	T. Spd	Elapsed
1		11:08:07.222	11:06:49.250	46.091	31.881	192.1	11:08:07.222	1		11:08:11.086	11:06:54.435	46.599	30.052	210.9	11:08:11.086
2		1:35.997	23.832	42.625	29.540	219.5	11:09:43.219	2		1:36.582	23.645	42.754	30.183	196.0	11:09:47.668
3		1:31.310	22.724	40.480	28.106	229.2	11:11:14.529	3		1:39.069	26.797	41.545	30.727	203.0	11:11:26.737
4		1:30.184	22.770	40.034	27.380	227.8	11:12:44.713	4		1:31.613	23.641	40.525	27.447	226.4	11:12:58.350
5		1:30.498	22.875	40.151	27.472	226.4	11:14:15.211	5		1:31.393	22.965	40.670	27.758	226.8	11:14:29.743
6		1:53.780 P	22.576	47.668	43.536	227.8	11:16:08.991	6		1:58.508 P	22.924	50.871	44.713	228.8	11:16:28.251
7		18:30.567	17:09.199	48.879	32.489	182.1	11:34:39.558	7		10:25.583	9:02.912	49.802	32.869	175.0	11:26:53.834
8		1:42.436	25.361	45.584	31.491	208.0	11:36:21.994	8		1:45.111	25.378	46.372	33.361	205.7	11:28:38.945
9		1:41.727	24.751	45.486	31.490	219.5	11:38:03.721	9		1:52.950	28.625	50.902	33.423	161.9	11:30:31.895
10		1:41.482	24.995	45.168	31.319	216.8	11:39:45.203	10		1:42.945	24.822	45.255	32.868	220.4	11:32:14.840
11		1:40.144	24.674	44.547	30.923	219.5	11:41:25.347	11		1:41.290	24.875	45.040	31.375	220.8	11:33:56.130
12		1:40.518	24.613	44.865	31.040	220.4	11:43:05.865	12		1:42.455	24.808	44.589	33.058	222.6	11:35:38.585
13		1:51.520 P	24.707	44.631	42.182	219.0	11:46:37.507	13		1:51.895	25.066	47.500	39.329	222.6	11:37:30.480
14		7:27.111	6:06.364	45.338	35.409	211.7	11:54:04.618	14		1:45.089	24.709	48.353	32.027	223.1	11:39:15.569
15		2:07.338 P	25.634	49.982	51.722	205.3	11:56:11.956	15		1:40.679	24.718	44.794	31.167	221.3	11:40:56.248
								16		1:48.444 P	24.646	45.853	37.945	221.3	11:42:44.692
								17		3:50.045 P	2:22.204	45.267	42.574	211.3	11:46:34.737
								18		7:34.410	6:16.421	45.231	32.758	212.5	11:54:09.147
								19		2:10.866 P	24.887	48.936	57.043	216.8	11:56:20.013



Red Bull Ring
Formula Regional Championship by Alpine
Collective Test 1
Lap Analysis

Red Bull Ring 4.318 m.

7

Gillian Henrion

Formula Alpine 9

Francesco Braschi

Formula Alpine

G4 RACING

Rookie

FA RACING

Lap	D	Time	Sector 1	Sector 2	Sector 3	T. Spd	Elapsed	Lap	D	Time	Sector 1	Sector 2	Sector 3	T. Spd	Elapsed
1		11:08:23.712	11:07:07.510	46.147	30.055	174.1	11:08:23.712	1		11:08:14.428	11:06:59.544	45.913	28.971	196.7	11:08:14.428
2		1:35.789	24.489	43.141	28.159	217.7	11:09:59.501	2		1:32.811	23.612	40.975	28.224	224.0	11:09:47.239
3		1:31.867	22.953	41.019	27.895	227.8	11:11:31.368	3		1:36.000	23.168	43.052	29.780	222.6	11:11:23.239
4		1:32.012	23.015	41.070	27.927	226.8	11:13:03.380	4		1:30.032	22.889	40.096	27.047	226.4	11:12:53.271
5		1:31.448	22.839	40.702	27.907	226.8	11:14:34.828	5		1:31.937	23.482	40.629	27.826	226.8	11:14:25.208
6		1:55.967 P	22.667	47.107	46.193	226.4	11:16:30.795	6		1:50.966 P	22.755	45.543	42.668	228.3	11:16:16.174
7		12:50.523	11:21.998	55.974	32.551	133.3	11:29:21.318	7		14:12.939	12:54.454	47.230	31.255	195.2	11:30:29.113
8		1:44.589	25.486	47.601	31.502	210.9	11:31:05.907	8		1:40.200	24.952	44.427	30.821	216.8	11:32:09.313
9		1:41.869	25.033	45.363	31.473	216.4	11:32:47.776	9		1:42.319	24.907	45.113	32.299	216.8	11:33:51.632
10		1:41.735	25.086	45.249	31.400	216.0	11:34:29.511	10		1:40.018	24.802	44.190	31.026	221.7	11:35:31.650
11		1:41.159	24.835	44.879	31.445	218.6	11:36:10.670	11		1:40.723	24.863	44.271	31.589	221.7	11:37:12.373
12		1:41.054	24.848	44.931	31.275	219.9	11:37:51.724	12		1:39.936	24.571	44.162	31.203	222.2	11:38:52.309
13		1:41.119	24.771	45.092	31.256	218.6	11:39:32.843	13		1:42.511	24.807	45.527	32.177	222.2	11:40:34.820
14		1:44.136	24.786	47.920	31.430	219.5	11:41:16.979	14		1:39.975	24.721	44.233	31.021	220.8	11:42:14.795
15		1:41.294	24.786	45.051	31.457	219.9	11:42:58.273	15		1:52.282 P	24.625	44.111	43.546	222.2	11:44:07.077
16		1:41.273	24.815	45.024	31.434	218.6	11:44:39.546	16		10:10.869	8:50.306	45.271	35.292	213.4	11:54:17.946
17		1:53.118 P	24.783	45.913	42.422	219.5	11:46:32.664	17		2:15.995 P	24.973	48.385	1:02.637	219.5	11:56:33.941

8

Matias Zagazeta

Formula Alpine 10

Joshua Durksen

Formula Alpine

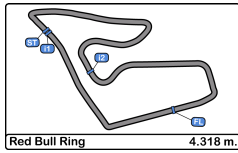
Rookie

G4 RACING

Rookie

ARDEN

Lap	D	Time	Sector 1	Sector 2	Sector 3	T. Spd	Elapsed	Lap	D	Time	Sector 1	Sector 2	Sector 3	T. Spd	Elapsed
1		11:08:24.195	11:07:07.973	46.222	30.000	170.8	11:08:24.195	1		11:07:49.075	11:06:30.938	46.489	31.648	184.6	11:07:49.075
2		4:32.773	23.525	41.373	27.875	224.5	11:09:56.968	2		1:49.159 P	25.948	45.980	37.231	193.5	11:09:38.234
3		1:30.884	22.831	40.579	27.474	227.3	11:11:27.852	3		3:43.567	1:49.961	47.740	35.866	179.1	11:12:51.801
4		1:33.122	22.829	40.846	29.447	229.2	11:13:00.974	4		4:36.738	25.641	42.850	28.247	206.8	11:14:28.539
5		1:32.070	23.287	41.000	27.783	225.9	11:14:33.044	5		2:23.220 P	23.100	1:13.691	46.429	211.7	11:16:51.759
6		1:53.069 P	22.866	46.471	43.732	226.8	11:16:26.113	6		11:44.721	10:25.468	47.580	31.673	188.1	11:28:36.480
7		10:45.109	9:23.310	49.206	32.593	184.3	11:27:11.222	7		1:42.193	26.029	44.856	31.308	197.4	11:30:18.673
8		1:46.206	27.486	46.781	31.939	149.1	11:28:57.428	8		1:39.413	24.745	43.868	30.800	217.7	11:31:58.086
9		1:41.381	25.189	44.835	31.357	216.0	11:30:38.809	9		1:40.100	24.536	44.657	30.907	219.0	11:33:38.186
10		1:40.205	24.856	44.455	30.894	216.8	11:32:19.014	10		1:38.952	24.511	43.755	30.686	220.4	11:35:17.138
11		1:41.551	24.858	45.642	31.051	217.3	11:34:00.565	11		1:38.972	24.536	43.746	30.690	221.3	11:36:56.110
12		1:39.715	24.772	44.021	30.922	219.0	11:35:40.280	12		1:39.333	24.479	43.692	31.162	220.4	11:38:35.443
13		1:39.400	24.607	43.995	30.798	221.3	11:37:19.680	13		4:40.070	24.571	43.828	31.671	220.4	11:40:15.513
14		1:39.282	24.459	43.761	31.062	220.4	11:38:58.962	14		1:44.725 P	24.508	43.797	36.420	220.4	11:42:00.238
15		1:39.012	24.651	43.726	30.635	219.0	11:40:37.974	15		4:04.977	2:45.399	47.665	31.913	148.5	11:46:05.215
16		1:39.305	24.568	43.779	30.958	219.0	11:42:17.279	16		2:02.856 P	25.259	48.851	48.746	170.3	11:48:08.071
17		1:39.315	24.582	43.730	31.003	219.5	11:43:56.594	17		5:35.424	4:20.618	44.037	30.769	214.7	11:53:43.495
18		1:46.379 P	24.742	44.225	37.412	219.9	11:45:42.973	18		1:48.059 P	24.745	43.660	39.654	218.6	11:55:31.554
19		8:41.554	7:23.604	46.248	31.702	189.4	11:54:24.527								
20		2:17.194 P	25.090	44.851	1:07.253	216.0	11:56:41.721								



Red Bull Ring
Formula Regional Championship by Alpine
Collective Test 1
Lap Analysis

11

Levente Revesz

Formula Alpine **13**

Joshua Dufek

Formula Alpine

VAN AMERSFOORT RACING

Rookie

VAN AMERSFOORT RACING

Lap	D	Time	Sector 1	Sector 2	Sector 3	T. Spd	Elapsed	Lap	D	Time	Sector 1	Sector 2	Sector 3	T. Spd	Elapsed
1		11:08:30.406 P	11:07:04.851	48.517	37.038	149.1	11:08:30.406	1		11:08:53.610	11:07:35.857	47.185	30.568	189.4	11:08:53.610
2		3:03.356	1:32.813	57.616	32.927	151.4	11:11:33.762	2		1:39.668	26.060	45.110	28.498	175.0	11:10:33.278
3		1:53.129 P	26.044	47.057	40.028	183.3	11:13:26.891	3		1:33.289	24.061	41.361	27.867	224.0	11:12:06.567
4		14:06.635	12:43.905	50.267	32.463	175.0	11:27:33.526	4		1:50.921 P	26.365	49.117	35.439	165.1	11:13:57.488
5		1:44.137	26.746	45.632	31.759	201.4	11:29:17.663	5		10:18.094	8:54.990	50.523	32.581	194.5	11:24:15.582
6		1:41.240	24.981	45.134	31.125	218.1	11:30:58.903	6		1:39.915	25.178	44.066	30.671	188.1	11:25:55.497
7		1:40.514	24.699	44.809	31.006	218.6	11:32:39.417	7		1:39.553	24.582	44.090	30.881	221.3	11:27:35.050
8		1:40.272	24.555	44.774	30.943	218.6	11:34:19.689	8		1:38.856	24.376	44.028	30.452	222.6	11:29:13.906
9		1:39.867	24.570	44.264	31.033	221.3	11:35:59.556	9		1:38.913	24.335	43.831	30.747	221.7	11:30:52.819
10		1:43.925	24.922	46.939	32.064	221.3	11:37:43.481	10		1:38.936	24.614	43.564	30.758	219.9	11:32:31.755
11		1:39.646	24.566	44.274	30.806	220.8	11:39:23.127	11		1:38.634	24.433	43.478	30.723	222.2	11:34:10.389
12		1:46.352 P	24.373	44.675	37.304	219.9	11:41:09.479	12		1:38.519	24.404	43.456	30.659	223.1	11:35:48.908
13		13:22.469	11:57.302	48.892	36.275	175.3	11:54:31.948	13		1:43.257 P	24.320	43.670	35.267	224.5	11:37:32.165
14		2:18.346 P	25.171	45.137	1:08.038	217.3	11:56:50.294	14		9:39.524 P	8:08.962	47.161	43.401	209.3	11:47:11.689

12

Victor Bernier

Formula Alpine

Lorenzo Fluxa

Formula Alpine

Rookie

FA RACING

Lap	D	Time	Sector 1	Sector 2	Sector 3	T. Spd	Elapsed	Lap	D	Time	Sector 1	Sector 2	Sector 3	T. Spd	Elapsed
1		11:08:16.564	11:07:00.874	46.100	29.590	183.3	11:08:16.564	15		7:10.225	5:49.020	48.655	32.550	217.3	11:54:21.914
2		1:33.335	23.595	42.100	27.640	199.2	11:09:49.899	16		2:17.531 P	24.737	46.412	1:06.382	221.3	11:56:39.445
3		1:35.245	23.418	41.333	30.494	226.4	11:11:25.144	17		17:03.198	15:43.883	47.441	31.874	198.5	11:33:49.524
4		1:30.188	23.060	40.018	27.110	226.4	11:12:55.332	1		11:08:03.238	11:06:46.788	45.040	31.410	184.6	11:08:03.238
5		1:34.033	23.797	41.788	28.448	225.0	11:14:29.365	2		2:13.105 P	30.672	59.441	42.992	129.0	11:10:16.343
6		1:53.393 P	22.665	47.457	43.271	214.7	11:16:22.758	3		1:35.245	23.418	41.333	30.494	226.4	11:11:25.144
7		11:50.561	10:30.389	48.832	31.340	155.1	11:28:13.319	4		1:30.188	23.060	40.018	27.110	226.4	11:12:55.332
8		1:41.647	24.833	45.920	30.894	215.1	11:29:54.966	5		1:34.033	23.797	41.788	28.448	225.0	11:14:29.365
9		1:40.547	24.783	44.674	31.090	216.8	11:31:35.513	6		1:53.393 P	22.665	47.457	43.271	214.7	11:16:22.758
10		1:39.326	24.607	44.018	30.701	218.1	11:33:14.839	7		11:50.561	10:30.389	48.832	31.340	155.1	11:28:13.319
11		1:39.260	24.549	43.953	30.758	223.6	11:34:54.099	8		1:41.647	24.833	45.920	30.894	215.1	11:29:54.966
12		1:44.926 P	24.677	44.074	36.175	221.7	11:36:39.025	9		1:40.547	24.783	44.674	31.090	216.8	11:31:35.513
13		5:34.609	4:16.757	45.702	32.150	157.8	11:42:13.634	10		1:39.326	24.607	44.018	30.701	218.1	11:33:14.839
14		1:39.842	24.456	44.066	31.320	222.2	11:43:53.476	11		1:39.260	24.549	43.953	30.758	223.6	11:34:54.099
15		1:39.233	24.427	43.874	30.932	223.1	11:45:32.709	12		1:44.926 P	24.677	44.074	36.175	221.7	11:36:39.025
16		1:59.375 P	24.777	47.004	41.594	168.4	11:47:26.084	13		5:34.609	4:16.757	45.702	32.150	157.8	11:42:13.634
17		6:48.469	5:29.432	45.962	33.075	219.5	11:54:14.553	14		1:39.842	24.456	44.066	31.320	222.2	11:43:53.476
18		2:13.909 P	25.337	49.063	59.509	175.6	11:56:28.462	15		1:39.233	24.427	43.874	30.932	223.1	11:45:32.709

16

Lorenzo Fluxa

Formula Alpine

R-ACE GP

Lap	D	Time	Sector 1	Sector 2	Sector 3	T. Spd	Elapsed
1		11:08:03.238	11:06:46.788	45.040	31.410	184.6	11:08:03.238
2		2:13.105 P	30.672	59.441	42.992	129.0	11:10:16.343

17

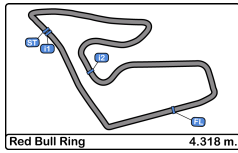
Sami Meguetounif

Formula Alpine

Rookie

MP MOTORSPORT

Lap	D	Time	Sector 1	Sector 2	Sector 3	T. Spd	Elapsed
1		11:08:30.454	11:07:13.252	46.770	30.432	188.8	11:08:30.454
2		1:33.995	23.869	42.370	27.756	224.0	11:10:04.449
3		1:32.281	23.570	41.161	27.550	225.0	11:11:36.730
4		1:32.846	23.772	41.682	27.392	213.8	11:13:09.576
5		1:30.953	22.989	40.820	27.144	228.8	11:14:40.529
6		2:05.797 P	22.715	58.201	44.881	226.4	11:16:46.326
7		17:03.198	15:43.883	47.441	31.874	198.5	11:33:49.524
8		1:41.136	25.125	44.620	31.391	218.1	11:35:30.660
9		1:40.693	24.988	44.395	31.310	219.0	11:37:11.353
10		1:40.133	24.744	44.219	31.170	219.5	11:38:51.486
11		1:40.082	24.842	44.266	30.974	219.9	11:40:31.568
12		1:39.589	24.659	43.894	31.036	220.4	11:42:11.157
13		1:39.482	24.648	43.865	30.969	219.0	11:43:50.639
14		1:39.488	24.792	44.035	30.661	219.0	11:45:30.127
15		1:51.500 P	24.609	46.416	40.475	219.0	11:47:21.627
16		7:06.206	5:46.879	45.724	33.603	213.0	11:54:27.833
17		2:18.396 P	24.705	44.175	1:09.516	220.4	11:56:46.229



Red Bull Ring
Formula Regional Championship by Alpine
Collective Test 1
Lap Analysis

18

Dino Beganovic

Formula Alpine 21

Piotr Wisnicki

Formula Alpine

PREMA RACING

Rookie

KIC MOTORSPORT

Lap	D	Time	Sector 1	Sector 2	Sector 3	T. Spd	Elapsed	Lap	D	Time	Sector 1	Sector 2	Sector 3	T. Spd	Elapsed
1		11:07:55.584	11:06:39.819	46.704	29.061	196.7	11:07:55.584	1		11:08:13.436	11:06:56.321	46.979	30.136	175.6	11:08:13.436
2		1:36.239	23.614	43.573	29.052	224.0	11:09:31.823	2		1:34.578	25.234	41.140	28.204	195.6	11:09:48.014
3		1:31.536	23.156	41.350	27.030	220.4	11:11:03.359	3		1:32.531	23.740	40.955	27.836	225.9	11:11:20.545
4		1:30.103	22.925	39.723	27.455	227.3	11:12:33.462	4		1:31.204	22.915	40.169	28.120	227.3	11:12:51.749
5		1:31.813	23.031	40.330	28.452	228.3	11:14:05.275	5		1:39.590 P	23.231	40.981	35.378	229.2	11:14:31.339
6		1:48.484 P	22.948	44.924	40.612	217.7	11:15:53.759	6		9:39.947	8:19.978	48.280	31.689	202.2	11:24:11.286
7		12:24.694	11:04.118	48.328	32.248	194.9	11:28:18.453	7		1:42.112	25.128	44.787	32.197	217.3	11:25:53.398
8		1:41.101	25.257	44.735	31.109	217.7	11:29:59.554	8		1:49.076	25.234	52.230	31.612	218.6	11:27:42.474
9		1:39.707	24.582	44.196	30.929	219.5	11:31:39.261	9		1:40.843	24.781	44.686	31.376	219.5	11:29:23.317
10		1:38.985	24.476	43.864	30.645	220.8	11:33:18.246	10		1:40.113	24.651	44.382	31.080	221.3	11:31:03.430
11		1:39.182	24.369	43.786	31.027	220.8	11:34:57.428	11		1:47.500 P	24.531	44.428	38.541	220.8	11:32:50.930
12		1:39.832	24.733	44.338	30.761	214.7	11:36:37.260	12		4:41.683	3:25.842	44.844	30.997	201.4	11:37:32.613
13		1:39.100	24.503	43.909	30.688	222.2	11:38:16.360	13		1:40.611	24.976	44.499	31.136	219.9	11:39:13.224
14		1:43.861 P	24.490	43.841	35.530	221.7	11:40:00.221	14		1:47.267	24.824	50.984	31.459	220.4	11:41:00.491
15		13:50.550	12:33.185	44.766	32.599	214.2	11:53:50.771	15		1:47.099 P	24.813	44.666	37.620	219.9	11:42:47.590
16		1:57.091 P	24.879	47.951	44.261	221.3	11:55:47.862	16		11:24.720	10:07.289	45.094	32.337	212.5	11:54:12.310

19

Noel Leon

Formula Alpine

Tereza Babickova

Formula Alpine

Rookie

ARDEN

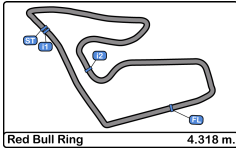
22

Tereza Babickova

Formula Alpine

G4 RACING

Lap	D	Time	Sector 1	Sector 2	Sector 3	T. Spd	Elapsed	Lap	D	Time	Sector 1	Sector 2	Sector 3	T. Spd	Elapsed
1		11:07:49.655	11:06:32.699	45.703	31.253	166.4	11:07:49.655	1		11:08:31.622	11:07:15.534	46.104	29.984	195.6	11:08:31.622
2		1:35.645	24.737	43.104	27.804	211.7	11:09:25.300	2		1:34.093	23.981	42.291	27.821	213.8	11:10:05.715
3		1:32.312	23.401	41.269	27.642	222.2	11:10:57.612	3		1:33.661	23.176	41.805	28.680	226.4	11:11:39.376
4		1:34.936	23.348	41.784	29.804	225.4	11:12:32.548	4		1:36.801	25.243	42.538	29.020	218.1	11:13:16.177
5		1:34.949	23.461	41.286	30.202	226.4	11:14:07.497	5		4:33.202	23.227	41.747	28.228	224.5	11:14:49.379
6		1:48.047 P	23.242	43.537	41.268	227.3	11:15:55.544	6		6:17.111 P	23.137	5:04.191	49.783	225.4	11:21:06.490
7		11:18.474	10:01.836	45.502	31.136	206.5	11:27:14.018	7		12:26.355	10:59.681	52.078	34.596	183.3	11:33:32.845
8		1:40.015	24.915	44.301	30.799	214.2	11:28:54.033	8		1:56.078	31.411	51.380	33.287	106.9	11:35:28.923
9		1:39.965	24.710	44.082	31.173	216.0	11:30:33.998	9		2:06.116	30.081	55.220	40.815	144.1	11:37:35.039
10		1:39.462	24.661	43.974	30.827	217.3	11:32:13.460	10		1:45.317	26.360	46.628	32.329	215.5	11:39:20.356
11		1:41.614	24.776	44.365	32.473	216.8	11:33:55.074	11		1:46.906	25.973	48.432	32.501	211.7	11:41:07.262
12		1:39.272	24.665	43.986	30.621	217.7	11:35:34.346	12		1:44.993	25.712	46.965	32.316	215.5	11:42:52.255
13		1:43.916 P	24.510	44.037	35.369	220.8	11:37:18.262	13		1:52.279	27.865	52.032	32.382	200.0	11:44:44.534
14		3:41.586	2:23.281	46.949	31.356	214.2	11:40:59.848	14		2:00.835 P	28.886	47.638	44.311	189.1	11:46:45.369
15		1:40.929	25.039	44.722	31.168	216.8	11:42:40.777	15		7:48.270	6:28.204	46.777	33.289	195.6	11:54:33.639
16		1:40.276	25.024	44.192	31.060	218.1	11:44:21.053	16		2:20.582 P	26.348	48.279	1:05.955	192.1	11:56:54.221
17		1:39.612	24.866	43.917	30.829	219.9	11:46:00.665								
18		2:03.056 P	26.200	50.043	46.813	167.9	11:48:03.721								
19		5:42.263	4:26.595	44.728	30.940	214.2	11:53:45.984								
20		1:48.947 P	24.887	44.573	39.487	218.6	11:55:34.931								



Red Bull Ring
Formula Regional Championship by Alpine
Collective Test 1
Lap Analysis

24

Nicola Marinangelli

Formula Alpine 27

Kas Haverkort

Formula Alpine

MONOLITE RACING

VAN AMERSFOORT RACING

Lap	D	Time	Sector 1	Sector 2	Sector 3	T. Spd	Elapsed	Lap	D	Time	Sector 1	Sector 2	Sector 3	T. Spd	Elapsed
1		11:08:17.702	11:07:02.853	45.951	28.898	189.1	11:08:17.702	1		11:08:51.298	11:07:31.742	48.673	30.883	177.3	11:08:51.298
2		1:32.986	23.502	41.822	27.662	210.9	11:09:50.688	2		1:39.378	26.454	44.706	28.218	169.5	11:10:30.676
3		1:38.422 P	23.100	41.264	34.058	227.8	11:11:29.110	3		1:35.672	23.817	42.056	29.799	220.4	11:12:06.348
4		1:42.131	13:00.774	49.895	31.462	164.6	11:25:51.241	4		1:57.531 P	29.570	48.960	39.001	170.8	11:14:03.879
5		1:41.373	24.890	44.858	31.625	219.5	11:27:32.614	5		10:01.543	8:43.342	46.837	31.364	184.9	11:24:05.422
6		1:43.713	25.159	44.551	34.003	218.1	11:29:16.327	6		1:39.987	24.934	44.379	30.674	206.8	11:25:45.409
7		1:41.594	25.392	44.511	31.691	219.5	11:30:57.921	7		1:39.540	24.831	44.367	30.342	218.1	11:27:24.949
8		1:40.645	24.865	44.410	31.370	220.4	11:32:38.566	8		1:39.032	24.718	43.950	30.364	216.8	11:29:03.981
9		1:40.294	24.916	44.262	31.116	218.6	11:34:18.860	9		1:38.186	24.544	43.445	30.197	218.6	11:30:42.167
10		1:40.565	24.755	44.324	31.486	221.7	11:35:59.425	10		1:38.478	24.367	43.650	30.461	218.6	11:32:20.645
11		1:40.807	24.465	44.464	31.878	222.2	11:37:40.232	11		1:38.470	24.517	43.576	30.377	219.5	11:33:59.115
12		2:14.419 P	28.211	45.507	1:00.701	189.8	11:39:54.651	12		1:38.058	24.309	43.417	30.332	221.3	11:35:37.173
13		5:22.114	4:05.195	45.506	31.413	215.1	11:45:16.765	13		1:42.678 P	24.228	43.228	35.222	222.6	11:37:19.851
14		1:56.423 P	24.741	47.438	44.244	220.4	11:47:13.188	14		9:50.603 P	8:19.912	47.302	43.389	214.2	11:47:10.454
15		7:05.887	5:46.977	46.636	32.274	216.4	11:54:19.075	15		7:13.691	5:55.412	46.659	31.620	183.6	11:54:24.145
16		2:16.469 P	25.081	47.753	1:03.635	220.8	11:56:35.544	16		2:15.980 P	24.691	44.577	1:06.712	220.4	11:56:40.125

26

Hadrien David

Formula Alpine 28

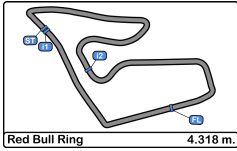
Sebastian Ogaard

Formula Alpine

R-ACE GP

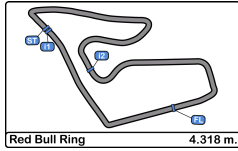
KIC MOTORSPORT

Lap	D	Time	Sector 1	Sector 2	Sector 3	T. Spd	Elapsed	Lap	D	Time	Sector 1	Sector 2	Sector 3	T. Spd	Elapsed
1		11:07:56.772	11:06:42.781	44.892	29.099	214.7	11:07:56.772	1		11:08:16.006	11:06:58.101	46.775	31.130	168.2	11:08:16.006
2		1:36.359	23.507	43.424	29.428	227.8	11:09:33.131	2		1:36.906	24.203	43.943	28.760	181.2	11:09:52.912
3		1:33.660	22.851	43.091	27.718	232.2	11:11:06.791	3		1:36.134	23.260	43.682	29.192	227.3	11:11:29.046
4		1:30.381	22.882	40.060	27.439	230.2	11:12:37.172	4		1:37.071	24.507	43.601	28.963	199.2	11:13:06.117
5		1:32.035	22.863	40.633	28.539	230.7	11:14:09.207	5		1:44.382	26.284	47.122	30.976	155.6	11:14:50.499
6		2:08.421 P	23.060	1:02.328	43.033	230.2	11:16:17.628	6		1:58.166 P	23.170	49.109	45.887	218.1	11:16:48.665
7		9:27.554	8:10.361	46.003	31.190	209.7	11:25:45.182	7		7:17.882	5:57.945	47.251	32.686	177.0	11:24:06.547
8		1:42.331	24.927	45.758	31.646	216.8	11:27:27.513	8		1:42.402	25.380	45.631	31.391	209.3	11:25:48.949
9		1:40.897	25.014	44.845	31.038	219.5	11:29:08.410	9		1:40.924	24.829	44.702	31.393	216.4	11:27:29.873
10		1:39.784	24.643	44.453	30.688	219.5	11:30:48.194	10		1:42.093	24.740	44.520	32.833	214.7	11:29:11.966
11		1:39.763	24.590	44.160	31.013	220.4	11:32:27.957	11		1:45.180 P	24.790	44.153	36.237	216.0	11:30:57.146
12		1:39.508	24.596	44.200	30.712	219.9	11:34:07.465	12		4:48.479	3:26.626	47.994	33.859	181.2	11:35:45.625
13		1:39.071	24.503	43.641	30.927	221.3	11:35:46.536	13		1:42.994	25.751	45.154	32.089	198.8	11:37:28.619
14		1:39.456	24.511	44.084	30.861	222.2	11:37:25.992	14		1:39.866	24.594	44.271	31.001	219.9	11:39:08.485
15		1:46.451 P	24.680	44.137	37.634	222.2	11:39:12.443	15		1:40.143	24.656	44.579	30.908	219.9	11:40:48.628
16		6:08.171	4:50.842	45.909	31.420	212.5	11:45:20.614	16		1:40.659	24.700	44.104	31.855	219.9	11:42:29.287
17		1:57.262 P	24.778	50.747	41.737	221.7	11:47:17.876	17		1:39.831	24.750	43.879	31.202	218.6	11:44:09.118
								18		6:46.090 P	24.759	44.018	5:37.313	220.8	11:50:55.208



Red Bull Ring
Formula Regional Championship by Alpine
Collective Test 1
Lap Analysis

30 Mari Boya							42 Laurens Van Hoepen									
MP MOTORSPORT							ART GRAND PRIX									
Lap	D	Time	Sector 1	Sector 2	Sector 3	T. Spd	Lap	D	Time	Sector 1	Sector 2	Sector 3	T. Spd	Elapsed		
1		11:08:27.645	11:07:10.754	46.873	30.018	194.2	11:08:27.645	1	11:08:08.799	P	11:06:42.493	48.931	37.375	191.4	11:08:08.799	
2		1:35.477	23.616	42.973	28.888	220.8	11:10:03.122	2	3:45.734		2:33.118	44.335	28.281	197.4	11:11:54.533	
3		1:35.388	23.093	44.071	28.224	225.4	11:11:38.510	3	1:35.017		25.243	41.915	27.859	204.1	11:13:29.550	
4		1:34.277	23.522	42.900	27.855	225.0	11:13:12.787	4	1:37.555		25.075	43.220	29.260	199.6	11:15:07.105	
5		1:31.215	22.849	40.707	27.659	226.8	11:14:44.002	5	1:56.891	P	24.486	54.051	38.354	144.1	11:17:03.996	
6		1:59.289	P	22.837	53.351	43.101	227.8	11:16:43.291	6	7:42.878		6:23.460	48.423	30.995	120.1	11:24:46.874
7		19:58.002	18:40.188	46.485	31.329	209.3	11:36:41.293	7	1:40.156		24.779	44.161	31.216	216.8	11:26:27.030	
8		1:41.042	24.853	44.681	31.508	221.7	11:38:22.335	8	1:39.757		24.591	43.954	31.212	216.4	11:28:06.787	
9		1:41.064	24.879	44.855	31.330	220.8	11:40:03.399	9	1:39.160		24.577	43.759	30.824	216.0	11:29:45.947	
10		1:39.925	24.642	44.359	30.924	218.6	11:41:43.324	10	1:39.144		24.456	43.902	30.786	218.1	11:31:25.091	
11		1:39.605	24.832	43.898	30.875	218.1	11:43:22.929	11	1:39.347		24.485	43.985	30.877	219.0	11:33:04.438	
12		2:09.153	P	24.642	57.592	46.919	219.0	11:45:32.082	12	1:39.132		24.476	43.922	30.734	219.0	11:34:43.570
13		8:53.909	7:34.937	46.138	32.834	200.7	11:54:25.991	13	1:40.323		25.010	44.589	30.724	219.9	11:36:23.893	
14		2:18.131	P	24.919	44.263	1:08.949	219.0	11:56:44.122	14	1:39.880		24.550	44.071	31.259	219.9	11:38:03.773
35 Nicolas Baptiste							46 Gabriele Mini									
Rookie							Formula Alpine									
FA RACING							ART GRAND PRIX									
Lap	D	Time	Sector 1	Sector 2	Sector 3	T. Spd	Lap	D	Time	Sector 1	Sector 2	Sector 3	T. Spd	Elapsed		
1		11:08:26.397	11:07:11.471	45.178	29.748	183.0	11:08:26.397	15	1:39.359		24.726	43.956	30.677	220.4	11:39:43.132	
2		1:35.673	23.941	42.735	28.997	223.1	11:10:02.070	16	1:39.615		24.505	43.667	31.443	218.6	11:41:22.747	
3		1:34.023	23.591	41.910	28.522	222.2	11:11:36.093	17	1:44.420	P	24.638	43.919	35.863	219.9	11:43:07.167	
4		1:31.992	23.534	40.950	27.508	224.0	11:13:08.085	18	4:08.307	P	2:37.928	49.273	41.106	219.0	11:47:15.474	
5		1:33.981	23.280	43.125	27.576	222.6	11:14:42.066	19	6:40.299		5:24.811	44.478	31.010	212.1	11:53:55.773	
6		1:50.809	P	23.002	46.523	41.284	224.5	11:16:32.875	20	1:54.525	P	24.641	45.225	44.659	220.4	11:55:50.298
7		4:38.432	10:15.789	49.634	33.009	194.9	11:28:11.307	1	11:08:06.449	P	11:06:41.211	49.448	35.790	165.1	11:08:06.449	
8		4:45.392	27.750	46.321	31.321	195.6	11:29:56.699	2	3:50.409		2:37.716	43.553	29.140	208.4	11:11:56.858	
9		4:44.798	25.234	44.862	31.702	216.0	11:31:38.497	3	1:35.761		25.551	42.124	28.086	201.4	11:13:32.619	
10		1:41.974	25.555	45.225	31.194	203.3	11:33:20.471	4	1:33.126		23.967	41.817	27.342	226.8	11:15:05.745	
11		1:40.929	24.997	44.738	31.194	218.1	11:35:01.400	5	1:56.595	P	25.069	54.256	37.270	151.0	11:17:02.340	
12		1:40.899	24.770	44.726	31.403	219.9	11:36:42.299	6	7:02.158		5:43.112	47.522	31.524	188.4	11:24:04.498	
13		1:46.249	P	24.943	44.595	36.711	221.3	11:38:28.548	7	1:48.548	P	25.001	45.006	38.541	216.4	11:25:53.046
14		4:36.408	3:19.199	45.867	31.342	197.8	11:43:04.956	8	3:49.323		2:33.323	44.646	31.354	211.3	11:29:42.369	
15		1:42.312	25.122	45.729	31.461	216.8	11:44:47.268	9	1:39.941		24.983	43.944	31.014	216.4	11:31:22.310	
16		1:52.019	P	25.044	45.438	41.537	218.1	11:46:39.287	10	1:39.245		24.932	43.779	30.534	217.3	11:33:01.555
17		7:36.685	6:19.538	45.373	31.774	213.4	11:54:15.972	11	1:38.383		24.548	43.343	30.492	218.1	11:34:39.938	
18		2:14.954	P	25.095	48.489	1:01.370	203.7	11:56:30.926	12	1:38.530		24.634	43.512	30.384	220.8	11:36:18.468
									13	1:38.575		24.542	43.676	30.357	219.5	11:37:57.043
									14	1:38.712		24.527	43.404	30.781	220.8	11:39:35.755
									15	1:38.677		24.537	43.599	30.541	220.8	11:41:14.432
									16	1:38.369		24.488	43.369	30.512	219.9	11:42:52.801
									17	1:38.526		24.722	43.404	30.400	217.7	11:44:31.327
									18	1:54.452	P	24.535	43.752	46.165	218.6	11:46:25.779
									19	7:27.660		6:12.960	44.099	30.601	217.3	11:53:53.439
									20	1:55.608	P	24.589	46.679	44.340	219.5	11:55:49.047



Red Bull Ring
Formula Regional Championship by Alpine
Collective Test 1
Lap Analysis

55

Pierre-Louis Chovet

Formula Alpine **64**

Esteban Masson

Formula Alpine

RPM Rookie

ART GRAND PRIX

Lap	D	Time	Sector 1	Sector 2	Sector 3	T. Spd	Elapsed	Lap	D	Time	Sector 1	Sector 2	Sector 3	T. Spd	Elapsed
1		11:08:35.413	11:07:01.860	1:04.131	29.422	189.1	11:08:35.413	1		11:08:07.412 P	11:06:41.739	49.155	36.518	194.9	11:08:07.412
2		1:32.266	24.457	40.864	26.945	225.9	11:10:07.679	2		3:49.117	2:35.339	44.572	29.206	198.5	11:11:56.529
3		1:32.500	22.655	42.253	27.592	221.7	11:11:40.179	3		1:35.436	24.554	42.431	28.451	208.0	11:13:31.965
4		1:31.370	23.251	40.627	27.492	229.7	11:13:11.549	4		1:36.884	25.346	42.257	29.281	204.1	11:15:08.849
5		1:33.675	24.476	41.274	27.925	230.2	11:14:45.224	5		1:56.336 P	24.090	54.511	37.735	134.8	11:17:05.185
6		1:55.484 P	22.789	50.318	42.377	229.7	11:16:40.708	6		7:00.844	5:43.393	45.941	31.510	209.7	11:24:06.029
7		8:06.882	6:44.334	49.442	33.106	199.6	11:24:47.590	7		1:40.649	25.027	44.650	30.972	216.4	11:25:46.678
8		1:41.792	25.728	44.940	31.124	217.7	11:26:29.382	8		1:41.344	24.826	44.546	31.972	216.8	11:27:28.022
9		1:40.243	24.861	44.454	30.928	216.8	11:28:09.625	9		1:42.076	25.097	44.710	32.269	216.8	11:29:10.098
10		1:39.863	24.708	43.997	31.158	216.8	11:29:49.488	10		1:39.548	24.718	43.908	30.922	217.7	11:30:49.646
11		1:39.663	24.702	43.986	30.975	218.6	11:31:29.151	11		1:39.983	24.503	44.180	31.300	218.6	11:32:29.629
12		1:40.142	25.164	44.203	30.775	218.6	11:33:09.293	12		1:40.446	24.721	44.016	31.709	217.3	11:34:10.075
13		1:44.919 P	24.570	44.025	36.324	219.5	11:34:54.212	13		1:40.526	25.288	44.210	31.028	220.8	11:35:50.601
14		3:36.700	2:16.597	49.213	30.890	196.0	11:38:30.912	14		1:41.105	24.565	43.852	32.688	220.8	11:37:31.706
15		1:39.464	24.575	44.006	30.883	220.4	11:40:10.376	15		1:40.663	24.704	44.279	31.680	220.4	11:39:12.369
16		1:39.730	24.618	44.104	31.008	219.9	11:41:50.106	16		2:00.126	25.144	59.770	35.212	176.1	11:41:12.495
17		1:40.009	24.558	44.101	31.350	219.5	11:43:30.115	17		1:41.452	24.794	45.753	30.905	216.8	11:42:53.947
18		1:50.469 P	24.608	44.876	40.985	221.7	11:45:20.584	18		1:44.847 P	24.664	43.739	36.444	218.6	11:44:38.794
19		8:43.987	7:26.062	44.959	32.966	216.8	11:54:04.571	19		9:17.038	8:00.647	44.802	31.589	216.0	11:53:55.832
20		2:02.465 P	24.775	48.967	48.723	220.4	11:56:07.036	20		2:22.523 P	25.023	47.534	1:09.966	216.8	11:56:18.355

58

Sebastian Montoya

Formula Alpine **65**

Owen Tangavelou

Formula Alpine

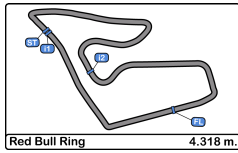
Rookie

PREMA RACING

Rookie

RPM

Lap	D	Time	Sector 1	Sector 2	Sector 3	T. Spd	Elapsed	Lap	D	Time	Sector 1	Sector 2	Sector 3	T. Spd	Elapsed
1		11:07:56.450	11:06:40.291	46.955	29.204	186.8	11:07:56.450	1		11:08:09.392	11:06:52.254	46.832	30.306	178.2	11:08:09.392
2		1:35.805	23.462	43.195	29.148	224.5	11:09:32.255	2		1:36.499	25.014	42.076	29.409	201.8	11:09:45.891
3		1:35.368	23.346	44.075	27.947	224.5	11:11:07.623	3		1:32.371	23.432	41.136	27.803	209.3	11:11:18.262
4		1:31.131	23.049	40.362	27.720	228.3	11:12:38.754	4		1:32.259	22.532	40.582	29.145	230.7	11:12:50.521
5		1:31.470	23.093	40.457	27.920	227.3	11:14:10.224	5		1:30.212	22.679	40.383	27.150	228.8	11:14:20.733
6		1:48.240 P	23.008	42.805	42.427	229.7	11:15:58.464	6		6:36.594 P	22.513	5:25.646	48.435	227.3	11:20:57.327
7		11:05.109	9:46.525	47.049	31.535	201.1	11:27:03.573	7		8:42.156	7:19.306	50.583	32.267	138.2	11:29:39.483
8		1:40.362	25.096	44.394	30.872	217.3	11:28:43.935	8		1:43.508	24.997	45.308	33.203	216.4	11:31:22.991
9		1:39.544	24.804	44.065	30.675	217.7	11:30:23.479	9		1:43.160	24.790	47.084	31.286	218.1	11:33:06.151
10		1:39.379	24.649	43.871	30.859	218.6	11:32:02.858	10		1:43.577	24.608	46.430	32.539	220.4	11:34:49.728
11		1:39.148	24.510	43.721	30.917	219.9	11:33:42.006	11		1:41.508	24.621	45.838	31.049	220.8	11:36:31.236
12		1:39.350	24.688	43.861	30.801	220.4	11:35:21.356	12		1:46.227 P	24.600	44.397	37.230	221.7	11:38:17.463
13		1:39.523	24.561	43.995	30.967	221.3	11:37:00.879	13		4:55.593	3:35.225	48.614	31.754	214.2	11:43:13.056
14		1:40.037	24.523	43.998	31.516	221.3	11:38:40.916	14		1:40.801	25.034	44.763	31.004	219.5	11:44:53.857
15		1:40.438	24.923	44.234	31.281	219.9	11:40:21.354	15		1:56.678 P	24.703	45.098	46.877	220.8	11:46:50.535
16		1:45.781 P	24.989	44.069	36.723	219.0	11:42:07.135	16		7:17.404	5:57.320	45.803	34.281	210.9	11:54:07.939
17		11:43.432	10:27.316	44.932	31.184	216.8	11:53:50.567	17		2:08.238 P	24.792	49.440	54.006	220.4	11:56:16.177
18		1:54.179 P	24.540	45.412	44.227	220.8	11:55:44.746								



Red Bull Ring
Formula Regional Championship by Alpine
Collective Test 1
Lap Analysis

68

Santiago Ramos

Formula Alpine **72**

Leonardo Fornaroli

Formula Alpine

Rookie

KIC MOTORSPORT

Rookie

TRIDENT

Lap	D	Time	Sector 1	Sector 2	Sector 3	T. Spd	Elapsed	Lap	D	Time	Sector 1	Sector 2	Sector 3	T. Spd	Elapsed
1		11:08:12.700	11:06:56.516	46.155	30.029	198.8	11:08:12.700	1		11:08:07.703	11:06:50.562	46.426	30.715	192.8	11:08:07.703
2		1:34.205	24.407	40.996	28.802	221.3	11:09:46.905	2		1:36.260	24.485	42.298	29.477	204.5	11:09:43.963
3		1:32.787	23.061	41.144	28.582	228.3	11:11:19.692	3		1:31.113	23.291	40.793	27.029	227.8	11:11:15.076
4		1:31.547	22.957	40.241	28.349	226.8	11:12:51.239	4		1:30.952	22.703	40.272	27.977	230.7	11:12:46.028
5		1:31.441	23.075	40.746	27.620	227.3	11:14:22.680	5		1:30.670	22.961	40.347	27.362	227.8	11:14:16.698
6		1:56.141 P	23.320	49.314	43.507	224.5	11:16:18.821	6		1:50.215 P	23.271	43.814	43.130	226.4	11:16:06.913
7		10:08.050	8:50.224	46.138	31.688	201.8	11:26:26.871	7		11:45.048	10:17.348	54.363	33.337	164.1	11:27:51.961
8		1:41.120	25.745	44.551	30.824	216.4	11:28:07.991	8		1:41.244	25.257	44.752	31.235	214.7	11:29:33.205
9		1:39.290	24.721	43.816	30.753	218.6	11:29:47.281	9		1:39.867	24.869	44.076	30.922	216.0	11:31:13.072
10		1:40.392	24.708	44.319	31.365	219.5	11:31:27.673	10		1:39.586	24.975	43.764	30.847	216.0	11:32:52.658
11		1:39.492	24.710	43.897	30.885	219.5	11:33:07.165	11		1:44.495	25.031	46.641	32.823	218.1	11:34:37.153
12		1:39.171	24.644	43.866	30.661	221.7	11:34:46.336	12		1:39.919	24.718	44.070	31.131	218.1	11:36:17.072
13		1:39.505	24.782	43.993	30.730	220.8	11:36:25.841	13		1:48.418 P	24.855	47.118	36.445	219.9	11:38:05.490
14		1:39.252	24.476	43.981	30.795	221.7	11:38:05.093	14		6:02.911	4:42.157	48.208	32.546	175.6	11:44:08.401
15		1:45.740 P	24.912	44.248	36.580	221.3	11:39:50.833	15		1:51.125	27.891	49.861	33.373	140.0	11:45:59.526
16		4:23.110	3:06.339	45.696	31.075	178.8	11:44:13.943	16		2:02.129 P	26.749	49.565	45.815	169.8	11:48:01.655
17		4:41.437	25.019	44.448	31.670	219.5	11:45:55.080	17		6:03.202	4:43.623	45.841	33.738	184.9	11:54:04.857
18		2:04.357 P	28.289	48.648	47.420	169.0	11:47:59.437	18		2:05.066 P	25.185	49.094	50.787	219.9	11:56:09.923
19		6:10.308	4:53.247	44.797	32.264	213.4	11:54:09.745								
20		2:12.161 P	24.921	49.267	57.973	188.4	11:56:21.906								

70

Tim Tramnitz

Formula Alpine

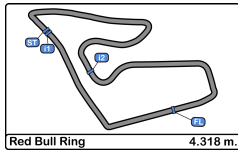
Dilano Van 'T Hoff

Formula Alpine

Rookie

TRIDENT

Lap	D	Time	Sector 1	Sector 2	Sector 3	T. Spd	Elapsed	Lap	D	Time	Sector 1	Sector 2	Sector 3	T. Spd	Elapsed
1		11:08:05.678	11:06:48.778	45.656	31.244	192.8	11:08:05.678	1		11:08:24.751	11:07:09.907	45.050	29.794	194.5	11:08:24.751
2		1:34.391	23.770	42.599	28.022	222.6	11:09:40.069	2		1:33.698	23.700	41.758	28.240	222.2	11:09:58.449
3		1:29.470	22.623	40.088	26.759	228.8	11:11:09.539	3		4:31.099	23.096	40.606	27.397	225.9	11:11:29.548
4		1:30.084	22.778	39.947	27.359	228.8	11:12:39.623	4		1:30.278	23.088	39.999	27.191	227.8	11:12:59.826
5		1:30.791	22.845	40.447	27.499	230.2	11:14:10.414	5		4:30.225	22.849	40.077	27.299	228.3	11:14:30.051
6		1:49.401 P	23.000	43.413	42.988	213.8	11:15:59.815	6		1:54.232 P	24.041	46.273	43.918	174.1	11:16:24.283
7		10:57.267	9:37.898	47.973	31.396	187.5	11:26:57.082	7		17:30.338 P	16:06.852	47.814	35.672	172.8	11:33:54.621
8		1:40.147	24.856	44.230	31.061	216.8	11:28:37.229	8		6:35.861	5:18.634	45.959	31.268	213.0	11:40:30.482
9		1:38.994	24.616	43.624	30.754	216.0	11:30:16.223	9		1:41.587	24.891	45.640	31.056	218.6	11:42:12.069
10		1:39.113	24.590	43.696	30.827	216.0	11:31:55.336	10		1:40.395	24.602	44.401	31.392	221.3	11:43:52.464
11		1:38.996	24.520	43.523	30.953	217.7	11:33:34.332	11		1:39.748	24.681	44.165	30.902	220.4	11:45:32.212
12		1:39.676	24.743	43.782	31.151	217.7	11:35:14.008	12		1:50.674 P	24.487	45.529	40.658	220.8	11:47:22.886
13		1:44.150 P	24.568	43.833	35.749	219.9	11:36:58.158	13		7:06.109	5:46.603	45.776	33.730	211.3	11:54:28.995
14		5:34.495	4:18.973	44.678	30.844	216.0	11:42:32.653	14		2:18.764 P	24.682	45.122	1:08.960	218.1	11:56:47.759
15		1:39.405	24.633	43.949	30.823	220.8	11:44:12.058								
16		1:38.816	24.510	43.506	30.800	219.9	11:45:50.874								
17		2:06.579 P	30.255	49.549	46.775	158.1	11:47:57.453								
18			4:43.846	47.703		204.1									



Red Bull Ring
Formula Regional Championship by Alpine
Collective Test 1
Lap Analysis

85

Gabriel Bortoleto

Formula Alpine 91

Eduardo Barrichello

Formula Alpine

R-ACE GP

ARDEN

Lap	D	Time	Sector 1	Sector 2	Sector 3	T. Spd	Elapsed	Lap	D	Time	Sector 1	Sector 2	Sector 3	T. Spd	Elapsed
1		11:07:56.903	11:06:43.039	45.295	28.569	191.8	11:07:56.903	1		11:07:49.208	11:06:31.438	46.531	31.239	169.2	11:07:49.208
2		1:35.601	23.352	43.121	29.128	226.8	11:09:32.504	2		1:34.713	23.745	42.851	28.117	206.5	11:09:23.921
3		1:32.587	23.236	42.101	27.250	227.3	11:11:05.091	3		1:32.646	23.228	41.470	27.948	224.5	11:10:56.567
4		1:30.908	23.378	40.034	27.496	227.3	11:12:35.999	4		1:33.803	23.514	41.319	28.970	225.0	11:12:30.370
5		1:30.555	22.866	40.194	27.495	227.8	11:14:06.554	5		1:39.068	26.532	43.104	29.432	190.1	11:14:09.438
6		1:45.576 P	22.652	42.942	39.982	226.4	11:15:52.130	6		1:47.765 P	23.150	43.220	41.395	229.2	11:15:57.203
7		10:02.360	8:46.893	44.827	30.640	208.8	11:25:54.490	7		12:42.556	11:22.784	48.201	31.571	195.6	11:28:39.759
8		1:39.956	24.947	44.348	30.661	212.5	11:27:34.446	8		1:40.812	25.125	44.528	31.159	214.2	11:30:20.571
9		1:40.589	24.724	44.935	30.930	216.8	11:29:15.035	9		1:39.873	24.742	44.124	31.007	216.0	11:32:00.444
10		1:39.400	24.676	43.956	30.768	216.4	11:30:54.435	10		1:39.848	24.618	44.215	31.015	218.1	11:33:40.292
11		1:38.888	24.528	43.668	30.692	216.0	11:32:33.323	11		1:39.353	24.578	43.849	30.926	218.6	11:35:19.645
12		1:39.023	24.540	43.782	30.701	217.7	11:34:12.346	12		1:38.967	24.461	43.681	30.825	219.9	11:36:58.612
13		1:39.120	24.618	43.637	30.865	219.5	11:35:51.466	13		1:43.097 P	24.555	43.908	34.634	221.3	11:38:41.709
14		1:39.572	24.323	43.979	31.270	221.3	11:37:31.038	14		3:40.085	2:21.512	46.626	31.947	192.8	11:42:21.794
15		1:43.925 P	24.523	44.031	35.371	221.3	11:39:14.963	15		1:40.697	24.844	44.601	31.252	218.1	11:44:02.491
16		3:55.851	2:38.726	45.800	31.325	211.3	11:43:10.814	16		1:40.497	24.807	44.538	31.152	218.6	11:45:42.988
17		1:39.476	24.705	44.140	30.631	217.3	11:44:50.290	17		1:46.025 P	24.783	45.100	36.142	218.6	11:47:29.013
18		1:50.693 P	24.397	44.385	41.911	218.1	11:46:40.983	18		6:16.425	5:00.706	44.678	31.041	213.8	11:53:45.438

88

Hamda Al Qubaisi

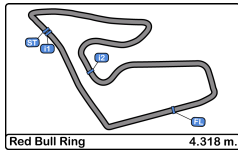
Formula Alpine

19

1:47.680 P 24.840 44.087 38.753 217.7 11:55:33.118

PREMA RACING

Lap	D	Time	Sector 1	Sector 2	Sector 3	T. Spd	Elapsed
1		11:08:04.972	11:06:41.121	51.309	32.542	182.1	11:08:04.972
2		1:39.668	24.329	44.482	30.857	209.3	11:09:44.640
3		1:31.894	23.299	41.047	27.548	227.8	11:11:16.534
4		1:32.449	23.272	40.807	28.370	227.8	11:12:48.983
5		1:33.602	23.414	42.094	28.094	225.4	11:14:22.585
6		1:51.310 P	24.392	45.727	41.191	222.6	11:16:13.895
7		11:40.709	10:17.440	49.739	33.530	188.1	11:27:54.604
8		1:49.521	26.147	49.914	33.460	213.8	11:29:44.125
9		1:44.725	25.349	46.862	32.514	208.8	11:31:28.850
10		1:45.030	25.738	47.529	31.763	192.8	11:33:13.880
11		1:42.792	25.065	46.111	31.616	213.0	11:34:56.672
12		1:42.957	25.125	46.429	31.403	216.4	11:36:39.629
13		1:41.822	24.793	45.527	31.502	218.6	11:38:21.451
14		1:42.446	25.015	45.298	32.133	219.0	11:40:03.897
15		2:01.060	25.043	45.522	50.495	214.2	11:42:04.957
16		2:00.149 P	26.219	47.007	46.923	192.1	11:44:05.106
17		9:53.715	8:33.422	48.355	31.938	201.8	11:53:58.821
18		2:05.689 P	25.086	47.759	52.844	205.3	11:56:04.510



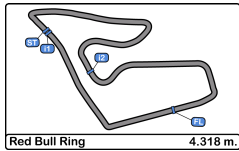
Red Bull Ring

Formula Regional Championship by Alpine

Collective Test 1

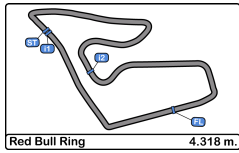
Best Sectors Results

Sector - 1			Sector - 2			Sector - 3			Ideal Lap vs Best Lap						
Clas	Nº	Driver	Time	Nº	Driver	Time	Nº	Driver	Time	Clas	Nº	Driver	Ideal Lap	Best Lap	Clas
1	3	Paul Aron	22.403	18	Dino Beganovic	39.723	70	Tim Tramnitz	26.759	1	70	Tim Tramnitz	1:29.329	1:29.470	1
2	65	Owen Tangavelou	22.513	70	Tim Tramnitz	39.947	55	Pierre-Louis Chovet	26.945	2	3	Paul Aron	1:29.612	1:29.991	2
3	4	Roman Bilinski	22.576	3	Paul Aron	39.970	72	Leonardo Fornaroli	27.029	3	18	Dino Beganovic	1:29.678	1:30.103	4
4	70	Tim Tramnitz	22.623	77	Dilano Van 'T Hoff	39.999	18	Dino Beganovic	27.030	4	12	Victor Bernier	1:29.793	1:30.188	6
5	85	Gabriel Bortoleto	22.652	12	Victor Bernier	40.018	9	Francesco Braschi	27.047	5	9	Francesco Braschi	1:29.898	1:30.032	3
6	55	Pierre-Louis Chovet	22.655	4	Roman Bilinski	40.034	12	Victor Bernier	27.110	6	85	Gabriel Bortoleto	1:29.936	1:30.555	10
7	12	Victor Bernier	22.665	85	Gabriel Bortoleto	40.034	17	Sami Meguetounif	27.144	7	4	Roman Bilinski	1:29.990	1:30.184	5
8	7	Gillian Henrion	22.667	26	Hadrien David	40.060	65	Owen Tangavelou	27.150	8	72	Leonardo Fornaroli	1:30.004	1:30.670	11
9	72	Leonardo Fornaroli	22.703	9	Francesco Braschi	40.096	77	Dilano Van 'T Hoff	27.191	9	77	Dilano Van 'T Hoff	1:30.039	1:30.278	8
10	17	Sami Meguetounif	22.715	21	Piotr Wisnicki	40.169	3	Paul Aron	27.239	10	65	Owen Tangavelou	1:30.046	1:30.212	7
11	9	Francesco Braschi	22.755	68	Santiago Ramos	40.241	85	Gabriel Bortoleto	27.250	11	55	Pierre-Louis Chovet	1:30.227	1:31.370	17
12	8	Matias Zagazeta	22.829	72	Leonardo Fornaroli	40.272	46	Gabriele Mini	27.342	12	26	Hadrien David	1:30.350	1:30.381	9
13	30	Mari Boya	22.837	5	Maceo Capietto	40.297	4	Roman Bilinski	27.380	13	17	Sami Meguetounif	1:30.679	1:30.953	13
14	77	Dilano Van 'T Hoff	22.849	58	Sebastian Montoya	40.362	26	Hadrien David	27.439	14	68	Santiago Ramos	1:30.818	1:31.441	19
15	26	Hadrien David	22.851	65	Owen Tangavelou	40.383	6	Pietro Armani	27.447	15	8	Matias Zagazeta	1:30.882	1:30.884	12
16	21	Piotr Wisnicki	22.915	6	Pietro Armani	40.525	8	Matias Zagazeta	27.474	16	6	Pietro Armani	1:30.896	1:31.393	18
17	6	Pietro Armani	22.924	8	Matias Zagazeta	40.579	35	Nicolas Baptiste	27.508	17	21	Piotr Wisnicki	1:30.920	1:31.204	15
18	18	Dino Beganovic	22.925	55	Pierre-Louis Chovet	40.627	88	Hamda Al Qubaisi	27.548	18	58	Sebastian Montoya	1:31.090	1:31.131	14
19	68	Santiago Ramos	22.957	7	Gillian Henrion	40.702	68	Santiago Ramos	27.620	19	30	Mari Boya	1:31.203	1:31.215	16
20	35	Nicolas Baptiste	23.002	30	Mari Boya	40.707	19	Noel Leon	27.642	20	7	Gillian Henrion	1:31.264	1:31.448	20
21	58	Sebastian Montoya	23.008	88	Hamda Al Qubaisi	40.807	30	Mari Boya	27.659	21	35	Nicolas Baptiste	1:31.460	1:31.992	22
22	24	Nicola Marinangelli	23.100	17	Sami Meguetounif	40.820	24	Nicola Marinangelli	27.662	22	88	Hamda Al Qubaisi	1:31.627	1:31.894	21
23	10	Joshua Durksen	23.100	35	Nicolas Baptiste	40.950	58	Sebastian Montoya	27.720	23	5	Maceo Capietto	1:31.628	1:32.293	23
24	22	Tereza Babickova	23.137	24	Nicola Marinangelli	41.264	22	Tereza Babickova	27.821	24	24	Nicola Marinangelli	1:32.026	1:32.986	26
25	91	Eduardo Barrichello	23.150	19	Noel Leon	41.269	21	Piotr Wisnicki	27.836	25	19	Noel Leon	1:32.153	1:32.312	24
26	28	Sebastian Ogaard	23.170	91	Eduardo Barrichello	41.319	42	Laurens Van Hoepen	27.859	26	91	Eduardo Barrichello	1:32.417	1:32.646	25
27	19	Noel Leon	23.242	13	Joshua Dufek	41.361	13	Joshua Dufek	27.867	27	22	Tereza Babickova	1:32.705	1:33.661	29
28	88	Hamda Al Qubaisi	23.272	22	Tereza Babickova	41.747	7	Gillian Henrion	27.895	28	46	Gabriele Mini	1:33.126	1:33.126	27
29	5	Maceo Capietto	23.273	46	Gabriele Mini	41.817	91	Eduardo Barrichello	27.948	29	13	Joshua Dufek	1:33.289	1:33.289	28
30	27	Kas Haverkort	23.817	42	Laurens Van Hoepen	41.915	5	Maceo Capietto	28.058	30	27	Kas Haverkort	1:34.091	1:35.672	32
31	46	Gabriele Mini	23.967	27	Kas Haverkort	42.056	27	Kas Haverkort	28.218	31	10	Joshua Durksen	1:34.197	1:38.952	34
32	13	Joshua Dufek	24.061	64	Esteban Masson	42.257	10	Joshua Durksen	28.247	32	42	Laurens Van Hoepen	1:34.230	1:35.017	30
33	64	Esteban Masson	24.090	10	Joshua Durksen	42.850	64	Esteban Masson	28.451	33	64	Esteban Masson	1:34.798	1:35.436	31
34	11	Levente Revesz	24.373	28	Sebastian Ogaard	43.601	28	Sebastian Ogaard	28.760	34	28	Sebastian Ogaard	1:35.531	1:36.134	33
35	42	Laurens Van Hoepen	24.456	11	Levente Revesz	44.264	11	Levente Revesz	30.806	35	11	Levente Revesz	1:39.443	1:39.646	35
36	16	Lorenzo Fluxa	30.672	16	Lorenzo Fluxa	45.040	16	Lorenzo Fluxa	31.410	36	16	Lorenzo Fluxa	1:47.122	2:13.105	36



Red Bull Ring
Formula Regional Championship by Alpine
Collective Test 1
Best 5 Lap Times

Cls	N°	Driver	Nat	Cat	Cls	Team	Nat	Vehicle	Best 1		Best 2		Best 3		Best 4		Best 5	
									Time	Lap	Time	Lap	Time	Lap	Time	Lap	Time	Lap
1	70	Tim Tramnitz		R	1	TRIDENT		Formula Alpine	1:29.470	3	1:30.084	4	1:30.791	5	1:34.391	2	1:38.994	9
2	3	Paul Aron				PREMA RACING		Formula Alpine	1:29.991	5	1:31.884	3	1:33.920	4	1:37.074	2	1:38.837	10
3	9	Francesco Braschi		R	2	FA RACING		Formula Alpine	1:30.032	4	1:31.937	5	1:32.811	2	1:36.000	3	1:39.936	12
4	18	Dino Beganovic				PREMA RACING		Formula Alpine	1:30.103	4	1:31.536	3	1:31.813	5	1:36.239	2	1:38.985	10
5	4	Roman Bilinski		R	3	TRIDENT		Formula Alpine	1:30.184	4	1:30.498	5	1:31.310	3	1:35.997	2	1:40.122	13
6	12	Victor Bernier		R	4	FA RACING		Formula Alpine	1:30.188	4	1:33.335	2	1:34.033	5	1:35.245	3	1:39.233	15
7	65	Owen Tangavelou		R	5	RPM		Formula Alpine	1:30.212	5	1:32.259	4	1:32.371	3	1:36.499	2	1:40.801	14
8	77	Dilano Van 'T Hoff				MP MOTORSPORT		Formula Alpine	1:30.278	4	1:33.698	2	1:39.748	11	1:40.395	10	1:41.587	9
9	26	Hadrien David				R-ACE GP		Formula Alpine	1:30.381	4	1:33.660	3	1:36.359	2	1:39.071	13	1:39.456	14
10	85	Gabriel Bortoletto				R-ACE GP		Formula Alpine	1:30.555	5	1:30.908	4	1:32.587	3	1:35.601	2	1:38.888	11
11	72	Leonardo Fornaroli		R	6	TRIDENT		Formula Alpine	1:30.670	5	1:30.952	4	1:31.113	3	1:36.260	2	1:39.586	10
12	8	Matias Zagazeta		R	7	G4 RACING		Formula Alpine	1:30.884	3	1:32.070	5	1:33.122	4	1:39.012	15	1:39.282	14
13	17	Sami Meguetounif		R	8	MP MOTORSPORT		Formula Alpine	1:30.953	5	1:32.281	3	1:32.846	4	1:33.995	2	1:39.482	13
14	58	Sebastian Montoya		R	9	PREMA RACING		Formula Alpine	1:31.131	4	1:31.470	5	1:35.368	3	1:35.805	2	1:39.148	11
15	21	Piotr Wisnicki		R	10	KIC MOTORSPORT		Formula Alpine	1:31.204	4	1:32.531	3	1:34.578	2	1:39.590	5	1:40.113	10
16	30	Mari Boya				MP MOTORSPORT		Formula Alpine	1:31.215	5	1:34.277	4	1:35.388	3	1:35.477	2	1:39.605	11
17	55	Pierre-Louis Chovet				RPM		Formula Alpine	1:31.370	4	1:32.266	2	1:32.500	3	1:33.675	5	1:39.464	15
18	6	Pietro Armani		R	11	MONOLITE RACING		Formula Alpine	1:31.393	5	1:31.613	4	1:36.582	2	1:39.069	3	1:40.679	15
19	68	Santiago Ramos		R	12	KIC MOTORSPORT		Formula Alpine	1:31.441	5	1:31.547	4	1:32.787	3	1:34.205	2	1:39.171	12
20	7	Gillian Henrion				G4 RACING		Formula Alpine	1:31.448	5	1:31.867	3	1:32.012	4	1:35.789	2	1:41.054	12
21	88	Hamda Al Qubaisi				PREMA RACING		Formula Alpine	1:31.894	3	1:32.449	4	1:33.602	5	1:39.668	2	1:41.822	13
22	35	Nicolas Baptiste		R	13	FA RACING		Formula Alpine	1:31.992	4	1:33.981	5	1:34.023	3	1:35.673	2	1:40.899	12
23	5	Maceo Capietto		R	14	MONOLITE RACING		Formula Alpine	1:32.293	3	1:32.498	4	1:37.692	5	1:39.098	2	1:39.188	13
24	19	Noel Leon		R	15	ARDEN		Formula Alpine	1:32.312	3	1:34.936	4	1:34.949	5	1:35.645	2	1:39.272	12
25	91	Eduardo Barrichello				ARDEN		Formula Alpine	1:32.646	3	1:33.803	4	1:34.713	2	1:38.967	12	1:39.068	5
26	24	Nicola Marinangelli				MONOLITE RACING		Formula Alpine	1:32.986	2	1:38.422	3	1:40.294	9	1:40.565	10	1:40.645	8
27	46	Gabriele Mini				ART GRAND PRIX		Formula Alpine	1:33.126	4	1:35.761	3	1:38.369	16	1:38.383	11	1:38.526	17
28	13	Joshua Dufek		R	16	VAN AMERSFOORT RACING		Formula Alpine	1:33.289	3	1:38.519	12	1:38.634	11	1:38.856	8	1:38.913	9
29	22	Tereza Babickova				G4 RACING		Formula Alpine	1:33.661	3	1:34.093	2	1:36.801	4	1:44.993	12	1:45.317	10
30	42	Laurens Van		R	17	ART GRAND PRIX		Formula Alpine	1:35.017	3	1:37.555	4	1:39.132	12	1:39.144	10	1:39.160	9
31	64	Esteban Masson		R	18	ART GRAND PRIX		Formula Alpine	1:35.436	3	1:36.884	4	1:39.548	10	1:39.983	11	1:40.446	12
32	27	Kas Haverkort				VAN AMERSFOORT RACING		Formula Alpine	1:35.672	3	1:38.058	12	1:38.186	9	1:38.470	11	1:38.478	10
33	28	Sebastian Ogaard				KIC MOTORSPORT		Formula Alpine	1:36.134	3	1:36.906	2	1:37.071	4	1:39.831	17	1:39.866	14
34	10	Joshua Durksen		R	19	ARDEN		Formula Alpine	1:38.952	10	1:38.972	11	1:39.333	12	1:39.413	8	1:40.100	9
35	11	Levente Revesz				VAN AMERSFOORT RACING		Formula Alpine	1:39.646	11	1:39.867	9	1:40.272	8	1:40.514	7	1:41.240	6
36	16	Lorenzo Fluxa				R-ACE GP		Formula Alpine	2:13.105	2								



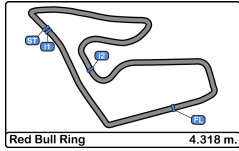
Red Bull Ring

Formula Regional Championship by Alpine

Collective Test 1

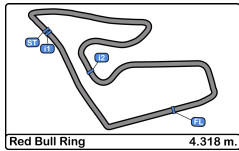
Best 5 Top Speeds

Clas	Nº	Driver	Nat	Cat	Cla	Team	Nat	Vehicle	Top 1		Top 2		Top 3		Top 4		Top 5		Avg		
									Km/h	Lap	Km/h	Lap	Km/h	Lap	Km/h	Lap	Km/h	Lap			
1	3	Paul Aron		EST		PREMA RACING		ITA	Formula Alpine	232.7	6	229.7	5	224.5	3	221.7	13	221.7	14	226.1	
2	26	Hadrien David		FRA		R-ACE GP		FRA	Formula Alpine	232.2	3	230.7	5	230.2	4	230.2	6	227.8	2	230.2	
3	65	Owen Tangavelou		FRA	R	1	RPM		ITA	Formula Alpine	230.7	4	228.8	5	227.3	6	221.7	12	220.8	11	225.9
4	72	Leonardo Fornaroli		ITA	R	2	TRIDENT		ITA	Formula Alpine	230.7	4	227.8	3	227.8	5	226.4	6	219.9	13	226.5
5	55	Pierre-Louis Chovet		FRA		RPM		ITA	Formula Alpine	230.2	5	229.7	4	229.7	6	225.9	2	221.7	3	227.5	
6	70	Tim Tramnitz		DEU	R	3	TRIDENT		ITA	Formula Alpine	230.2	5	228.8	3	228.8	4	222.6	2	220.8	15	226.2
7	58	Sebastian Montoya		COL	R	4	PREMA RACING		ITA	Formula Alpine	229.7	6	228.3	4	227.3	5	224.5	2	224.5	3	226.9
8	4	Roman Bilinski		POL	R	5	TRIDENT		ITA	Formula Alpine	229.2	3	227.8	4	227.8	6	226.4	5	220.4	12	226.3
9	8	Matias Zagazeta		PER	R	6	G4 RACING		CHE	Formula Alpine	229.2	4	227.3	3	226.8	6	225.9	5	224.5	2	226.8
10	21	Piotr Wisnicki		POL	R	7	KIC MOTORSPORT		FIN	Formula Alpine	229.2	5	227.3	4	225.9	3	221.3	10	220.8	11	224.9
11	91	Eduardo Barrichello		BRA		ARDEN		GBR	Formula Alpine	229.2	6	225.0	4	224.5	3	221.3	13	219.9	12	224.0	
12	5	Maceo Capietto		FRA	R	8	MONOLITE RACING		ITA	Formula Alpine	228.8	5	228.3	4	224.5	13	224.0	6	224.0	11	225.9
13	6	Pietro Armani		ITA	R	9	MONOLITE RACING		ITA	Formula Alpine	228.8	6	226.8	5	226.4	4	223.1	14	222.6	12	225.5
14	17	Sami Meguetounif		FRA	R	10	MP MOTORSPORT		NLD	Formula Alpine	228.8	5	226.4	6	225.0	3	224.0	2	220.4	12	224.9
15	9	Francesco Braschi		ITA	R	11	FA RACING		ESP	Formula Alpine	228.3	6	226.8	5	226.4	4	224.0	2	222.6	3	225.6
16	18	Dino Beganovic		SWE		PREMA RACING		ITA	Formula Alpine	228.3	5	227.3	4	224.0	2	222.2	13	221.7	14	224.7	
17	68	Santiago Ramos		MEX	R	12	KIC MOTORSPORT		FIN	Formula Alpine	228.3	3	227.3	5	226.8	4	224.5	6	221.7	12	225.7
18	77	Dilano Van 'T Hoff		NLD		MP MOTORSPORT		NLD	Formula Alpine	228.3	5	227.8	4	225.9	3	222.2	2	221.3	10	225.1	
19	7	Gillian Henrion		FRA		G4 RACING		CHE	Formula Alpine	227.8	3	226.8	4	226.8	5	226.4	6	219.9	12	225.6	
20	24	Nicola Marinangelli		ITA		MONOLITE RACING		ITA	Formula Alpine	227.8	3	222.2	11	221.7	10	220.8	16	220.4	8	222.6	
21	30	Mari Boya		ESP		MP MOTORSPORT		NLD	Formula Alpine	227.8	6	226.8	5	225.4	3	225.0	4	221.7	8	225.3	
22	85	Gabriel Bortoleto		BRA		R-ACE GP		FRA	Formula Alpine	227.8	5	227.3	3	227.3	4	226.8	2	226.4	6	227.1	
23	88	Hamda Al Qubaisi		ARE		PREMA RACING		ITA	Formula Alpine	227.8	3	227.8	4	225.4	5	222.6	6	219.0	14	224.5	
24	19	Noel Leon		MEX	R	13	ARDEN		GBR	Formula Alpine	227.3	6	226.4	5	225.4	4	222.2	3	220.8	13	224.4
25	28	Sebastian Ogaard		DNK		KIC MOTORSPORT		FIN	Formula Alpine	227.3	3	220.8	18	219.9	14	219.9	15	219.9	16	221.6	
26	46	Gabriele Mini		ITA		ART GRAND PRIX		FRA	Formula Alpine	226.8	4	220.8	12	220.8	14	220.8	15	219.9	16	221.8	
27	12	Victor Bernier		FRA	R	14	FA RACING		ESP	Formula Alpine	226.4	3	226.4	4	225.0	5	223.6	11	223.1	15	224.9
28	22	Tereza Babickova		CZE		G4 RACING		CHE	Formula Alpine	226.4	3	225.4	6	224.5	5	218.1	4	215.5	10	222.0	
29	13	Joshua Dufek		CHE	R	15	VAN AMERSFOORT RACING		NLD	Formula Alpine	224.5	13	224.0	3	223.1	12	222.6	8	222.2	11	223.3
30	35	Nicolas Baptiste		COL	R	16	FA RACING		ESP	Formula Alpine	224.5	6	224.0	4	223.1	2	222.6	5	222.2	3	223.3
31	27	Kas Haverkort		NLD		VAN AMERSFOORT RACING		NLD	Formula Alpine	222.6	13	221.3	12	220.4	3	220.4	16	219.5	11	220.8	
32	10	Joshua Durksen		NLD	R	17	ARDEN		GBR	Formula Alpine	221.3	11	220.4	10	220.4	12	220.4	13	220.4	14	220.5
33	11	Levente Revesz		HUN		VAN AMERSFOORT RACING		NLD	Formula Alpine	221.3	9	221.3	10	220.8	11	219.9	12	218.6	7	220.4	
34	64	Esteban Masson		FRA	R	18	ART GRAND PRIX		FRA	Formula Alpine	220.8	13	220.8	14	220.4	15	218.6	11	218.6	18	219.8
35	42	Laurens Van Hoepen		NLD	R	19	ART GRAND PRIX		FRA	Formula Alpine	220.4	15	220.4	20	219.9	13	219.9	14	219.9	17	220.1
36	16	Lorenzo Fluxa		ESP		R-ACE GP		FRA	Formula Alpine	184.6	1	129.0	2							156.8	



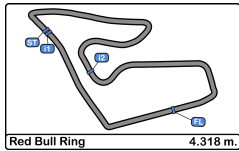
Red Bull Ring
Formula Regional Championship by Alpine
Collective Test 1
Fastest Laps Sequence

Lap	Time of Day	Session Time	N°	Driver	Nat	Cat	Team	Nat	Vehicle	Time	Km/h
2	11:09:23.921	3:23.921	91	Eduardo Barrichello		BRA	ARDEN		Formula Alpine	1:34.713	164.1
2	11:09:40.069	3:40.069	70	Tim Tramnitz		DEU	R TRIDENT		Formula Alpine	1:34.391	164.6
2	11:09:46.905	3:46.905	68	Santiago Ramos		MEX	R KIC MOTORSPORT		Formula Alpine	1:34.205	165.0
2	11:09:47.239	3:47.239	9	Francesco Braschi		ITA	R FA RACING		Formula Alpine	1:32.811	167.4
2	11:10:07.679	4:07.679	55	Pierre-Louis Chovet		FRA	RPM		Formula Alpine	1:32.266	168.4
3	11:11:03.359	5:03.359	18	Dino Beganovic		SVK	PREMA RACING		Formula Alpine	1:31.536	169.8
3	11:11:09.539	5:09.539	70	Tim Tramnitz		DEU	R TRIDENT		Formula Alpine	1:29.470	173.7



Red Bull Ring
Formula Regional Championship by Alpine
Collective Test 1
Event Best Maximum Speed

N°	Driver	Nat	Cat	Clas	Team	Nat	Vehicle	Km/h	Session
3	Paul Aron				PREMA RACING		Formula Alpine	235.2	Pre-Event Collective Test 1
55	Pierre-Louis Chovet				RPM		Formula Alpine	234.7	Pre-Event Collective Test 1
42	Laurens Van Hoepen		R	1	ART GRAND PRIX		Formula Alpine	233.7	Pre-Event Collective Test 1
26	Hadrien David				R-ACE GP		Formula Alpine	233.2	Pre-Event Collective Test 1
17	Sami Meguetounif		R	2	MP MOTORSPORT		Formula Alpine	232.7	Pre-Event Collective Test 1
65	Owen Tangavelou		R	3	RPM		Formula Alpine	232.2	Pre-Event Collective Test 1
46	Gabriele Mini				ART GRAND PRIX		Formula Alpine	232.2	Pre-Event Collective Test 1
77	Dilano Van 'T Hoff				MP MOTORSPORT		Formula Alpine	232.2	Pre-Event Collective Test 1
18	Dino Beganovic				PREMA RACING		Formula Alpine	232.2	Pre-Event Collective Test 1
64	Esteban Masson		R	4	ART GRAND PRIX		Formula Alpine	232.2	Pre-Event Collective Test 1
88	Hamda Al Qubaisi				PREMA RACING		Formula Alpine	232.2	Pre-Event Collective Test 1
9	Francesco Braschi		R	5	FA RACING		Formula Alpine	231.7	Pre-Event Collective Test 1
91	Eduardo Barrichello				ARDEN		Formula Alpine	231.7	Pre-Event Collective Test 1
10	Joshua Durksen		R	6	ARDEN		Formula Alpine	231.2	Pre-Event Collective Test 1
8	Matias Zagazeta		R	7	G4 RACING		Formula Alpine	231.2	Pre-Event Collective Test 1
27	Kas Haverkort				VAN AMERSFOORT RACING		Formula Alpine	230.7	Pre-Event Collective Test 1
30	Mari Boya				MP MOTORSPORT		Formula Alpine	230.7	Pre-Event Collective Test 1
58	Sebastian Montoya		R	8	PREMA RACING		Formula Alpine	230.7	Pre-Event Collective Test 1
72	Leonardo Fornaroli		R	9	TRIDENT		Formula Alpine	230.7	Pre-Event Collective Test 1
16	Lorenzo Fluxa				R-ACE GP		Formula Alpine	230.2	Pre-Event Collective Test 1
4	Roman Bilinski		R	10	TRIDENT		Formula Alpine	230.2	Pre-Event Collective Test 1
24	Nicola Marinangelli				MONOLITE RACING		Formula Alpine	230.2	Pre-Event Collective Test 1
19	Noel Leon		R	11	ARDEN		Formula Alpine	230.2	Pre-Event Collective Test 1
85	Gabriel Bortoleto				R-ACE GP		Formula Alpine	230.2	Pre-Event Collective Test 1
11	Levente Revesz				VAN AMERSFOORT RACING		Formula Alpine	230.2	Pre-Event Collective Test 1
70	Tim Tramnitz		R	12	TRIDENT		Formula Alpine	230.2	Collective Test 1
13	Joshua Dufek		R	13	VAN AMERSFOORT RACING		Formula Alpine	229.7	Pre-Event Collective Test 1
35	Nicolas Baptiste		R	14	FA RACING		Formula Alpine	229.2	Pre-Event Collective Test 1
5	Maceo Capietto		R	15	MONOLITE RACING		Formula Alpine	229.2	Pre-Event Collective Test 1
6	Pietro Armanni		R	16	MONOLITE RACING		Formula Alpine	229.2	Pre-Event Collective Test 1
21	Piotr Wisnicki		R	17	KIC MOTORSPORT		Formula Alpine	229.2	Collective Test 1
68	Santiago Ramos		R	18	KIC MOTORSPORT		Formula Alpine	228.3	Collective Test 1
22	Tereza Babickova				G4 RACING		Formula Alpine	227.8	Pre-Event Collective Test 1
28	Sebastian Ogaard				KIC MOTORSPORT		Formula Alpine	227.8	Pre-Event Collective Test 1
7	Gillian Henrion				G4 RACING		Formula Alpine	227.8	Collective Test 1
12	Victor Bernier		R	19	FA RACING		Formula Alpine	227.3	Pre-Event Collective Test 1



Red Bull Ring
Formula Regional Championship by Alpine
Collective Test 1
Pit Stop Analysis

3 Paul Aron PREMA RACING
 Formula Alpine

Nr.	In Day Time	In Time	Out Time	Pit Time	T. Pit Time	Handicap	Penalty
1	11:15:59.448	11:15:59.448	11:25:40.765	9:41.317	9:41.317		
2	11:39:05.834	11:39:05.834	11:43:29.603	4:23.769	14:05.086		
3	11:47:03.119	11:47:03.119	11:52:08.662	5:05.543	19:10.629		

4 Roman Bilinski R TRIDENT
 Formula Alpine

Nr.	In Day Time	In Time	Out Time	Pit Time	T. Pit Time	Handicap	Penalty
1	11:16:02.482	11:16:02.482	11:32:50.728	16:48.246	16:48.246		
2	11:46:32.070	11:46:32.070	11:52:20.006	5:47.936	22:36.182		

5 Maceo Capietto R MONOLITE RACING
 Formula Alpine

Nr.	In Day Time	In Time	Out Time	Pit Time	T. Pit Time	Handicap	Penalty
1	11:16:14.103	11:16:14.103	11:24:38.769	8:24.666	8:24.666		
2	11:38:08.689	11:38:08.689	11:41:22.688	3:13.999	11:38.665		
3	11:46:24.290	11:46:24.290	11:52:24.490	6:00.200	17:38.865		

6 Pietro Armanni R MONOLITE RACING
 Formula Alpine

Nr.	In Day Time	In Time	Out Time	Pit Time	T. Pit Time	Handicap	Penalty
1	11:16:20.865	11:16:20.865	11:25:05.213	8:44.348	8:44.348		
2	11:42:39.422	11:42:39.422	11:44:41.264	2:01.842	10:46.190		
3	11:46:29.918	11:46:29.918	11:52:26.348	5:56.430	16:42.620		

7 Gillian Henrion G4 RACING
 Formula Alpine

Nr.	In Day Time	In Time	Out Time	Pit Time	T. Pit Time	Handicap	Penalty
1	11:16:23.421	11:16:23.421	11:27:21.899	10:58.478	10:58.478		

8 Matias Zagazeta R G4 RACING
 Formula Alpine

Nr.	In Day Time	In Time	Out Time	Pit Time	T. Pit Time	Handicap	Penalty
1	11:16:19.094	11:16:19.094	11:25:23.582	9:04.488	9:04.488		
2	11:45:38.226	11:45:38.226	11:52:42.632	7:04.406	16:08.894		

9 Francesco Braschi R FA RACING
 Formula Alpine

Nr.	In Day Time	In Time	Out Time	Pit Time	T. Pit Time	Handicap	Penalty
1	11:16:10.113	11:16:10.113	11:28:44.147	12:34.034	12:34.034		
2	11:43:59.697	11:43:59.697	11:52:34.477	8:34.780	21:08.814		

10 Joshua Durksen R ARDEN
 Formula Alpine

Nr.	In Day Time	In Time	Out Time	Pit Time	T. Pit Time	Handicap	Penalty
1	11:09:33.332	11:09:33.332	11:11:02.574	1:29.242	1:29.242		
2	11:16:45.021	11:16:45.021	11:26:52.280	10:07.259	11:36.501		
3	11:41:55.458	11:41:55.458	11:44:20.386	2:24.928	14:01.429		
4	11:48:02.512	11:48:02.512	11:52:05.318	4:02.806	18:04.235		

11 Levente Revesz VAN AMERSFOORT RACING
 Formula Alpine

Nr.	In Day Time	In Time	Out Time	Pit Time	T. Pit Time	Handicap	Penalty
1	11:08:25.510	11:08:25.510	11:09:35.563	1:10.053	1:10.053		
2	11:13:22.113	11:13:22.113	11:25:42.921	12:20.808	13:30.861		
3	11:41:04.710	11:41:04.710	11:52:40.559	11:35.849	25:06.710		

12 Victor Bernier R FA RACING
 Formula Alpine

Nr.	In Day Time	In Time	Out Time	Pit Time	T. Pit Time	Handicap	Penalty
1	11:16:16.394	11:16:16.394	11:26:26.511	10:10.117	10:10.117		
2	11:36:34.047	11:36:34.047	11:40:31.983	3:57.936	14:08.053		
3	11:47:20.904	11:47:20.904	11:52:33.453	5:12.549	19:20.602		

13 Joshua Dufek R VAN AMERSFOORT RACING
 Formula Alpine

Nr.	In Day Time	In Time	Out Time	Pit Time	T. Pit Time	Handicap	Penalty
1	11:13:52.813	11:13:52.813	11:22:28.273	8:35.460	8:35.460		
2	11:37:27.462	11:37:27.462	11:45:17.870	7:50.408	16:25.868		
3	11:47:06.306	11:47:06.306	11:52:37.462	5:31.156	21:57.024		

17 Sami Meguetounif R MP MOTORSPORT
 Formula Alpine

Nr.	In Day Time	In Time	Out Time	Pit Time	T. Pit Time	Handicap	Penalty
1	11:16:40.264	11:16:40.264	11:32:04.978	15:24.714	15:24.714		
2	11:47:16.939	11:47:16.939	11:52:45.223	5:28.284	20:52.998		

18 Dino Beganovic PREMA RACING
 Formula Alpine

Nr.	In Day Time	In Time	Out Time	Pit Time	T. Pit Time	Handicap	Penalty
1	11:15:48.790	11:15:48.790	11:26:33.117	10:44.327	10:44.327		
2	11:39:55.481	11:39:55.481	11:52:10.253	12:14.772	22:59.099		

19 Noel Leon R ARDEN
 Formula Alpine

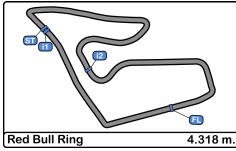
Nr.	In Day Time	In Time	Out Time	Pit Time	T. Pit Time	Handicap	Penalty
1	11:15:50.647	11:15:50.647	11:25:32.699	9:42.052	9:42.052		
2	11:37:13.507	11:37:13.507	11:39:17.064	2:03.557	11:45.609		
3	11:47:58.799	11:47:58.799	11:52:07.422	4:08.623	15:54.232		

21 Piotr Wisnicki R KIC MOTORSPORT
 Formula Alpine

Nr.	In Day Time	In Time	Out Time	Pit Time	T. Pit Time	Handicap	Penalty
1	11:14:26.361	11:14:26.361	11:22:26.981	8:00.620	8:00.620		
2	11:32:46.268	11:32:46.268	11:35:50.727	3:04.459	11:05.079		
3	11:42:42.853	11:42:42.853	11:52:31.543	9:48.690	20:53.769		

22 Tereza Babickova G4 RACING
 Formula Alpine

Nr.	In Day Time	In Time	Out Time	Pit Time	T. Pit Time	Handicap	Penalty
1	11:21:00.131	11:21:00.131	11:31:36.686	10:36.555	10:36.555		
2	11:46:39.226	11:46:39.226	11:52:48.346	6:09.120	16:45.675		



Red Bull Ring
Formula Regional Championship by Alpine
Collective Test 1
Pit Stop Analysis

24 Nicola Marinangelli MONOLITE RACING
 Formula Alpine

Nr.	In Day Time	In Time	Out Time	Pit Time	T. Pit Time	Handicap	Penalty
1	11:11:24.368	11:11:24.368	11:24:03.185	12:38.817	12:38.817		
2	11:39:49.843	11:39:49.843	11:43:36.012	3:46.169	16:24.986		
3	11:47:07.722	11:47:07.722	11:52:36.562	5:28.840	21:53.826		

26 Hadrien David R-ACE GP
 Formula Alpine

Nr.	In Day Time	In Time	Out Time	Pit Time	T. Pit Time	Handicap	Penalty
1	11:16:11.881	11:16:11.881	11:24:01.916	7:50.035	7:50.035		
2	11:39:07.613	11:39:07.613	11:43:39.665	4:32.052	12:22.087		

27 Kas Haverkort VAN AMERSFOORT RACING
 Formula Alpine

Nr.	In Day Time	In Time	Out Time	Pit Time	T. Pit Time	Handicap	Penalty
1	11:13:59.119	11:13:59.119	11:22:21.290	8:22.171	8:22.171		
2	11:37:15.106	11:37:15.106	11:45:15.989	8:00.883	16:23.054		
3	11:47:05.191	11:47:05.191	11:52:38.847	5:33.656	21:56.710		

28 Sebastian Ogaard KIC MOTORSPORT
 Formula Alpine

Nr.	In Day Time	In Time	Out Time	Pit Time	T. Pit Time	Handicap	Penalty
1	11:16:42.504	11:16:42.504	11:22:20.005	5:37.501	5:37.501		
2	11:30:52.353	11:30:52.353	11:33:59.072	3:06.719	8:44.220		

30 Mari Boya MP MOTORSPORT
 Formula Alpine

Nr.	In Day Time	In Time	Out Time	Pit Time	T. Pit Time	Handicap	Penalty
1	11:16:38.278	11:16:38.278	11:34:58.018	18:19.740	18:19.740		
2	11:45:27.257	11:45:27.257	11:52:43.948	7:16.691	25:36.431		

35 Nicolas Baptiste R FA RACING
 Formula Alpine

Nr.	In Day Time	In Time	Out Time	Pit Time	T. Pit Time	Handicap	Penalty
1	11:16:25.330	11:16:25.330	11:26:21.936	9:56.606	9:56.606		
2	11:38:23.770	11:38:23.770	11:41:24.197	3:00.427	12:57.033		
3	11:46:33.268	11:46:33.268	11:52:35.483	6:02.215	18:59.248		

42 Laurens Van Hoepen R ART GRAND PRIX
 Formula Alpine

Nr.	In Day Time	In Time	Out Time	Pit Time	T. Pit Time	Handicap	Penalty
1	11:08:04.062	11:08:04.062	11:10:16.527	2:12.465	2:12.465		
2	11:16:58.592	11:16:58.592	11:23:00.398	6:01.806	8:14.271		
3	11:43:02.356	11:43:02.356	11:45:22.434	2:20.078	10:34.349		
4	11:47:10.090	11:47:10.090	11:52:17.292	5:07.202	15:41.551		

46 Gabriele Mini ART GRAND PRIX
 Formula Alpine

Nr.	In Day Time	In Time	Out Time	Pit Time	T. Pit Time	Handicap	Penalty
1	11:08:01.610	11:08:01.610	11:10:20.306	2:18.696	2:18.696		
2	11:16:57.035	11:16:57.035	11:22:18.334	5:21.299	7:39.995		
3	11:25:47.109	11:25:47.109	11:28:03.202	2:16.093	9:56.088		
4	11:46:19.453	11:46:19.453	11:52:15.564	5:56.111	15:52.199		

55 Pierre-Louis Chovet RPM
 Formula Alpine

Nr.	In Day Time	In Time	Out Time	Pit Time	T. Pit Time	Handicap	Penalty
1	11:16:36.085	11:16:36.085	11:22:57.758	6:21.673	6:21.673		
2	11:34:49.443	11:34:49.443	11:36:42.442	1:52.999	8:14.672		
3	11:45:15.819	11:45:15.819	11:52:22.460	7:06.641	15:21.313		

58 Sebastian Montoya R PREMA RACING
 Formula Alpine

Nr.	In Day Time	In Time	Out Time	Pit Time	T. Pit Time	Handicap	Penalty
1	11:15:53.163	11:15:53.163	11:25:20.355	9:27.192	9:27.192		
2	11:42:02.335	11:42:02.335	11:52:11.591	10:09.256	19:36.448		

64 Esteban Masson R ART GRAND PRIX
 Formula Alpine

Nr.	In Day Time	In Time	Out Time	Pit Time	T. Pit Time	Handicap	Penalty
1	11:08:02.731	11:08:02.731	11:10:17.971	2:15.240	2:15.240		
2	11:17:00.152	11:17:00.152	11:22:23.841	5:23.689	7:38.929		
3	11:44:33.698	11:44:33.698	11:52:16.367	7:42.669	15:21.598		

65 Owen Tangavelou R RPM
 Formula Alpine

Nr.	In Day Time	In Time	Out Time	Pit Time	T. Pit Time	Handicap	Penalty
1	11:20:50.677	11:20:50.677	11:27:44.258	6:53.581	6:53.581		
2	11:38:12.656	11:38:12.656	11:41:27.291	3:14.635	10:08.216		
3	11:46:44.733	11:46:44.733	11:52:23.548	5:38.815	15:47.031		

68 Santiago Ramos R KIC MOTORSPORT
 Formula Alpine

Nr.	In Day Time	In Time	Out Time	Pit Time	T. Pit Time	Handicap	Penalty
1	11:16:13.144	11:16:13.144	11:24:44.081	8:30.937	8:30.937		
2	11:39:46.201	11:39:46.201	11:42:32.673	2:46.472	11:17.409		
3	11:47:54.649	11:47:54.649	11:52:29.563	4:34.914	15:52.323		

70 Tim Tramnitz R TRIDENT
 Formula Alpine

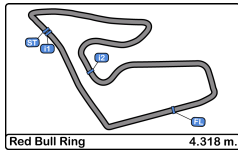
Nr.	In Day Time	In Time	Out Time	Pit Time	T. Pit Time	Handicap	Penalty
1	11:15:54.318	11:15:54.318	11:25:12.238	9:17.920	9:17.920		
2	11:36:53.027	11:36:53.027	11:40:54.460	4:01.433	13:19.353		
3	11:47:52.140	11:47:52.140	11:52:18.306	4:26.166	17:45.519		

72 Leonardo Fornaroli R TRIDENT
 Formula Alpine

Nr.	In Day Time	In Time	Out Time	Pit Time	T. Pit Time	Handicap	Penalty
1	11:16:00.999	11:16:00.999	11:25:57.342	9:56.343	9:56.343		
2	11:38:00.764	11:38:00.764	11:42:22.111	4:21.347	14:17.690		
3	11:47:56.736	11:47:56.736	11:52:21.171	4:24.435	18:42.125		

77 Dilano Van T Hoff MP MOTORSPORT
 Formula Alpine

Nr.	In Day Time	In Time	Out Time	Pit Time	T. Pit Time	Handicap	Penalty
1	11:16:17.315	11:16:17.315	11:32:06.930	15:49.615	15:49.615		
2	11:33:49.834	11:33:49.834	11:38:50.283	5:00.449	20:50.064		
3	11:47:17.916	11:47:17.916	11:52:46.312	5:28.396	26:18.460		



Red Bull Ring
Formula Regional Championship by Alpine
Collective Test 1
Pit Stop Analysis

85

Gabriel Bortoleto

R-ACE GP

Formula Alpine

Nr.	In Day Time	In Time	Out Time	Pit Time	T. Pit Time	Handicap	Penalty
1	11:15:47.365	11:15:47.365	11:24:15.167	8:27.802	8:27.802		
2	11:39:10.126	11:39:10.126	11:41:30.368	2:20.242	10:48.044		

88

Hamda Al Qubaisi

PREMA RACING

Formula Alpine

Nr.	In Day Time	In Time	Out Time	Pit Time	T. Pit Time	Handicap	Penalty
1	11:16:08.243	11:16:08.243	11:26:01.747	9:53.504	9:53.504		
2	11:43:57.113	11:43:57.113	11:52:14.652	8:17.539	18:11.043		

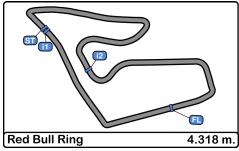
91

Eduardo Barrichello

ARDEN

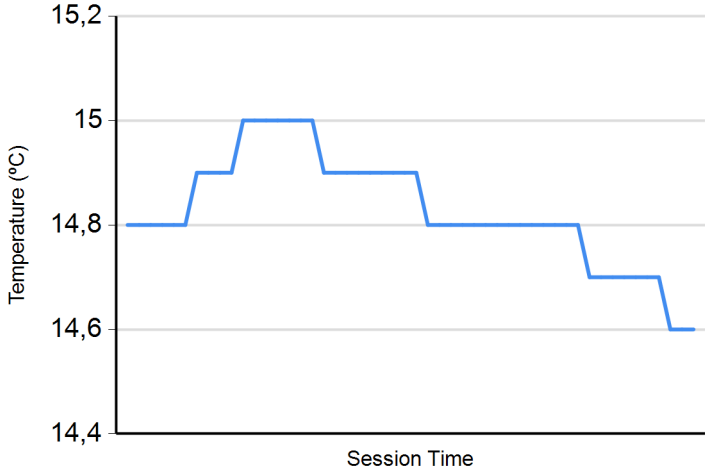
Formula Alpine

Nr.	In Day Time	In Time	Out Time	Pit Time	T. Pit Time	Handicap	Penalty
1	11:15:52.107	11:15:52.107	11:26:54.181	11:02.074	11:02.074		
2	11:38:36.928	11:38:36.928	11:40:37.658	2:00.730	13:02.804		
3	11:47:24.368	11:47:24.368	11:52:06.434	4:42.066	17:44.870		

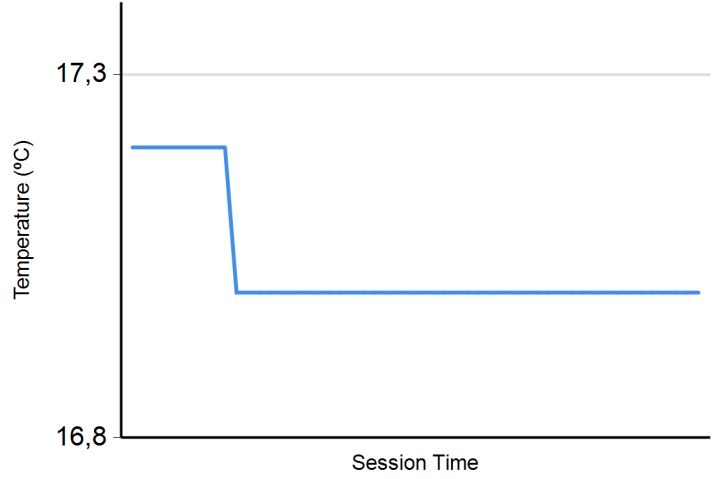


Red Bull Ring
Formula Regional Championship by Alpine
Collective Test 1
Weather Report

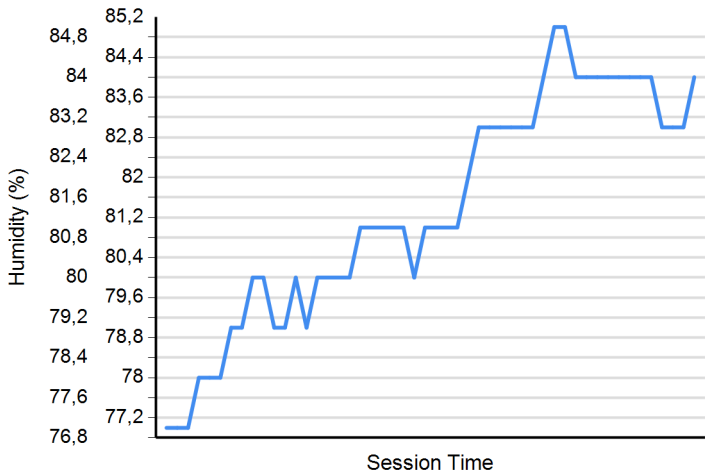
Air Temperature



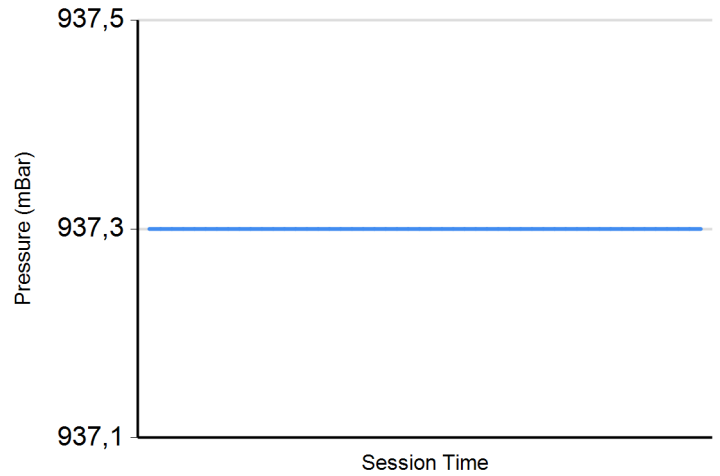
Track Temperature



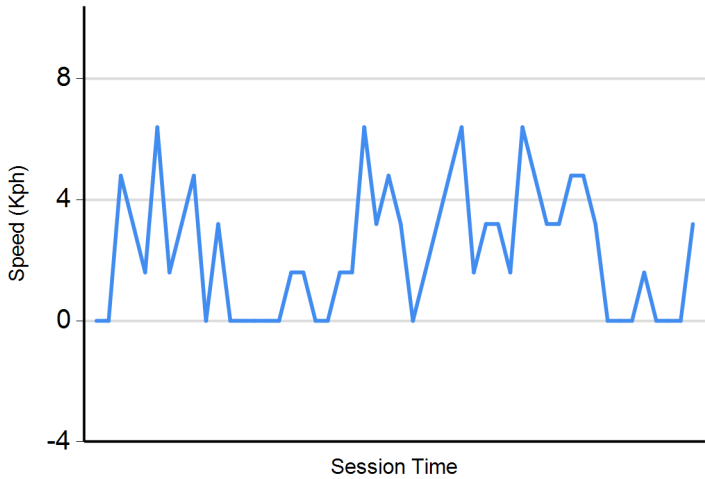
Humidity



Pressure



Wind Speed



Wind direction

North = 0°/360° Est = 90° South = 180° West = 270°

