

Circuito de Barcelona
Formula Regional Championship by Alpine
Collective Test 1
Provisional Results

Clas	Nº	Driver	Nat	Cat	Clas	Team	Nat	Vehicle	Laps	Best	Time	Gap	Interval	Km/h
1	12	Victor Bernier		R	1	FA RACING		Formula Alpine	15	15	1:41.627			165.6
2	26	Hadrien David				R-ACE GP		Formula Alpine	16	16	1:41.663	0.036	0.036	165.5
3	27	Kas Haverkort				VAN AMERSFOORT RACING		Formula Alpine	14	14	1:41.724	0.097	0.061	165.4
4	11	Levente Revesz				VAN AMERSFOORT RACING		Formula Alpine	14	14	1:41.847	0.220	0.123	165.2
5	19	Noel Leon		R	2	ARDEN		Formula Alpine	16	16	1:41.883	0.256	0.036	165.1
6	18	Dino Beganovic				PREMA RACING		Formula Alpine	14	14	1:41.904	0.277	0.021	165.1
7	17	Sami Meguetounif		R	3	MP MOTORSPORT		Formula Alpine	16	16	1:41.907	0.280	0.003	165.1
8	46	Gabriele Mini				ART GRAND PRIX		Formula Alpine	15	15	1:41.926	0.299	0.019	165.1
9	13	Joshua Dufek		R	4	VAN AMERSFOORT RACING		Formula Alpine	15	15	1:41.985	0.358	0.059	165.0
10	72	Leonardo Fornaroli		R	5	TRIDENT		Formula Alpine	14	14	1:42.047	0.420	0.062	164.9
11	3	Paul Aron				PREMA RACING		Formula Alpine	14	14	1:42.053	0.426	0.006	164.9
12	55	Pierre-Louis Chovet				RPM		Formula Alpine	15	15	1:42.084	0.457	0.031	164.8
13	91	Eduardo Barrichello				ARDEN		Formula Alpine	16	16	1:42.110	0.483	0.026	164.8
14	70	Tim Tramnitz		R	6	TRIDENT		Formula Alpine	15	15	1:42.110	0.483	0.000	164.8
15	4	Roman Bilinski		R	7	TRIDENT		Formula Alpine	15	15	1:42.160	0.533	0.050	164.7
16	10	Joshua Durksen		R	8	ARDEN		Formula Alpine	16	16	1:42.223	0.596	0.063	164.6
17	64	Esteban Masson		R	9	ART GRAND PRIX		Formula Alpine	16	16	1:42.237	0.610	0.014	164.6
18	77	Dilano Van 'T Hoff				MP MOTORSPORT		Formula Alpine	16	16	1:42.333	0.706	0.096	164.4
19	5	Maceo Capietto		R	10	MONOLITE RACING		Formula Alpine	14	14	1:42.348	0.721	0.015	164.4
20	85	Gabriel Bortoleto				R-ACE GP		Formula Alpine	14	14	1:42.582	0.955	0.234	164.0
21	8	Matias Zagazeta		R	11	G4 RACING		Formula Alpine	17	16	1:42.612	0.985	0.030	164.0
22	42	Laurens Van Hoepen		R	12	ART GRAND PRIX		Formula Alpine	17	17	1:42.628	1.001	0.016	163.9
23	35	Nicolas Baptiste		R	13	FA RACING		Formula Alpine	14	14	1:42.760	1.133	0.132	163.7
24	9	Francesco Braschi		R	14	FA RACING		Formula Alpine	14	8	1:43.002	1.375	0.242	163.3
25	58	Sebastian Montoya		R	15	PREMA RACING		Formula Alpine	13	13	1:43.049	1.422	0.047	163.3
26	7	Axel Gnos				G4 RACING		Formula Alpine	16	16	1:43.141	1.514	0.092	163.1
27	16	Lorenzo Fluxa				R-ACE GP		Formula Alpine	16	12	1:43.178	1.551	0.037	163.1
28	28	Sebastian Ogaard				KIC MOTORSPORT		Formula Alpine	16	16	1:43.209	1.582	0.031	163.0
29	30	Mari Boya				MP MOTORSPORT		Formula Alpine	8	8	1:43.431	1.804	0.222	162.7
30	6	Pietro Armani		R	16	MONOLITE RACING		Formula Alpine	14	14	1:43.816	2.189	0.385	162.1
31	21	Piotr Wisnicki		R	17	KIC MOTORSPORT		Formula Alpine	15	15	1:44.374	2.747	0.558	161.2
32	65	Owen Tangavelou		R	18	RPM		Formula Alpine	13	9	1:44.608	2.981	0.234	160.8
33	68	Santiago Ramos		R	19	KIC MOTORSPORT		Formula Alpine	14	14	1:45.031	3.404	0.423	160.2
34	24	Nicola Marinangeli				MONOLITE RACING		Formula Alpine	6	5	1:46.538	4.911	1.507	157.9
35	88	Anna Al Qubaisi				PREMA RACING		Formula Alpine	14	14	1:49.588	7.961	3.050	153.5

Published at:.....

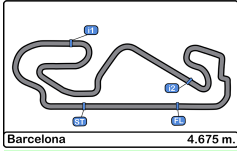
Track Temp: 17.8 °C Air Temp: 17.4 °C Humidity: 76 % Track Status: DRY

Stewards:

Race Director:

Timekeeper:





Circuito de Barcelona
Formula Regional Championship by Alpine
Collective Test 1
Provisional Results by Category

Clas	Nº	Driver	Nat	Cat	Clas	Team	Nat	Vehicle	Laps	Best	Time	Gap	Interval	Km/h
1	26	Hadrien David	FRA			R-ACE GP	FRA	Formula Alpine	16	16	1:41.663			165.5
2	27	Kas Haverkort	NLD			VAN AMERSFOORT RACING	NLD	Formula Alpine	14	14	1:41.724	0.061	0.061	165.4
3	11	Levente Revesz	HUN			VAN AMERSFOORT RACING	NLD	Formula Alpine	14	14	1:41.847	0.184	0.123	165.2
4	18	Dino Beganovic	SWE			PREMA RACING	ITA	Formula Alpine	14	14	1:41.904	0.241	0.057	165.1
5	46	Gabriele Mini	ITA			ART GRAND PRIX	FRA	Formula Alpine	15	15	1:41.926	0.263	0.022	165.1
6	3	Paul Aron	EST			PREMA RACING	ITA	Formula Alpine	14	14	1:42.053	0.390	0.127	164.9
7	55	Pierre-Louis Chovet	FRA			RPM	ITA	Formula Alpine	15	15	1:42.084	0.421	0.031	164.8
8	91	Eduardo Barrichello	BRA			ARDEN	GBR	Formula Alpine	16	16	1:42.110	0.447	0.026	164.8
9	77	Dilano Van 'T Hoff	NLD			MP MOTORSPORT	NLD	Formula Alpine	16	16	1:42.333	0.670	0.223	164.4
10	85	Gabriel Bortoletto	BRA			R-ACE GP	FRA	Formula Alpine	14	14	1:42.582	0.919	0.249	164.0
11	7	Axel Gnos	CHE			G4 RACING	CHE	Formula Alpine	16	16	1:43.141	1.478	0.559	163.1
12	16	Lorenzo Fluxa	ESP			R-ACE GP	FRA	Formula Alpine	16	12	1:43.178	1.515	0.037	163.1
13	28	Sebastian Ogaard	DNK			KIC MOTORSPORT	FIN	Formula Alpine	16	16	1:43.209	1.546	0.031	163.0
14	30	Mari Boya	ESP			MP MOTORSPORT	NLD	Formula Alpine	8	8	1:43.431	1.768	0.222	162.7
15	24	Nicola Marinangeli	ITA			MONOLITE RACING	ITA	Formula Alpine	6	5	1:46.538	4.875	3.107	157.9
16	88	Amna Al Qubaisi	UAE			PREMA RACING	ITA	Formula Alpine	14	14	1:49.588	7.925	3.050	153.5

Rookie

1	12	Victor Bernier	FRA	R	1	FA RACING	ESP	Formula Alpine	15	15	1:41.627			165.6
2	19	Noel Leon	MEX	R	2	ARDEN	GBR	Formula Alpine	16	16	1:41.883	0.256	0.256	165.1
3	17	Sami Meguetounif	FRA	R	3	MP MOTORSPORT	NLD	Formula Alpine	16	16	1:41.907	0.280	0.024	165.1
4	13	Joshua Dufek	CHE	R	4	VAN AMERSFOORT RACING	NLD	Formula Alpine	15	15	1:41.985	0.358	0.078	165.0
5	72	Leonardo Fornaroli	ITA	R	5	TRIDENT	ITA	Formula Alpine	14	14	1:42.047	0.420	0.062	164.9
6	70	Tim Tramnitz	DEU	R	6	TRIDENT	ITA	Formula Alpine	15	15	1:42.110	0.483	0.063	164.8
7	4	Roman Bilinski	POL	R	7	TRIDENT	ITA	Formula Alpine	15	15	1:42.160	0.533	0.050	164.7
8	10	Joshua Durksen	GBR	R	8	ARDEN	GBR	Formula Alpine	16	16	1:42.223	0.596	0.063	164.6
9	64	Esteban Masson	FRA	R	9	ART GRAND PRIX	FRA	Formula Alpine	16	16	1:42.237	0.610	0.014	164.6
10	5	Maceo Capietto	FRA	R	10	MONOLITE RACING	ITA	Formula Alpine	14	14	1:42.348	0.721	0.111	164.4
11	8	Matias Zagazeta	PER	R	11	G4 RACING	CHE	Formula Alpine	17	16	1:42.612	0.985	0.264	164.0
12	42	Laurens Van Hoepen	NLD	R	12	ART GRAND PRIX	FRA	Formula Alpine	17	17	1:42.628	1.001	0.016	163.9
13	35	Nicolas Baptiste	COL	R	13	FA RACING	ESP	Formula Alpine	14	14	1:42.760	1.133	0.132	163.7
14	9	Francesco Braschi	ITA	R	14	FA RACING	ESP	Formula Alpine	14	8	1:43.002	1.375	0.242	163.3
15	58	Sebastian Montoya	COL	R	15	PREMA RACING	ITA	Formula Alpine	13	13	1:43.049	1.422	0.047	163.3
16	6	Pietro Armani	ITA	R	16	MONOLITE RACING	ITA	Formula Alpine	14	14	1:43.816	2.189	0.767	162.1
17	21	Piotr Wisnicki	POL	R	17	KIC MOTORSPORT	FIN	Formula Alpine	15	15	1:44.374	2.747	0.558	161.2
18	65	Owen Tangavelou	FRA	R	18	RPM	ITA	Formula Alpine	13	9	1:44.608	2.981	0.234	160.8
19	68	Santiago Ramos	MEX	R	19	KIC MOTORSPORT	FIN	Formula Alpine	14	14	1:45.031	3.404	0.423	160.2

Published at:.....

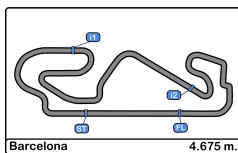
Track Temp: 17.8 °C Air Temp: 17.4 °C Humidity: 76 % Track Status: DRY

Stewards:

Race Director:

Timekeeper:





Circuito de Barcelona

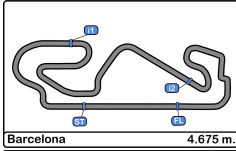
Formula Regional Championship by Alpine

Collective Test 1

Lap Analysis

3 Paul Aron							5 Maceo Capietto							
Formula Alpine							Formula Alpine							
PREMA RACING							MONOLITE RACING							
Lap	D	Time	Sector 1	Sector 2	Sector 3	T. Spd	Lap	D	Time	Sector 1	Sector 2	Sector 3	T. Spd	Elapsed
1		9:03:12.162	9:01:27.128	58.345	46.689	124.4	9:03:12.162	1	9:03:38.406	9:01:57.546	51.719	49.141	160.2	9:03:38.406
2		2:25.038 P	39.332	54.017	51.689	231.2	9:05:37.200	2	14:37.295	13:12.604	47.361	37.330	164.6	9:18:15.701
3		12:19.374	10:46.837	52.704	39.833	140.0	9:17:56.574	3	1:49.813	32.336	42.226	35.251	226.8	9:20:05.514
4		1:59.103	35.351	45.930	37.822	199.2	9:19:55.677	4	1:48.060	30.886	41.148	36.026	230.2	9:21:53.574
5		1:57.190	34.439	44.583	38.168	162.6	9:21:52.867	5	1:44.340	30.096	40.173	34.071	237.8	9:23:37.914
6		1:43.493	29.950	39.752	33.791	237.3	9:23:36.360	6	1:43.743	29.835	40.000	33.908	238.4	9:25:21.657
7		2:00.533	35.328	47.128	38.077	181.8	9:25:36.893	7	1:47.273	29.815	40.218	37.240	241.6	9:27:08.930
8		1:42.807	29.636	39.540	33.631	237.3	9:27:19.700	8	1:43.459	29.799	39.941	33.719	237.8	9:28:52.389
9		1:57.781	34.132	47.403	36.246	238.9	9:29:17.481	9	1:42.993	29.596	39.789	33.608	237.8	9:30:35.382
10		1:51.783 P	29.429	39.466	42.888	238.9	9:31:09.264	10	1:48.386 P	29.606	39.744	39.036	237.8	9:32:23.768
11		13:47.120	12:16.056	51.877	39.187	134.1	9:44:56.384	11	12:53.170	11:31.509	45.371	36.290	167.9	9:45:16.938
12		1:53.624	33.276	44.466	35.882	189.8	9:46:50.008	12	1:47.218	32.007	40.863	34.348	226.8	9:47:04.156
13		2:03.857	32.298	43.711	47.848	178.2	9:48:53.865	13	1:50.604	29.619	39.527	41.458	239.4	9:48:54.760
14		1:42.053	29.380	39.360	33.313	238.9	9:50:35.918	14	1:42.348	29.510	39.444	33.394	238.4	9:50:37.108
15			29.191	39.319		240.5		15		29.317	39.457		240.5	

4 Roman Bilinski							6 Pietro Armanni							
Formula Alpine							Formula Alpine							
ROOKIE							MONOLITE RACING							
Lap	D	Time	Sector 1	Sector 2	Sector 3	T. Spd	Lap	D	Time	Sector 1	Sector 2	Sector 3	T. Spd	Elapsed
1		9:03:28.947	9:01:54.085	52.269	42.593	149.1	9:03:28.947	1	9:03:45.610	9:01:57.185	56.180	52.245	150.4	9:03:45.610
2		1:55.008	34.873	44.369	35.766	229.2	9:05:23.955	2	14:30.869	13:08.108	45.320	37.441	172.2	9:18:16.479
3		1:44.913	30.092	40.264	34.557	237.3	9:07:08.868	3	1:51.183	32.086	42.563	36.534	234.2	9:20:07.662
4		2:11.519 P	36.584	47.167	47.768	210.5	9:09:20.387	4	1:49.994	30.564	43.029	36.401	237.8	9:21:57.656
5		8:47.433	7:18.519	42.895	46.019	170.3	9:18:07.820	5	1:46.139	30.395	41.342	34.402	237.8	9:23:43.795
6		1:46.597	29.921	41.698	34.978	236.8	9:19:54.417	6	1:44.810	29.928	40.732	34.150	237.8	9:25:28.605
7		1:43.571	29.884	39.822	33.865	237.8	9:21:37.988	7	1:44.272	29.870	40.380	34.022	237.8	9:27:12.877
8		1:43.387	29.739	39.825	33.823	237.8	9:23:21.375	8	1:44.130	29.870	40.440	33.820	240.0	9:28:57.007
9		1:43.083	29.450	39.587	34.046	238.9	9:25:04.458	9	1:43.850	29.746	40.212	33.892	238.4	9:30:40.857
10		1:48.509 P	29.804	40.258	38.447	237.3	9:26:52.967	10	2:04.261 P	29.833	46.892	47.536	237.8	9:32:45.118
11		6:34.400	5:06.049	49.398	38.953	159.5	9:33:27.367	11	12:38.291	11:17.059	45.118	36.114	162.6	9:45:23.409
12		2:23.528 P	35.350	56.353	51.825	225.0	9:35:50.895	12	1:51.450	30.763	41.993	38.694	233.7	9:47:14.859
13		10:27.975	9:05.536	44.422	38.017	145.5	9:46:18.870	13	1:54.545	30.172	40.079	44.294	238.9	9:49:09.404
14		1:42.982	29.609	39.700	33.673	236.8	9:48:01.852	14	1:43.816	30.130	39.795	33.891	237.8	9:50:53.220
15		1:42.160	29.429	39.329	33.402	236.3	9:49:44.012	15		29.572	39.628		238.4	
16			29.249	40.837		237.8								



Circuito de Barcelona

Formula Regional Championship by Alpine

Collective Test 1

Lap Analysis

7

Axel Gnos

Formula Alpine 9

Francesco Braschi

Formula Alpine

G4 RACING

Rookie

FA RACING

Lap	D	Time	Sector 1	Sector 2	Sector 3	T. Spd	Elapsed	Lap	D	Time	Sector 1	Sector 2	Sector 3	T. Spd	Elapsed
1		9:02:30.201	9:00:59.725	49.147	41.329	161.1	9:02:30.201	1		9:04:27.683	9:02:57.999	49.190	40.494	160.2	9:04:27.683
2		2:00.851	36.920	46.402	37.529	196.7	9:04:31.052	2		2:02.807	34.837	47.990	39.980	206.5	9:06:30.490
3		1:49.989	31.897	42.748	35.344	225.9	9:06:21.041	3		2:12.945 P	33.110	47.364	52.471	225.4	9:08:43.435
4		2:10.315 P	30.642	49.962	49.711	234.7	9:08:31.356	4		10:08.486	8:50.081	41.774	36.631	170.8	9:18:51.921
5		8:39.861	7:20.528	43.724	35.609	170.8	9:17:11.217	5		1:46.781	30.101	39.956	36.724	235.2	9:20:38.702
6		1:48.092	31.099	40.984	36.009	225.9	9:18:59.309	6		1:43.473	30.017	39.628	33.828	236.8	9:22:22.175
7		1:53.649	30.328	42.378	40.943	238.4	9:20:52.958	7		1:59.426	40.304	44.729	34.393	233.2	9:24:21.601
8		1:44.279	29.870	40.363	34.046	236.8	9:22:37.237	8		1:43.002	29.661	39.584	33.757	238.9	9:26:04.603
9		1:56.461	35.199	45.898	35.364	238.9	9:24:33.698	9		1:52.598 P	29.547	42.639	40.412	238.4	9:27:57.201
10		1:44.348	29.884	40.108	34.356	237.8	9:26:18.046	10		7:59.785 P	6:13.251	53.776	52.758	156.7	9:35:56.986
11		1:55.414 P	32.508	42.054	40.852	237.8	9:28:13.460	11		9:44.639	8:21.902	45.021	37.716	161.1	9:45:41.625
12		16:15.479	14:44.609	49.752	41.118	169.8	9:44:28.939	12		1:49.976	30.949	41.385	37.642	233.7	9:47:31.601
13		1:54.170	34.091	44.152	35.927	224.0	9:46:23.109	13		1:44.923	30.245	40.337	34.341	234.7	9:49:16.524
14		1:50.339	32.767	42.421	35.151	229.7	9:48:13.448	14		1:43.931	29.242	40.976	33.713	239.4	9:51:00.455
15		1:43.511	29.786	40.015	33.710	236.3	9:49:56.959	15		29.355	40.930			239.4	
16		1:43.141	29.595	39.805	33.741	237.3	9:51:40.100	16							
17		30.595	49.764		236.8			17							

8

Matias Zagazeta

Formula Alpine

Joshua Durksen

Formula Alpine

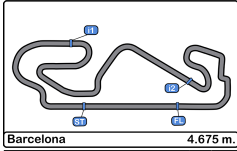
Rookie

G4 RACING

Rookie

ARDEN

Lap	D	Time	Sector 1	Sector 2	Sector 3	T. Spd	Elapsed	Lap	D	Time	Sector 1	Sector 2	Sector 3	T. Spd	Elapsed
1		9:02:33.642	9:01:03.300	49.086	41.256	135.0	9:02:33.642	1		9:02:37.841	9:01:08.924	48.807	40.110	156.9	9:02:37.841
2		2:01.054	35.946	46.597	38.511	202.6	9:04:34.696	2		2:01.363	37.018	46.541	37.804	192.1	9:04:39.204
3		1:53.956	32.785	43.811	37.360	216.8	9:06:28.652	3		1:57.464	34.217	45.488	37.759	198.1	9:06:36.668
4		2:12.246 P	30.727	49.979	51.540	235.8	9:08:40.898	4		2:17.423 P	34.269	51.337	51.817	208.0	9:08:54.091
5		8:37.529	7:15.826	44.561	37.142	165.1	9:17:18.427	5		8:43.590	7:15.798	48.157	39.635	152.7	9:17:37.681
6		1:54.312	32.327	43.811	38.174	231.7	9:19:12.739	6		1:57.744	34.547	45.576	37.621	201.8	9:19:35.425
7		1:54.009	30.899	43.806	39.304	235.8	9:21:06.748	7		1:51.011	32.676	43.080	35.255	210.5	9:21:26.436
8		1:44.861	30.027	40.361	34.473	236.8	9:22:51.609	8		1:44.113	29.763	40.271	34.079	236.8	9:23:10.549
9		1:44.290	30.040	40.082	34.168	237.8	9:24:35.899	9		1:42.931	29.700	39.594	33.637	236.8	9:24:53.480
10		1:56.486	34.274	45.530	36.682	237.8	9:26:32.385	10		1:57.359	33.887	47.568	35.904	237.8	9:26:50.839
11		1:44.138	30.032	39.965	34.141	235.8	9:28:16.523	11		1:42.847	29.498	39.759	33.590	237.8	9:28:33.686
12		1:50.345 P	29.962	39.774	40.609	236.3	9:30:06.868	12		1:47.777 P	29.437	39.521	38.819	237.8	9:30:21.463
13		14:23.694	12:51.701	51.087	40.906	164.1	9:44:30.562	13		14:17.468	12:48.754	49.162	39.552	158.5	9:44:38.931
14		1:54.228	33.584	44.206	36.438	221.7	9:46:24.790	14		1:55.960	34.695	44.827	36.438	219.0	9:46:34.891
15		1:52.360	32.952	42.929	36.479	212.1	9:48:17.150	15		1:54.124	32.363	44.315	37.446	225.4	9:48:29.015
16		1:42.612	29.495	39.425	33.692	237.8	9:49:59.762	16		1:42.223	29.458	39.269	33.496	238.9	9:50:11.238
17		1:42.996	29.448	39.646	33.902	236.3	9:51:42.758	17		29.408	39.485			240.0	
18		33.371	48.304		235.8			18							



Circuito de Barcelona

Formula Regional Championship by Alpine

Collective Test 1

Lap Analysis

11

Levente Revesz

Formula Alpine 13

Joshua Dufek

Formula Alpine

VAN AMERSFOORT RACING

Rookie

VAN AMERSFOORT RACING

Lap	D	Time	Sector 1	Sector 2	Sector 3	T. Spd	Elapsed	Lap	D	Time	Sector 1	Sector 2	Sector 3	T. Spd	Elapsed
1		9:04:08.371 P	9:02:32.486	48.624	47.261	158.8	9:04:08.371	1		9:03:56.215 P	9:02:17.597	48.399	50.219	155.3	9:03:56.215
2		5:17.840 P	3:40.874	49.750	47.216	153.6	9:09:26.211	2		4:40.672 P	2:54.142	53.112	53.418	170.8	9:08:36.887
3		9:12.556	7:49.895	45.714	36.947	164.1	9:18:38.767	3		10:24.217	9:01.956	46.127	36.134	170.8	9:19:01.104
4		1:57.593	35.979	45.330	36.284	181.8	9:20:36.360	4		1:52.827	32.945	42.296	37.586	203.0	9:20:53.931
5		1:51.453	32.576	42.178	36.699	210.5	9:22:27.813	5		1:47.551	30.255	39.944	37.352	227.3	9:22:41.482
6		1:44.816	30.041	40.531	34.244	237.8	9:24:12.629	6		1:43.450	29.769	39.858	33.823	234.2	9:24:24.932
7		1:43.411	29.718	39.967	33.726	236.3	9:25:56.040	7		1:42.334	29.424	39.402	33.508	236.3	9:26:07.266
8		1:51.771	33.467	43.101	35.203	235.8	9:27:47.811	8		1:50.675	31.806	43.840	35.029	237.8	9:27:57.941
9		1:43.272	29.571	40.007	33.694	237.8	9:29:31.083	9		1:43.229	29.559	39.641	34.029	236.3	9:29:41.170
10		1:52.096 P	29.992	40.529	41.575	238.4	9:31:23.179	10		1:54.014	31.433	46.265	36.316	237.3	9:31:35.184
11		14:29.224	13:05.297	47.036	36.891	160.7	9:45:52.403	11		1:50.109 P	30.971	39.930	39.208	234.2	9:33:25.293
12		1:54.790	35.469	43.416	35.905	177.0	9:47:47.193	12		12:38.584	11:16.942	45.295	36.347	163.1	9:46:03.877
13		1:47.134	31.517	41.072	34.545	220.8	9:49:34.327	13		1:49.302	32.515	42.125	34.662	198.5	9:47:53.179
14		1:41.847	29.392	39.289	33.166	237.3	9:51:16.174	14		1:46.909	30.231	40.220	36.458	230.7	9:49:40.088
15			29.405	40.704		237.8		15		1:41.985	29.418	39.186	33.381	236.8	9:51:22.073
16								16			29.336	39.156		236.3	

12

Victor Bernier

Formula Alpine

Lorenzo Fluxa

Formula Alpine

Rookie

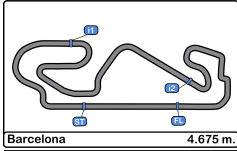
FA RACING

16

Lorenzo Fluxa

Formula Alpine

Lap	D	Time	Sector 1	Sector 2	Sector 3	T. Spd	Elapsed	Lap	D	Time	Sector 1	Sector 2	Sector 3	T. Spd	Elapsed
1		9:03:50.230 P	9:02:11.448	51.055	47.727	123.8	9:03:50.230	1		9:03:11.269	9:01:41.317	49.274	40.678	172.8	9:03:11.269
2		4:33.026 P	2:31.390	50.898	1:10.738	132.3	9:08:23.256	2		2:00.233	35.279	46.591	38.363	205.7	9:05:11.502
3		10:30.050	9:02.880	47.543	39.627	157.8	9:18:53.306	3		2:02.456	33.624	45.907	42.925	211.7	9:07:13.958
4		1:54.947	34.379	42.610	37.958	198.5	9:20:48.253	4		2:16.522 P	38.299	49.650	48.573	203.7	9:09:30.480
5		1:47.397	30.471	42.342	34.584	238.9	9:22:35.650	5		8:27.451	7:03.214	44.439	39.798	173.0	9:17:57.931
6		1:43.004	29.502	39.837	33.665	239.4	9:24:18.654	6		2:00.805	35.048	46.431	39.326	236.3	9:19:58.736
7		1:53.627	32.643	44.403	36.581	227.8	9:26:12.281	7		1:46.324	30.877	41.132	34.315	235.8	9:21:45.060
8		1:42.504	29.373	39.517	33.614	238.4	9:27:54.785	8		1:45.039	30.225	40.375	34.439	235.8	9:23:30.099
9		1:51.585	33.032	42.476	36.077	204.5	9:29:46.370	9		1:56.695	33.867	47.103	35.725	237.3	9:25:26.794
10		1:42.317	29.292	39.392	33.633	237.8	9:31:28.687	10		1:44.140	30.095	40.011	34.034	234.7	9:27:10.934
11		1:53.725 P	32.683	39.500	41.542	203.7	9:33:22.412	11		1:53.911	34.087	44.685	35.139	236.8	9:29:04.845
12		12:16.043	10:54.744	44.514	36.785	160.2	9:45:38.455	12		1:43.178	29.771	39.699	33.708	234.2	9:30:48.023
13		1:49.435	31.945	41.956	35.534	224.0	9:47:27.890	13		1:49.415 P	30.200	39.828	39.387	236.8	9:32:37.438
14		1:46.142	30.673	40.005	35.464	231.2	9:49:14.032	14		12:25.595	11:04.253	44.603	36.739	174.4	9:45:03.033
15		1:41.627	29.181	39.129	33.317	238.9	9:50:55.659	15		1:50.330	32.171	43.791	34.368	237.8	9:46:53.363
16			2:17.545	47.228		214.7		16		2:04.847	31.288	44.430	49.129	233.7	9:48:58.210
17								17			29.807	39.900		238.9	



Circuito de Barcelona

Formula Regional Championship by Alpine

Collective Test 1

Lap Analysis

17

Sami Meguetounif

Formula Alpine 19

Noel Leon

Formula Alpine

Rookie

MP MOTORSPORT

Rookie

ARDEN

Lap	D	Time	Sector 1	Sector 2	Sector 3	T. Spd	Elapsed	Lap	D	Time	Sector 1	Sector 2	Sector 3	T. Spd	Elapsed
1		9:02:36.378	9:01:06.326	49.906	40.146	164.6	9:02:36.378	1		9:02:38.258	9:01:11.350	47.837	39.071	162.4	9:02:38.258
2		1:59.717	36.090	45.743	37.884	188.4	9:04:36.095	2		2:01.449	37.958	46.459	37.032	177.3	9:04:39.707
3		1:59.253	33.706	44.084	41.463	194.2	9:06:35.348	3		1:58.335	34.237	45.843	38.255	203.7	9:06:38.042
4		2:16.910 P	34.638	50.773	51.499	235.8	9:08:52.258	4		2:25.490 P	41.201	50.685	53.604	180.3	9:09:03.532
5		8:26.885	7:06.430	43.635	36.820	173.0	9:17:19.143	5		8:37.668	7:11.458	46.619	39.591	160.4	9:17:41.200
6		1:57.869	33.189	44.398	40.282	227.8	9:19:17.012	6		1:56.220	33.509	44.903	37.808	223.1	9:19:37.420
7		1:44.030	30.092	39.962	33.976	236.3	9:21:01.042	7		1:54.796	31.975	45.304	37.517	212.5	9:21:32.216
8		1:49.713	29.818	43.244	36.651	241.0	9:22:50.755	8		1:43.699	30.064	39.886	33.749	237.3	9:23:15.915
9		1:43.278	29.547	39.695	34.036	238.4	9:24:34.033	9		1:42.901	29.617	39.625	33.659	238.9	9:24:58.816
10		1:53.081	32.900	44.716	35.465	245.4	9:26:27.114	10		2:00.156	33.130	46.450	40.576	239.4	9:26:58.972
11		1:42.904	29.550	39.698	33.656	237.8	9:28:10.018	11		1:42.928	29.684	39.710	33.534	238.4	9:28:41.900
12		1:48.831 P	29.379	39.747	39.705	238.9	9:29:58.849	12		1:47.976 P	29.655	39.654	38.667	238.4	9:30:29.876
13		14:33.008	13:05.000	49.004	39.004	166.1	9:44:31.857	13		14:13.776	12:47.466	47.905	38.405	155.1	9:44:43.652
14		1:54.816	34.070	44.066	36.680	200.0	9:46:26.673	14		1:54.541	33.288	44.162	37.091	210.5	9:46:38.193
15		1:56.270	33.432	44.574	38.264	190.8	9:48:22.943	15		2:00.239	31.883	43.276	45.080	229.7	9:48:38.432
16		1:41.907	29.221	39.145	33.541	238.4	9:50:04.850	16		1:41.883	29.429	39.225	33.229	239.4	9:50:20.315
17		36.476	44.570			217.7		17		30.596	40.934			239.4	

18

Dino Beganovic

Formula Alpine 21

Piotr Wisnicki

Formula Alpine

PREMA RACING

Rookie

KIC MOTORSPORT

Lap	D	Time	Sector 1	Sector 2	Sector 3	T. Spd	Elapsed	Lap	D	Time	Sector 1	Sector 2	Sector 3	T. Spd	Elapsed
1		9:03:00.498	9:01:25.685	52.102	42.711	134.8	9:03:00.498	1		9:03:40.060	9:02:08.509	51.124	40.427	123.8	9:03:40.060
2		2:14.031 P	36.697	50.898	46.436	232.2	9:05:14.529	2		1:53.516	32.237	43.640	37.639	230.2	9:05:33.576
3		12:37.772	11:10.237	49.115	38.420	158.1	9:17:52.301	3		2:01.922 P	30.690	40.854	50.378	234.2	9:07:35.498
4		1:59.344	35.341	44.812	39.191	178.8	9:19:51.645	4		10:37.628	9:18.624	43.378	35.626	168.4	9:18:13.126
5		1:58.179	34.216	45.574	38.389	206.8	9:21:49.824	5		1:46.474	30.482	40.393	35.599	233.7	9:19:59.600
6		1:43.987	29.761	40.125	34.101	238.4	9:23:33.811	6		1:47.059	30.314	41.266	35.479	242.6	9:21:46.659
7		1:59.581	36.640	46.769	36.172	174.1	9:25:33.392	7		1:44.470	29.906	40.155	34.409	236.8	9:23:31.129
8		1:42.986	29.559	39.751	33.676	237.8	9:27:16.378	8		1:49.940	30.796	43.051	36.093	237.8	9:25:21.069
9		1:58.261	34.409	46.736	37.116	239.4	9:29:14.639	9		1:45.164	29.742	40.151	35.271	236.8	9:27:06.233
10		1:47.721 P	29.586	39.634	38.501	237.3	9:31:02.360	10		1:57.470 P	30.793	42.719	43.958	236.3	9:29:03.703
11		13:48.620	12:23.364	48.190	37.066	138.4	9:44:50.980	11		5:59.344 P	4:27.139	45.827	46.378	41.0	9:35:03.047
12		1:54.186	33.440	44.110	36.636	212.5	9:46:45.166	12		10:15.588	8:59.034	41.998	34.556	173.3	9:45:18.635
13		1:56.835	32.373	42.325	42.137	230.7	9:48:42.001	13		1:51.802	31.650	43.580	36.572	234.7	9:47:10.437
14		1:41.904	29.312	39.374	33.218	237.8	9:50:23.905	14		1:56.118	29.791	43.117	43.210	236.8	9:49:06.555
15			29.215	42.149		238.4		15		1:44.374	29.894	40.186	34.294	236.8	9:50:50.929
16								16			38.022	45.729		145.9	

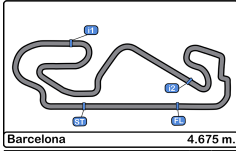
24

Nicola Marinangeli

Formula Alpine

MONOLITE RACING

Lap	D	Time	Sector 1	Sector 2	Sector 3	T. Spd	Elapsed
1		9:03:39.830 P	9:01:58.333	51.672	49.825	164.3	9:03:39.830
2		13:36.747	12:12.650	46.188	37.909	107.2	9:17:16.577
3		2:00.491 P	32.536	44.385	43.570	228.3	9:19:17.068
4		8:44.081	7:24.342	42.748	36.991	130.7	9:28:01.149
5		1:46.538	30.438	40.875	35.225	235.8	9:29:47.687
6		1:47.777	29.959	40.498	37.320	236.3	9:31:35.464
7			37.405			201.4	



Circuito de Barcelona

Formula Regional Championship by Alpine

Collective Test 1

Lap Analysis

26

Hadrien David

Formula Alpine 28

Sebastian Ogaard

Formula Alpine

R-ACE GP

KIC MOTORSPORT

Lap	D	Time	Sector 1	Sector 2	Sector 3	T. Spd	Elapsed	Lap	D	Time	Sector 1	Sector 2	Sector 3	T. Spd	Elapsed
1		9:03:04.764	9:01:37.202	48.128	39.434	165.1	9:03:04.764	1		9:03:47.887	9:02:10.296	53.723	43.868	124.8	9:03:47.887
2		1:58.002	35.402	45.467	37.133	198.1	9:05:02.766	2		2:05.749	36.295	48.887	40.567	228.3	9:05:53.636
3		2:00.232	33.799	45.341	41.092	209.3	9:07:02.998	3		2:33.036 P	34.377	46.516	1:12.143	219.9	9:08:26.672
4		2:13.939 P	38.770	45.706	49.463	237.8	9:09:16.937	4		10:00.262	8:37.505	45.790	36.967	160.9	9:18:26.934
5		10:25.462	8:59.673	45.018	40.771	175.8	9:19:42.399	5		1:50.818	31.817	43.260	35.741	216.0	9:20:17.752
6		1:48.700	30.294	41.302	37.104	237.3	9:21:31.099	6		1:48.731	30.740	42.419	35.572	229.7	9:22:06.483
7		1:43.691	29.766	39.866	34.059	237.3	9:23:14.790	7		1:44.480	30.014	40.327	34.139	234.2	9:23:50.963
8		1:42.771	29.540	39.671	33.560	237.8	9:24:57.561	8		1:48.214	29.872	40.341	38.001	237.3	9:25:39.177
9		1:59.394	33.876	46.263	39.255	239.4	9:26:56.955	9		1:43.661	29.754	40.025	33.882	235.8	9:27:22.838
10		1:42.703	29.525	39.590	33.588	238.9	9:28:39.658	10		1:56.379	33.765	45.462	37.152	235.2	9:29:19.217
11		1:42.178	29.428	39.575	33.175	238.9	9:30:21.836	11		1:43.712	29.784	39.888	34.040	235.8	9:31:02.929
12		1:47.253 P	29.620	39.599	38.034	237.3	9:32:09.089	12		1:50.249 P	29.970	40.292	39.987	232.2	9:32:53.178
13		12:45.033	11:25.400	43.517	36.116	171.9	9:44:54.122	13		12:38.169	11:16.858	44.248	37.063	171.4	9:45:31.347
14		1:50.078	30.888	41.931	37.259	233.2	9:46:44.200	14		1:51.206	32.285	42.804	36.117	226.4	9:47:22.553
15		1:50.907	29.508	39.722	41.677	238.4	9:48:35.107	15		1:49.440	30.030	40.210	39.200	234.7	9:49:11.993
16		1:41.663	29.276	39.083	33.304	238.9	9:50:16.770	16		1:43.209	29.778	39.649	33.782	235.2	9:50:55.202
17			32.923	42.884		240.0		17			33.594	40.330		216.0	

27

Kas Haverkort

Formula Alpine 30

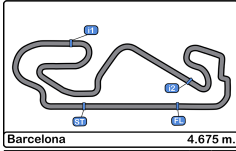
Mari Boya

Formula Alpine

VAN AMERSFOORT RACING

MP MOTORSPORT

Lap	D	Time	Sector 1	Sector 2	Sector 3	T. Spd	Elapsed	Lap	D	Time	Sector 1	Sector 2	Sector 3	T. Spd	Elapsed
1		9:03:57.269 P	9:02:18.894	48.207	50.168	166.1	9:03:57.269	1		9:02:34.492	9:01:04.191	50.130	40.171	166.4	9:02:34.492
2		5:02.720 P	3:20.481	50.589	51.650	148.1	9:08:59.989	2		2:00.806	36.434	46.770	37.602	204.5	9:04:35.298
3		9:49.159	8:25.714	46.558	36.887	164.3	9:18:49.148	3		1:57.316	33.583	43.919	39.814	200.0	9:06:32.614
4		1:55.155	35.256	42.447	37.452	180.9	9:20:44.303	4		28:49.062 P			29:28.876	237.3	9:35:21.676
5		1:43.989	29.992	40.110	33.887	236.8	9:22:28.292	5		9:09.491	7:41.005	49.459	39.027	167.4	9:44:31.167
6		1:48.383	31.936	41.850	34.597	241.0	9:24:16.675	6		1:54.613	33.821	44.528	36.264	201.1	9:46:25.780
7		1:42.808	29.541	39.559	33.708	237.3	9:25:59.483	7		1:53.580	32.946	44.317	36.317	210.9	9:48:19.360
8		1:42.700	29.543	39.569	33.588	236.8	9:27:42.183	8		1:43.431	29.888	39.653	33.890	238.4	9:50:02.791
9		1:53.267	33.205	44.271	35.791	236.8	9:29:35.450	9			29.644	39.553		238.4	
10		1:49.370 P	29.452	39.362	40.556	237.3	9:31:24.820								
11		14:35.192	13:13.032	45.975	36.185	126.7	9:46:00.012								
12		1:51.116	33.433	42.752	34.931	212.5	9:47:51.128								
13		1:45.851	31.231	40.021	34.599	228.8	9:49:36.979								
14		1:41.724	29.374	39.127	33.223	237.3	9:51:18.703								
15			29.666	39.229		237.8									



Circuito de Barcelona
 Formula Regional Championship by Alpine
 Collective Test 1
 Lap Analysis

35

Nicolas Baptiste

Formula Alpine 46

Gabriele Mini

Formula Alpine

Rookie

FA RACING

ART GRAND PRIX

Lap	D	Time	Sector 1	Sector 2	Sector 3	T. Spd	Elapsed	Lap	D	Time	Sector 1	Sector 2	Sector 3	T. Spd	Elapsed
1		9:04:01.517 P	9:02:23.038	48.674	49.805	152.3	9:04:01.517	1		9:03:03.539	9:01:35.436	48.529	39.574	168.2	9:03:03.539
2		5:21.471 P	3:44.638	49.014	47.819	159.7	9:09:22.988	2		1:58.322	34.952	46.226	37.144	219.0	9:05:01.861
3		9:14.101	7:48.753	47.197	38.151	166.1	9:18:37.089	3		1:55.628	34.214	44.252	37.162	215.1	9:06:57.489
4		1:53.603	33.342	44.159	36.102	225.4	9:20:30.692	4		2:16.382 P	41.795	46.171	48.416	235.2	9:09:13.871
5		1:53.819	33.059	42.993	37.767	232.7	9:22:24.511	5		8:38.736	7:18.022	43.340	37.374	175.0	9:17:52.607
6		1:46.350	30.224	41.439	34.687	236.8	9:24:10.861	6		1:56.378	33.272	43.482	39.624	215.5	9:19:48.985
7		1:43.882	29.855	39.917	34.110	237.3	9:25:54.743	7		1:43.600	29.917	39.858	33.825	238.4	9:21:32.585
8		1:49.871	31.200	43.797	34.874	238.4	9:27:44.614	8		2:02.414	33.326	47.141	41.947	241.6	9:23:34.999
9		1:43.789	29.906	39.951	33.932	237.3	9:29:28.403	9		1:42.910	29.726	39.601	33.583	237.3	9:25:17.909
10		1:52.760 P	30.132	41.486	41.142	237.3	9:31:21.163	10		1:42.608	29.558	39.508	33.542	238.9	9:27:00.517
11		14:27.501	13:04.243	46.401	36.857	166.6	9:45:48.664	11		1:58.959 P	31.023	43.125	44.811	240.0	9:28:59.476
12		1:52.715	33.701	43.056	35.958	199.6	9:47:41.379	12		15:49.220	14:30.463	43.320	35.437	173.6	9:44:48.696
13		1:47.245	30.891	41.550	34.804	233.7	9:49:28.624	13		1:50.413	32.327	42.068	36.018	216.8	9:46:39.109
14		1:42.760	29.591	39.558	33.611	236.3	9:51:11.384	14		1:53.043	31.718	41.927	39.398	230.2	9:48:32.152
15			31.109	41.876		235.8		15		1:41.926	29.431	39.227	33.268	240.0	9:50:14.078
16								16			29.425	41.247		238.4	

42

Laurens Van Hoepen

Formula Alpine

55

Pierre-Louis Chovet

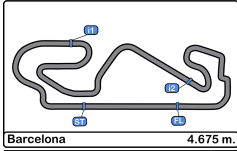
Formula Alpine

Rookie

ART GRAND PRIX

RPM

Lap	D	Time	Sector 1	Sector 2	Sector 3	T. Spd	Elapsed	Lap	D	Time	Sector 1	Sector 2	Sector 3	T. Spd	Elapsed
1		9:03:04.278	9:01:34.364	50.437	39.477	164.1	9:03:04.278	1		9:04:07.966	9:02:39.038	49.237	39.691	166.9	9:04:07.966
2		1:58.742	35.162	46.622	36.958	205.7	9:05:03.020	2		1:51.702	33.329	42.955	35.418	225.4	9:05:59.668
3		2:02.490	35.452	46.068	40.970	209.3	9:07:05.510	3		2:25.438 P	31.009	42.480	1:11.949	230.7	9:08:25.106
4		2:12.743 P	37.263	46.105	49.375	236.8	9:09:18.253	4		10:24.355	9:06.507	42.330	35.518	172.8	9:18:49.461
5		8:32.326	7:12.525	43.894	35.907	156.2	9:17:50.579	5		1:52.251	30.680	40.587	40.984	229.7	9:20:41.712
6		1:59.961	34.584	44.914	40.463	207.2	9:19:50.540	6		1:44.373	30.194	40.045	34.134	236.3	9:22:26.085
7		1:53.212	34.266	43.611	35.335	238.4	9:21:43.752	7		1:43.559	29.755	39.929	33.875	237.8	9:24:09.644
8		1:44.022	30.015	40.066	33.941	236.8	9:23:27.774	8		1:43.126	29.579	39.775	33.772	237.3	9:25:52.770
9		1:43.321	29.725	39.837	33.759	237.8	9:25:11.095	9		1:42.883	29.553	39.761	33.569	237.8	9:27:35.653
10		2:01.023	36.549	47.413	37.061	237.8	9:27:12.118	10		2:04.833	32.920	55.811	36.102	236.8	9:29:40.486
11		1:43.129	29.801	39.632	33.696	238.4	9:28:55.247	11		1:55.142 P	32.596	40.817	41.729	236.8	9:31:35.628
12		1:43.138	29.677	39.717	33.744	237.3	9:30:38.385	12		13:40.656	12:17.965	45.886	36.805	158.1	9:45:16.284
13		2:05.160 P	33.233	47.789	44.138	237.8	9:32:43.545	13		1:46.615	30.702	40.931	34.982	232.2	9:47:02.899
14		12:11.601	10:49.228	45.543	36.830	164.3	9:44:55.146	14		1:47.232	29.550	39.448	38.234	237.3	9:48:50.131
15		1:51.636	33.439	42.064	36.133	209.7	9:46:46.782	15		1:42.084	29.368	39.346	33.370	238.9	9:50:32.215
16		2:04.894	32.746	43.568	48.580	213.0	9:48:51.676	16			29.138	39.202		241.6	
17		1:42.628	29.596	39.521	33.511	238.9	9:50:34.304								
18			29.622	42.532		239.4									



Circuito de Barcelona
 Formula Regional Championship by Alpine
 Collective Test 1
 Lap Analysis

58

Sebastian Montoya

Formula Alpine 65

Owen Tangavelou

Formula Alpine

Rookie

PREMA RACING

Rookie

RPM

Lap	D	Time	Sector 1	Sector 2	Sector 3	T. Spd	Elapsed	Lap	D	Time	Sector 1	Sector 2	Sector 3	T. Spd	Elapsed
1		9:03:05.482 P	9:01:25.248	50.066	50.168	137.9	9:03:05.482	1		9:04:19.886	9:02:47.689	51.371	40.826	162.4	9:04:19.886
2		14:10.210	12:46.071	45.896	38.243	104.8	9:17:15.692	2		1:59.349	37.416	45.570	36.363	196.7	9:06:19.235
3		1:53.621	32.774	43.134	37.713	227.3	9:19:09.313	3		2:15.486 P	32.778	50.361	52.347	234.2	9:08:34.721
4		1:51.156	31.767	43.962	35.427	228.3	9:21:00.469	4		10:05.666	8:44.975	45.014	35.677	168.4	9:18:40.387
5		1:44.661	30.107	40.344	34.210	235.2	9:22:45.130	5		1:53.128	35.234	42.317	35.577	214.2	9:20:33.515
6		2:01.437	32.525	50.923	37.989	235.2	9:24:46.567	6		1:55.482 P	30.280	40.688	44.514	237.8	9:22:28.997
7		1:53.086	32.305	45.309	35.472	235.8	9:26:39.653	7		5:49.941	4:31.673	43.452	34.816	175.0	9:28:18.938
8		1:43.787	29.902	40.049	33.836	236.3	9:28:23.440	8		1:45.328	30.599	40.551	34.178	237.8	9:30:04.266
9		1:43.739	29.789	39.899	34.051	236.3	9:30:07.179	9		1:44.608	30.459	40.060	34.089	237.3	9:31:48.874
10		14:46.725	13:22.575	46.540	37.610	153.8	9:44:53.904	10		1:52.851 P	30.312	40.208	42.331	237.3	9:33:41.725
11		1:52.589	33.157	42.824	36.608	211.3	9:46:46.493	11		11:40.669	10:17.621	45.634	37.414	165.3	9:45:22.394
12		2:01.673	32.421	42.401	46.851	233.2	9:48:48.166	12		1:50.127	30.765	41.695	37.667	236.3	9:47:12.521
13		1:43.049	29.792	39.668	33.589	237.3	9:50:31.215	13		2:00.611	30.112	40.198	50.301	241.0	9:49:13.132
14			29.479	39.525		236.8		14			1:10.870	45.641		79.7	

64

Esteban Masson

Formula Alpine 68

Santiago Ramos

Formula Alpine

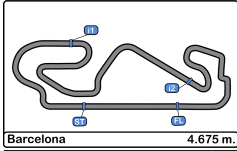
Rookie

ART GRAND PRIX

Rookie

KIC MOTORSPORT

Lap	D	Time	Sector 1	Sector 2	Sector 3	T. Spd	Elapsed	Lap	D	Time	Sector 1	Sector 2	Sector 3	T. Spd	Elapsed
1		9:03:02.524	9:01:32.558	50.481	39.485	147.1	9:03:02.524	1		9:03:43.783	9:02:13.984	49.716	40.083	160.9	9:03:43.783
2		1:58.025	35.243	45.873	36.909	209.3	9:05:00.549	2		1:55.612	33.931	44.445	37.236	231.2	9:05:39.395
3		1:59.046	34.411	45.671	38.964	208.0	9:06:59.595	3		2:02.504 P	31.715	41.579	49.210	230.2	9:07:41.899
4		2:15.929 P	41.223	45.975	48.731	236.3	9:09:15.524	4		10:41.705	9:22.091	43.530	36.084	169.2	9:18:23.604
5		8:31.753	7:08.530	45.839	37.384	165.8	9:17:47.277	5		1:45.523	30.512	40.476	34.535	231.7	9:20:09.127
6		1:59.178	34.578	44.795	39.805	210.1	9:19:46.455	6		1:45.131	30.122	40.071	34.938	234.2	9:21:54.258
7		1:47.459	30.295	40.293	36.871	235.8	9:21:33.914	7		1:55.728	34.227	44.761	36.740	236.3	9:23:49.986
8		2:02.108	34.296	46.236	41.576	230.2	9:23:36.022	8		1:50.744	30.038	40.105	40.601	235.2	9:25:40.730
9		1:44.224	29.933	40.025	34.266	238.4	9:25:20.246	9		1:45.611	29.804	39.786	36.021	234.2	9:27:26.341
10		1:43.843	29.870	40.009	33.964	237.8	9:27:04.089	10		1:51.091 P	29.993	40.709	40.389	234.2	9:29:17.432
11		1:43.564	29.835	39.902	33.827	238.4	9:28:47.653	11		16:16.947	14:52.746	46.712	37.489	161.6	9:45:34.379
12		1:50.684 P	29.702	39.791	41.191	236.8	9:30:38.337	12		1:55.074	33.056	44.177	37.841	217.3	9:47:29.453
13		14:24.375	12:56.733	50.581	37.061	150.0	9:45:02.712	13		1:50.586	32.960	42.361	35.265	220.8	9:49:20.039
14		1:49.711	31.778	42.491	35.442	234.2	9:46:52.423	14		1:45.031	30.729	40.301	34.001	223.6	9:51:05.070
15		2:04.218	31.483	42.951	49.784	228.3	9:48:56.641	15			30.594	40.002		223.6	
16		1:42.237	29.425	39.307	33.505	238.9	9:50:38.878								
17			31.101	42.592		238.9									



Circuito de Barcelona

Formula Regional Championship by Alpine

Collective Test 1

Lap Analysis

70

Tim Tramnitz

Formula Alpine 77

Dilano Van 'T Hoff

Formula Alpine

Rookie

TRIDENT

MP MOTORSPORT

Lap	D	Time	Sector 1	Sector 2	Sector 3	T. Spd	Elapsed	Lap	D	Time	Sector 1	Sector 2	Sector 3	T. Spd	Elapsed
1		9:03:15.826	9:01:46.028	49.232	40.566	157.8	9:03:15.826	1		9:02:37.460	9:01:10.594	47.858	39.008	160.2	9:02:37.460
2		2:04.270	33.160	43.767	47.343	218.6	9:05:20.096	2		1:59.032	35.887	45.440	37.705	167.9	9:04:36.492
3		1:51.406	30.213	40.583	40.610	234.7	9:07:11.502	3		1:56.721	34.224	44.573	37.924	206.8	9:06:33.213
4		2:16.304 P	39.030	49.215	48.059	191.1	9:09:27.806	4		2:11.363 P	33.332	45.352	52.679	241.6	9:08:44.576
5		8:36.381	7:10.370	42.241	43.770	171.7	9:18:04.187	5		8:39.633	7:16.876	46.152	36.605	172.8	9:17:24.209
6		1:46.031	30.080	40.883	35.068	235.8	9:19:50.218	6		1:55.663	34.967	41.959	38.737	203.7	9:19:19.872
7		1:44.264	29.988	40.057	34.219	237.8	9:21:34.482	7		1:45.069	30.122	40.727	34.220	237.8	9:21:04.941
8		1:43.715	29.620	39.978	34.117	240.5	9:23:18.197	8		1:44.001	29.954	40.193	33.854	237.8	9:22:48.942
9		1:43.374	29.612	39.856	33.906	237.8	9:25:01.571	9		1:51.662	33.029	43.033	35.600	239.4	9:24:40.604
10		1:43.408	29.732	39.860	33.816	238.4	9:26:44.979	10		1:43.454	29.706	39.925	33.823	238.4	9:26:24.058
11		1:48.580 P	29.698	39.680	39.202	238.4	9:28:33.559	11		1:43.515	29.642	39.871	34.002	238.9	9:28:07.573
12		16:35.358	15:11.408	46.772	37.178	157.8	9:45:08.917	12		1:48.375 P	29.633	39.755	38.987	238.9	9:29:55.948
13		1:50.266	31.452	43.287	35.527	229.2	9:46:59.183	13		14:36.685	13:10.236	47.520	38.929	172.2	9:44:32.633
14		2:02.184	31.025	46.930	44.229	230.7	9:49:01.367	14		1:55.186	34.317	43.932	36.937	150.4	9:46:27.819
15		1:42.110	29.415	39.291	33.404	238.9	9:50:43.477	15		1:58.554	34.863	45.041	38.650	173.9	9:48:26.373
16			29.298	44.300		240.0		16		1:42.333	29.490	39.322	33.521	240.0	9:50:08.706

72

Leonardo Fornaroli

Formula Alpine

Gabriel Bortoletto

Formula Alpine

Rookie

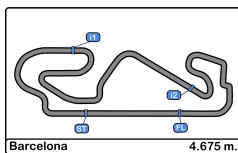
TRIDENT

85

Gabriel Bortoletto

Formula Alpine

Lap	D	Time	Sector 1	Sector 2	Sector 3	T. Spd	Elapsed	Lap	D	Time	Sector 1	Sector 2	Sector 3	T. Spd	Elapsed
1		9:03:31.462	9:01:55.864	52.667	42.931	148.9	9:03:31.462								
2		1:59.487	34.288	46.585	38.614	199.2	9:05:30.949	1		9:04:18.142	9:02:52.930	46.683	38.529	143.2	9:04:18.142
3		1:45.072	30.305	40.371	34.396	235.2	9:07:16.021	2		1:54.589	33.747	44.385	36.457	217.7	9:06:12.731
4		2:23.411 P	40.247	53.852	49.312	172.8	9:09:39.432	3		2:15.861 P	31.628	43.326	1:00.907	232.7	9:08:28.592
5		8:32.544	7:04.728	45.026	42.790	171.4	9:18:11.976	4		10:30.168	9:10.798	43.090	36.280	174.4	9:18:58.760
6		1:45.512	30.113	40.031	35.368	235.8	9:19:57.488	5		1:53.302	30.700	41.889	40.713	235.8	9:20:52.062
7		1:44.106	30.097	40.076	33.933	237.3	9:21:41.594	6		1:44.160	30.044	40.107	34.009	235.8	9:22:36.222
8		1:43.292	29.776	39.811	33.705	238.9	9:23:24.886	7		1:56.891	35.610	45.635	35.646	211.7	9:24:33.113
9		1:42.658	29.497	39.476	33.685	238.9	9:25:07.544	8		1:43.281	29.780	39.776	33.725	236.3	9:26:16.394
10		1:51.282 P	29.440	39.983	41.859	237.8	9:26:58.826	9		1:42.833	29.583	39.594	33.656	237.8	9:27:59.227
11		18:17.253	16:51.633	47.780	37.840	160.2	9:45:16.079	10		2:04.527 P	33.631	46.871	44.025	230.7	9:30:03.754
12		1:53.413	33.140	44.183	36.090	220.4	9:47:09.492	11		14:53.546	13:32.912	44.477	36.157	166.6	9:44:57.300
13		1:54.623	29.607	39.511	45.505	238.4	9:49:04.115	12		1:51.284	32.666	41.996	36.622	223.1	9:46:48.584
14		1:42.047	29.411	39.149	33.487	237.8	9:50:46.162	13		1:56.586	30.967	41.783	43.836	236.3	9:48:45.170
15			29.319	44.080		239.4		14		1:42.582	29.712	39.398	33.472	235.8	9:50:27.752
								15			29.406	39.335		237.3	



Circuito de Barcelona

Formula Regional Championship by Alpine

Collective Test 1

Lap Analysis

88

Amna Al Qubaisi

Formula Alpine

PREMA RACING

Lap	D	Time	Sector 1	Sector 2	Sector 3	T. Spd	Elapsed
1		9:03:23.803 P	9:01:28.943	57.308	57.552	134.4	9:03:23.803
2		5:14.979 P	3:29.301	54.785	50.893	103.1	9:08:38.782
3		9:20.546	7:53.593	47.028	39.925	144.0	9:17:59.328
4		2:00.069	34.068	46.849	39.152	223.1	9:19:59.397
5		1:56.557	31.782	44.499	40.276	240.0	9:21:55.954
6		1:52.625	31.357	44.033	37.235	236.8	9:23:48.579
7		1:53.789	32.029	43.991	37.769	236.8	9:25:42.368
8		1:53.240	31.866	44.421	36.953	238.9	9:27:35.608
9		1:51.308	31.499	43.245	36.564	236.8	9:29:26.916
10		2:05.217 P	30.826	47.096	47.295	236.3	9:31:32.133
11		14:29.904	13:07.372	45.801	36.731	115.0	9:46:02.037
12		1:52.383	31.987	43.084	37.312	208.8	9:47:54.420
13		1:51.641	30.657	41.855	39.129	238.9	9:49:46.061
14		1:49.588	30.258	43.137	36.193	238.4	9:51:35.649
15			32.871	46.195		238.4	

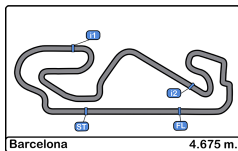
91

Eduardo Barrichello

Formula Alpine

ARDEN

Lap	D	Time	Sector 1	Sector 2	Sector 3	T. Spd	Elapsed
1		9:02:38.897	9:01:12.302	47.880	38.715	159.7	9:02:38.897
2		2:03.161	37.921	47.289	37.951	189.1	9:04:42.058
3		1:56.796	33.583	44.966	38.247	226.8	9:06:38.854
4		2:19.776 P	38.254	50.512	51.010	221.7	9:08:58.630
5		8:39.661	7:12.517	48.151	38.993	160.2	9:17:38.291
6		1:57.861	34.943	45.217	37.701	196.3	9:19:36.152
7		1:51.814	32.572	44.109	35.133	216.8	9:21:27.966
8		1:43.284	29.689	39.913	33.682	237.8	9:23:11.250
9		1:43.105	29.674	39.709	33.722	238.9	9:24:54.355
10		1:59.741	34.768	47.025	37.948	225.9	9:26:54.096
11		1:42.652	29.565	39.607	33.480	237.8	9:28:36.748
12		1:51.545 P	30.175	42.816	38.554	238.4	9:30:28.293
13		14:14.251	12:47.310	48.740	38.201	161.9	9:44:42.544
14		1:54.992	33.635	44.309	37.048	207.6	9:46:37.536
15		1:59.670	31.435	43.993	44.242	229.7	9:48:37.206
16		1:42.110	29.486	39.430	33.194	238.4	9:50:19.316
17			31.674	43.347		237.8	



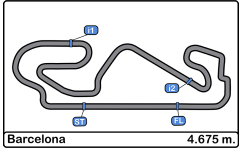
Circuito de Barcelona

Formula Regional Championship by Alpine

Collective Test 1

Best Sectors Results

Sector - 1			Sector - 2			Sector - 3			Ideal Lap vs Best Lap						
Clas	Nº	Driver	Time	Nº	Driver	Time	Nº	Driver	Time	Clas	Nº	Driver	Ideal Lap	Best Lap	Clas
1	55	Pierre-Louis Chovet	29.138	26	Hadrien David	39.083	11	Levente Revesz	33.166	1	26	Hadrien David	1:41.534	1:41.663	2
2	12	Victor Bernier	29.181	12	Victor Bernier	39.126	26	Hadrien David	33.175	2	12	Victor Bernier	1:41.624	1:41.627	1
3	3	Paul Aron	29.191	27	Kas Haverkort	39.127	91	Eduardo Barrichello	33.194	3	55	Pierre-Louis Chovet	1:41.710	1:42.084	12
4	18	Dino Beganovic	29.215	17	Sami Meguetounif	39.145	18	Dino Beganovic	33.218	4	27	Kas Haverkort	1:41.724	1:41.724	3
5	17	Sami Meguetounif	29.221	72	Leonardo Fornaroli	39.149	27	Kas Haverkort	33.223	5	18	Dino Beganovic	1:41.807	1:41.904	6
6	9	Francesco Braschi	29.242	13	Joshua Dufek	39.156	19	Noel Leon	33.229	6	3	Paul Aron	1:41.823	1:42.053	11
7	4	Roman Bilinski	29.249	55	Pierre-Louis Chovet	39.202	46	Gabriele Mini	33.268	7	11	Levente Revesz	1:41.847	1:41.847	4
8	26	Hadrien David	29.276	19	Noel Leon	39.225	3	Paul Aron	33.313	8	13	Joshua Dufek	1:41.873	1:41.985	9
9	70	Tim Tramnitz	29.298	46	Gabriele Mini	39.227	12	Victor Bernier	33.317	9	19	Noel Leon	1:41.883	1:41.883	5
10	5	Maceo Capietto	29.317	77	Dilano Van 'T Hoff	39.240	55	Pierre-Louis Chovet	33.370	10	17	Sami Meguetounif	1:41.907	1:41.907	7
11	72	Leonardo Fornaroli	29.319	10	Joshua Durksen	39.269	13	Joshua Dufek	33.381	11	46	Gabriele Mini	1:41.920	1:41.926	8
12	13	Joshua Dufek	29.336	11	Levente Revesz	39.289	5	Maceo Capietto	33.394	12	72	Leonardo Fornaroli	1:41.955	1:42.047	10
13	27	Kas Haverkort	29.374	70	Tim Tramnitz	39.291	4	Roman Bilinski	33.402	13	4	Roman Bilinski	1:41.980	1:42.160	15
14	11	Levente Revesz	29.392	64	Esteban Masson	39.307	70	Tim Tramnitz	33.404	14	70	Tim Tramnitz	1:41.993	1:42.110	14
15	85	Gabriel Bortoleto	29.406	3	Paul Aron	39.319	85	Gabriel Bortoleto	33.472	15	91	Eduardo Barrichello	1:42.110	1:42.110	13
16	10	Joshua Durksen	29.408	4	Roman Bilinski	39.329	72	Leonardo Fornaroli	33.487	16	5	Maceo Capietto	1:42.155	1:42.348	19
17	46	Gabriele Mini	29.425	85	Gabriel Bortoleto	39.335	10	Joshua Durksen	33.496	17	10	Joshua Durksen	1:42.173	1:42.223	16
18	64	Esteban Masson	29.425	18	Dino Beganovic	39.374	64	Esteban Masson	33.505	18	85	Gabriel Bortoleto	1:42.213	1:42.582	20
19	19	Noel Leon	29.429	8	Matias Zagazeta	39.425	42	Laurens Van Hoepen	33.511	19	64	Esteban Masson	1:42.237	1:42.237	17
20	8	Matias Zagazeta	29.448	91	Eduardo Barrichello	39.430	77	Dilano Van 'T Hoff	33.521	20	77	Dilano Van 'T Hoff	1:42.251	1:42.333	18
21	58	Sebastian Montoya	29.479	5	Maceo Capietto	39.444	17	Sami Meguetounif	33.541	21	9	Francesco Braschi	1:42.539	1:43.002	24
22	91	Eduardo Barrichello	29.486	42	Laurens Van Hoepen	39.521	58	Sebastian Montoya	33.589	22	8	Matias Zagazeta	1:42.565	1:42.612	21
23	77	Dilano Van 'T Hoff	29.490	58	Sebastian Montoya	39.525	35	Nicolas Baptiste	33.611	23	58	Sebastian Montoya	1:42.593	1:43.049	25
24	6	Pietro Armanni	29.572	30	Mari Boya	39.553	8	Matias Zagazeta	33.692	24	42	Laurens Van Hoepen	1:42.628	1:42.628	22
25	35	Nicolas Baptiste	29.591	35	Nicolas Baptiste	39.558	16	Lorenzo Fluxa	33.708	25	35	Nicolas Baptiste	1:42.760	1:42.760	23
26	7	Axel Gnos	29.595	9	Francesco Braschi	39.584	7	Axel Gnos	33.710	26	6	Pietro Armanni	1:43.020	1:43.816	30
27	42	Laurens Van Hoepen	29.596	6	Pietro Armanni	39.628	9	Francesco Braschi	33.713	27	30	Mari Boya	1:43.087	1:43.431	29
28	30	Mari Boya	29.644	28	Sebastian Ogaard	39.649	28	Sebastian Ogaard	33.782	28	7	Axel Gnos	1:43.110	1:43.141	26
29	21	Piotr Wisnicki	29.742	16	Lorenzo Fluxa	39.699	6	Pietro Armanni	33.820	29	16	Lorenzo Fluxa	1:43.178	1:43.178	27
30	28	Sebastian Ogaard	29.754	68	Santiago Ramos	39.786	30	Mari Boya	33.890	30	28	Sebastian Ogaard	1:43.185	1:43.209	28
31	16	Lorenzo Fluxa	29.771	7	Axel Gnos	39.805	68	Santiago Ramos	34.001	31	68	Santiago Ramos	1:43.591	1:45.031	33
32	68	Santiago Ramos	29.804	65	Owen Tangavelou	40.060	65	Owen Tangavelou	34.089	32	21	Piotr Wisnicki	1:44.187	1:44.374	31
33	24	Nicola Marinangeli	29.959	21	Piotr Wisnicki	40.151	21	Piotr Wisnicki	34.294	33	65	Owen Tangavelou	1:44.261	1:44.608	32
34	65	Owen Tangavelou	30.112	24	Nicola Marinangeli	40.498	24	Nicola Marinangeli	35.225	34	24	Nicola Marinangeli	1:45.682	1:46.538	34
35	88	Amna Al Qubaisi	30.258	88	Amna Al Qubaisi	41.855	88	Amna Al Qubaisi	36.193	35	88	Amna Al Qubaisi	1:48.306	1:49.588	35



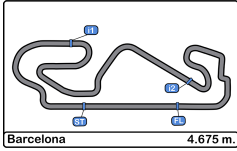
Circuito de Barcelona

Formula Regional Championship by Alpine

Collective Test 1

Best 5 Lap Times

Cls	N°	Driver	Nat	Cat	Cls	Team	Nat	Vehicle	Best 1		Best 2		Best 3		Best 4		Best 5			
									Time	Lap	Time	Lap	Time	Lap	Time	Lap	Time	Lap		
1	12	Victor Bernier		FRA	R	1	FA RACING		ESP	Formula Alpine	1:41.627	15	1:42.317	10	1:42.504	8	1:43.004	6	1:46.142	14
2	26	Hadrien David		FRA			R-ACE GP		FRA	Formula Alpine	1:41.663	16	1:42.178	11	1:42.703	10	1:42.771	8	1:43.691	7
3	27	Kas Haverkort		NLD			VAN AMERSFOORT RACING		NLD	Formula Alpine	1:41.724	14	1:42.700	8	1:42.808	7	1:43.989	5	1:45.851	13
4	11	Levente Revesz		HUN			VAN AMERSFOORT RACING		NLD	Formula Alpine	1:41.847	14	1:43.272	9	1:43.411	7	1:44.816	6	1:47.134	13
5	19	Noel Leon		MEX	R	2	ARDEN		GBR	Formula Alpine	1:41.883	16	1:42.901	9	1:42.928	11	1:43.699	8	1:47.976	12
6	18	Dino Beganovic		SWE			PREMA RACING		ITA	Formula Alpine	1:41.904	14	1:42.986	8	1:43.987	6	1:47.721	10	1:54.186	12
7	17	Sami Meguetounif		FRA	R	3	MP MOTORSPORT		NLD	Formula Alpine	1:41.907	16	1:42.904	11	1:43.278	9	1:44.030	7	1:48.831	12
8	46	Gabriele Mini		ITA			ART GRAND PRIX		FRA	Formula Alpine	1:41.926	15	1:42.608	10	1:42.910	9	1:43.600	7	1:50.413	13
9	13	Joshua Dufek		CHE	R	4	VAN AMERSFOORT RACING		NLD	Formula Alpine	1:41.985	15	1:42.334	7	1:43.229	9	1:43.450	6	1:46.909	14
10	72	Leonardo Fornaroli		ITA	R	5	TRIDENT		ITA	Formula Alpine	1:42.047	14	1:42.658	9	1:43.292	8	1:44.106	7	1:45.512	6
11	3	Paul Aron		EST			PREMA RACING		ITA	Formula Alpine	1:42.053	14	1:42.807	8	1:43.493	6	1:51.783	10	1:53.624	12
12	55	Pierre-Louis Chovet		FRA			RPM		ITA	Formula Alpine	1:42.084	15	1:42.883	9	1:43.126	8	1:43.559	7	1:44.373	6
13	70	Tim Tramnitz		DEU	R	6	TRIDENT		ITA	Formula Alpine	1:42.110	15	1:43.374	9	1:43.408	10	1:43.715	8	1:44.264	7
14	91	Eduardo Barrichello		BRA			ARDEN		GBR	Formula Alpine	1:42.110	16	1:42.652	11	1:43.105	9	1:43.284	8	1:51.545	12
15	4	Roman Bilinski		POL	R	7	TRIDENT		ITA	Formula Alpine	1:42.160	15	1:42.982	14	1:43.083	9	1:43.387	8	1:43.571	7
16	10	Joshua Durksen		NLD	R	8	ARDEN		GBR	Formula Alpine	1:42.223	16	1:42.847	11	1:42.931	9	1:44.113	8	1:47.777	12
17	64	Esteban Masson		FRA	R	9	ART GRAND PRIX		FRA	Formula Alpine	1:42.237	16	1:43.564	11	1:43.843	10	1:44.224	9	1:47.459	7
18	77	Dilano Van 'T Hoff		NLD			MP MOTORSPORT		NLD	Formula Alpine	1:42.333	16	1:43.454	10	1:43.515	11	1:44.001	8	1:45.069	7
19	5	Maceo Capietto		FRA	R	10	MONOLITE RACING		ITA	Formula Alpine	1:42.348	14	1:42.993	9	1:43.459	8	1:43.743	6	1:44.340	5
20	85	Gabriel Bortoleto		BRA			R-ACE GP		FRA	Formula Alpine	1:42.582	14	1:42.833	9	1:43.281	8	1:44.160	6	1:51.284	12
21	8	Matias Zagazeta		PER	R	11	G4 RACING		CHE	Formula Alpine	1:42.612	16	1:42.996	17	1:44.138	11	1:44.290	9	1:44.861	8
22	42	Laurens Van		NLD	R	12	ART GRAND PRIX		FRA	Formula Alpine	1:42.628	17	1:43.129	11	1:43.138	12	1:43.321	9	1:44.022	8
23	35	Nicolas Baptiste		COL	R	13	FA RACING		ESP	Formula Alpine	1:42.760	14	1:43.789	9	1:43.882	7	1:46.350	6	1:47.245	13
24	9	Francesco Braschi		ITA	R	14	FA RACING		ESP	Formula Alpine	1:43.002	8	1:43.473	6	1:43.931	14	1:44.923	13	1:46.781	5
25	58	Sebastian Montoya		COL	R	15	PREMA RACING		ITA	Formula Alpine	1:43.049	13	1:43.739	9	1:43.787	8	1:44.661	5	1:51.156	4
26	7	Axel Gnos		CHE			G4 RACING		CHE	Formula Alpine	1:43.141	16	1:43.511	15	1:44.279	8	1:44.348	10	1:48.092	6
27	16	Lorenzo Fluxa		ESP			R-ACE GP		FRA	Formula Alpine	1:43.178	12	1:44.140	10	1:45.039	8	1:46.324	7	1:49.415	13
28	28	Sebastian Ogaard		DNK			KIC MOTORSPORT		FIN	Formula Alpine	1:43.209	16	1:43.661	9	1:43.712	11	1:44.480	7	1:48.214	8
29	30	Mari Boya		ESP			MP MOTORSPORT		NLD	Formula Alpine	1:43.431	8	1:53.580	7	1:54.613	6	1:57.316	3	2:00.806	2
30	6	Pietro Armani		ITA	R	16	MONOLITE RACING		ITA	Formula Alpine	1:43.816	14	1:43.850	9	1:44.130	8	1:44.272	7	1:44.810	6
31	21	Piotr Wisnicki		POL	R	17	KIC MOTORSPORT		FIN	Formula Alpine	1:44.374	15	1:44.470	7	1:45.164	9	1:46.474	5	1:47.059	6
32	65	Owen Tangavelou		FRA	R	18	RPM		ITA	Formula Alpine	1:44.608	9	1:45.328	8	1:50.127	12	1:52.851	10	1:53.128	5
33	68	Santiago Ramos		MEX	R	19	KIC MOTORSPORT		FIN	Formula Alpine	1:45.031	14	1:45.131	6	1:45.523	5	1:45.611	9	1:50.586	13
34	24	Nicola Marinangeli		ITA			MONOLITE RACING		ITA	Formula Alpine	1:46.538	5	1:47.777	6	2:00.491	3	8:44.081	4	13:36.74	2
35	88	Amna Al Qubaisi		UAE			PREMA RACING		ITA	Formula Alpine	1:49.588	14	1:51.308	9	1:51.641	13	1:52.383	12	1:52.625	6



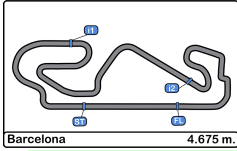
Circuito de Barcelona

Formula Regional Championship by Alpine

Collective Test 1

Best 5 Top Speeds

Clas	N°	Driver	Nat	Cat	Cla	Team	Nat	Vehicle	Top 1		Top 2		Top 3		Top 4		Top 5		Avg
									Km/h	Lap	Km/h	Lap	Km/h	Lap	Km/h	Lap	Km/h	Lap	
1	17	Sami Meguetounif		R	1	MP MOTORSPORT		Formula Alpine	245.4	10	241.0	8	238.9	12	238.4	9	238.4	16	240.4
2	12	Victor Bernier		R	2	FA RACING		Formula Alpine	242.6	16	239.4	6	238.9	5	238.9	15	238.4	8	239.6
3	21	Piotr Wisnicki		R	3	KIC MOTORSPORT		Formula Alpine	242.6	6	237.8	8	236.8	7	236.8	9	236.8	14	238.2
4	5	Maceo Capietto		R	4	MONOLITE RACING		Formula Alpine	241.6	7	240.5	15	239.4	13	238.4	6	238.4	14	239.6
5	46	Gabriele Mini				ART GRAND PRIX		Formula Alpine	241.6	8	240.0	11	240.0	15	238.9	10	238.4	7	239.7
6	55	Pierre-Louis Chovet				RPM		Formula Alpine	241.6	16	238.9	15	237.8	7	237.8	9	237.3	8	238.7
7	77	Dilano Van 'T Hoff				MP MOTORSPORT		Formula Alpine	241.6	4	240.0	16	240.0	17	239.4	9	238.9	11	240.0
8	27	Kas Haverkort				VAN AMERSFOORT RACING		Formula Alpine	241.0	6	237.8	15	237.3	7	237.3	10	237.3	14	238.2
9	65	Owen Tangavelou		R	5	RPM		Formula Alpine	241.0	13	237.8	6	237.8	8	237.3	9	237.3	10	238.3
10	3	Paul Aron				PREMA RACING		Formula Alpine	240.5	15	238.9	9	238.9	10	238.9	14	237.3	6	238.9
11	70	Tim Tramnitz		R	6	TRIDENT		Formula Alpine	240.5	8	240.0	16	238.9	15	238.4	10	238.4	11	239.2
12	6	Pietro Armani		R	7	MONOLITE RACING		Formula Alpine	240.0	8	238.9	13	238.4	9	238.4	15	237.8	4	238.7
13	10	Joshua Durksen		R	8	ARDEN		Formula Alpine	240.0	17	238.9	16	237.8	10	237.8	11	237.8	12	238.5
14	26	Hadrien David				R-ACE GP		Formula Alpine	240.0	17	239.4	9	238.9	10	238.9	11	238.9	16	239.2
15	88	Amna Al Qubaisi				PREMA RACING		Formula Alpine	240.0	5	238.9	8	238.9	13	238.4	14	238.4	15	238.9
16	9	Francesco Braschi		R	9	FA RACING		Formula Alpine	239.4	14	239.4	15	238.9	8	238.4	9	236.8	6	238.6
17	18	Dino Beganovic				PREMA RACING		Formula Alpine	239.4	9	238.4	6	238.4	15	237.8	8	237.8	14	238.4
18	19	Noel Leon		R	10	ARDEN		Formula Alpine	239.4	10	239.4	16	239.4	17	238.9	9	238.4	11	239.1
19	42	Laurens Van Hoepen		R	11	ART GRAND PRIX		Formula Alpine	239.4	18	238.9	17	238.4	7	238.4	11	237.8	9	238.6
20	72	Leonardo Fornaroli		R	12	TRIDENT		Formula Alpine	239.4	15	238.9	8	238.9	9	238.4	13	237.8	10	238.7
21	4	Roman Bilinski		R	13	TRIDENT		Formula Alpine	238.9	9	237.8	7	237.8	8	237.8	16	237.3	3	237.9
22	7	Axel Gnos				G4 RACING		Formula Alpine	238.9	9	238.4	7	237.8	10	237.8	11	237.3	16	238.0
23	16	Lorenzo Fluxa				R-ACE GP		Formula Alpine	238.9	17	237.8	15	237.3	9	236.8	11	236.8	13	237.5
24	64	Esteban Masson		R	14	ART GRAND PRIX		Formula Alpine	238.9	16	238.9	17	238.4	9	238.4	11	237.8	10	238.5
25	91	Eduardo Barrichello				ARDEN		Formula Alpine	238.9	9	238.4	12	238.4	16	237.8	8	237.8	11	238.3
26	11	Levente Revesz				VAN AMERSFOORT RACING		Formula Alpine	238.4	10	237.8	6	237.8	9	237.8	15	237.3	14	237.8
27	30	Mari Boya				MP MOTORSPORT		Formula Alpine	238.4	8	238.4	9	237.3	4	210.9	7	204.5	2	225.9
28	35	Nicolas Baptiste		R	15	FA RACING		Formula Alpine	238.4	8	237.3	7	237.3	9	237.3	10	236.8	6	237.4
29	8	Matias Zagazeta		R	16	G4 RACING		Formula Alpine	237.8	9	237.8	10	237.8	16	236.8	8	236.3	12	237.3
30	13	Joshua Dufek		R	17	VAN AMERSFOORT RACING		Formula Alpine	237.8	8	237.3	10	236.8	15	236.3	7	236.3	9	236.9
31	85	Gabriel Bortoleto				R-ACE GP		Formula Alpine	237.8	9	237.3	15	236.3	8	236.3	13	235.8	5	236.7
32	28	Sebastian Ogaard				KIC MOTORSPORT		Formula Alpine	237.3	8	235.8	9	235.8	11	235.2	10	235.2	16	235.9
33	58	Sebastian Montoya		R	18	PREMA RACING		Formula Alpine	237.3	10	237.3	13	236.8	14	236.3	8	236.3	9	236.8
34	24	Nicola Marinangeli				MONOLITE RACING		Formula Alpine	236.3	6	235.8	5	228.3	3	201.4	7	164.3	1	213.2
35	68	Santiago Ramos		R	19	KIC MOTORSPORT		Formula Alpine	236.3	7	235.2	8	234.2	6	234.2	9	234.2	10	234.8



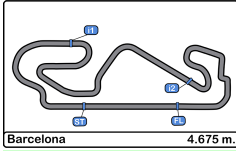
Circuito de Barcelona

Formula Regional Championship by Alpine

Collective Test 1

Fastest Laps Sequence

Lap	Time of Day	Session Time	N°	Driver	Nat	Cat	Team	Nat	Vehicle	Time	Km/h	
2	9:04:31.052	4:31.052	7	Axel Gnos		CHE	G4 RACING		CHE	Formula Alpine	2:00.851	139.2
2	9:04:35.298	4:35.298	30	Mari Boya		ESP	MP MOTORSPORT		NLD	Formula Alpine	2:00.806	139.3
2	9:04:36.095	4:36.095	17	Sami Meguetounif		FRA	R MP MOTORSPORT		NLD	Formula Alpine	1:59.717	140.5
2	9:04:36.492	4:36.492	77	Dilano Van 'T Hoff		NLD	MP MOTORSPORT		NLD	Formula Alpine	1:59.032	141.3
2	9:05:00.549	5:00.549	64	Esteban Masson		FRA	R ART GRAND PRIX		FRA	Formula Alpine	1:58.025	142.5
2	9:05:02.766	5:02.766	26	Hadrien David		FRA	R-ACE GP		FRA	Formula Alpine	1:58.002	142.6
2	9:05:23.955	5:23.955	4	Roman Bilinski		POL	R TRIDENT		ITA	Formula Alpine	1:55.008	146.3
2	9:05:33.576	5:33.576	21	Piotr Wisnicki		POL	R KIC MOTORSPORT		FIN	Formula Alpine	1:53.516	148.2
2	9:05:59.668	5:59.668	55	Pierre-Louis Chovet		FRA	RPM		ITA	Formula Alpine	1:51.702	150.6
3	9:06:21.041	6:21.041	7	Axel Gnos		CHE	G4 RACING		CHE	Formula Alpine	1:49.989	153.0
3	9:07:08.868	7:08.868	4	Roman Bilinski		POL	R TRIDENT		ITA	Formula Alpine	1:44.913	160.4
7	9:21:01.042	21:01.042	17	Sami Meguetounif		FRA	R MP MOTORSPORT		NLD	Formula Alpine	1:44.030	161.7
7	9:21:32.585	21:32.585	46	Gabriele Mini		ITA	ART GRAND PRIX		FRA	Formula Alpine	1:43.600	162.4
7	9:21:37.988	21:37.988	4	Roman Bilinski		POL	R TRIDENT		ITA	Formula Alpine	1:43.571	162.4
6	9:22:22.175	22:22.175	9	Francesco Braschi		ITA	R FA RACING		ESP	Formula Alpine	1:43.473	162.6
8	9:23:11.250	23:11.250	91	Eduardo Barrichello		BRA	ARDEN		GBR	Formula Alpine	1:43.284	162.9
6	9:24:18.654	24:18.654	12	Victor Bernier		FRA	R FA RACING		ESP	Formula Alpine	1:43.004	163.3
9	9:24:53.480	24:53.480	10	Joshua Durksen		NLD	R ARDEN		GBR	Formula Alpine	1:42.931	163.5
8	9:24:57.561	24:57.561	26	Hadrien David		FRA	R-ACE GP		FRA	Formula Alpine	1:42.771	163.7
9	9:25:07.544	25:07.544	72	Leonardo Fornaroli		ITA	R TRIDENT		ITA	Formula Alpine	1:42.658	163.9
7	9:26:07.266	26:07.266	13	Joshua Dufek		CHE	R VAN AMERSFOORT RACING		NLD	Formula Alpine	1:42.334	164.4
11	9:30:21.836	30:21.836	26	Hadrien David		FRA	R-ACE GP		FRA	Formula Alpine	1:42.178	164.7
15	9:49:44.012	49:44.012	4	Roman Bilinski		POL	R TRIDENT		ITA	Formula Alpine	1:42.160	164.7
16	9:50:04.850	50:04.850	17	Sami Meguetounif		FRA	R MP MOTORSPORT		NLD	Formula Alpine	1:41.907	165.1
16	9:50:16.770	50:16.770	26	Hadrien David		FRA	R-ACE GP		FRA	Formula Alpine	1:41.663	165.5
15	9:50:55.659	50:55.659	12	Victor Bernier		FRA	R FA RACING		ESP	Formula Alpine	1:41.627	165.6



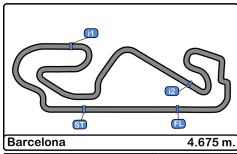
Circuito de Barcelona

Formula Regional Championship by Alpine

Collective Test 1

Event Best Maximum Speed

N°	Driver	Nat	Cat	Clas	Team	Nat	Vehicle	Km/h	Session
17	Sami Meguetounif		FRA	R 1	MP MOTORSPORT		Formula Alpine	245.4	Collective Test 1
21	Piotr Wisnicki		POL	R 2	KIC MOTORSPORT		Formula Alpine	242.6	Collective Test 1
12	Victor Bernier		FRA	R 3	FA RACING		Formula Alpine	242.6	Collective Test 1
77	Dilano Van 'T Hoff		NLD		MP MOTORSPORT		Formula Alpine	241.6	Collective Test 1
46	Gabriele Mini		ITA		ART GRAND PRIX		Formula Alpine	241.6	Collective Test 1
5	Maceo Capietto		FRA	R 4	MONOLITE RACING		Formula Alpine	241.6	Collective Test 1
55	Pierre-Louis Chovet		FRA		RPM		Formula Alpine	241.6	Collective Test 1
27	Kas Haverkort		NLD		VAN AMERSFOORT RACING		Formula Alpine	241.0	Collective Test 1
65	Owen Tangavelou		FRA	R 5	RPM		Formula Alpine	241.0	Collective Test 1
70	Tim Tramnitz		DEU	R 6	TRIDENT		Formula Alpine	240.5	Collective Test 1
3	Paul Aron		EST		PREMA RACING		Formula Alpine	240.5	Collective Test 1
88	Amna Al Qubaisi		ARE		PREMA RACING		Formula Alpine	240.0	Collective Test 1
6	Pietro Armanni		ITA	R 7	MONOLITE RACING		Formula Alpine	240.0	Collective Test 1
10	Joshua Durksen		NLD	R 8	ARDEN		Formula Alpine	240.0	Collective Test 1
26	Hadrien David		FRA		R-ACE GP		Formula Alpine	240.0	Collective Test 1
18	Dino Beganovic		SWE		PREMA RACING		Formula Alpine	239.4	Collective Test 1
19	Noel Leon		MEX	R 9	ARDEN		Formula Alpine	239.4	Collective Test 1
42	Laurens Van Hoepen		NLD	R 10	ART GRAND PRIX		Formula Alpine	239.4	Collective Test 1
72	Leonardo Fornaroli		ITA	R 11	TRIDENT		Formula Alpine	239.4	Collective Test 1
9	Francesco Braschi		ITA	R 12	FA RACING		Formula Alpine	239.4	Collective Test 1
7	Axel Gnos		CHE		G4 RACING		Formula Alpine	238.9	Collective Test 1
91	Eduardo Barrichello		BRA		ARDEN		Formula Alpine	238.9	Collective Test 1
4	Roman Bilinski		POL	R 13	TRIDENT		Formula Alpine	238.9	Collective Test 1
64	Esteban Masson		FRA	R 14	ART GRAND PRIX		Formula Alpine	238.9	Collective Test 1
16	Lorenzo Fluxa		ESP		R-ACE GP		Formula Alpine	238.9	Collective Test 1
35	Nicolas Baptiste		COL	R 15	FA RACING		Formula Alpine	238.4	Collective Test 1
11	Levente Revesz		HUN		VAN AMERSFOORT RACING		Formula Alpine	238.4	Collective Test 1
30	Mari Boya		ESP		MP MOTORSPORT		Formula Alpine	238.4	Collective Test 1
8	Matias Zagazeta		PER	R 16	G4 RACING		Formula Alpine	237.8	Collective Test 1
13	Joshua Dufek		CHE	R 17	VAN AMERSFOORT RACING		Formula Alpine	237.8	Collective Test 1
85	Gabriel Bortoletto		BRA		R-ACE GP		Formula Alpine	237.8	Collective Test 1
28	Sebastian Ogaard		DNK		KIC MOTORSPORT		Formula Alpine	237.3	Collective Test 1
58	Sebastian Montoya		COL	R 18	PREMA RACING		Formula Alpine	237.3	Collective Test 1
68	Santiago Ramos		MEX	R 19	KIC MOTORSPORT		Formula Alpine	236.3	Collective Test 1
24	Nicola Marinangeli		ITA		MONOLITE RACING		Formula Alpine	236.3	Collective Test 1



Circuito de Barcelona

Formula Regional Championship by Alpine

Collective Test 1

Pit Stop Analysis

3 Paul Aron PREMA RACING

Formula Alpine

Nr.	In Day Time	In Time	Out Time	Pit Time	T. Pit Time	Handicap	Penalty
1	9:05:34.437	9:05:34.437	9:15:42.719	10:08.282	10:08.282		
2	9:31:05.701	9:31:05.701	9:42:46.070	11:40.369	21:48.651		

4 Roman Bilinski TRIDENT

Formula Alpine

Nr.	In Day Time	In Time	Out Time	Pit Time	T. Pit Time	Handicap	Penalty
1	9:09:16.664	9:09:16.664	9:16:07.828	6:51.164	6:51.164		
2	9:26:50.506	9:26:50.506	9:31:22.106	4:31.600	11:22.764		
3	9:35:48.415	9:35:48.415	9:44:16.290	8:27.875	19:50.639		

5 Maceo Capietto MONOLITE RACING

Formula Alpine

Nr.	In Day Time	In Time	Out Time	Pit Time	T. Pit Time	Handicap	Penalty
1	9:03:35.931	9:03:35.931	9:16:15.034	12:39.103	12:39.103		
2	9:32:21.256	9:32:21.256	9:43:21.417	11:00.161	23:39.264		

6 Pietro Armani MONOLITE RACING

Formula Alpine

Nr.	In Day Time	In Time	Out Time	Pit Time	T. Pit Time	Handicap	Penalty
1	9:03:41.993	9:03:41.993	9:16:20.595	12:38.602	12:38.602		
2	9:32:42.173	9:32:42.173	9:43:27.988	10:45.815	23:24.417		

7 Axel Gnos G4 RACING

Formula Alpine

Nr.	In Day Time	In Time	Out Time	Pit Time	T. Pit Time	Handicap	Penalty
1	9:08:28.846	9:08:28.846	9:15:19.281	6:50.435	6:50.435		
2	9:28:10.952	9:28:10.952	9:42:19.400	14:08.448	20:58.883		

8 Matias Zagazeta G4 RACING

Formula Alpine

Nr.	In Day Time	In Time	Out Time	Pit Time	T. Pit Time	Handicap	Penalty
1	9:08:38.221	9:08:38.221	9:15:22.738	6:44.517	6:44.517		
2	9:30:04.321	9:30:04.321	9:42:20.998	12:16.677	19:01.194		

9 Francesco Braschi FA RACING

Formula Alpine

Nr.	In Day Time	In Time	Out Time	Pit Time	T. Pit Time	Handicap	Penalty
1	9:08:40.176	9:08:40.176	9:17:02.158	8:21.982	8:21.982		
2	9:27:54.514	9:27:54.514	9:33:32.480	5:37.966	13:59.948		
3	9:35:54.318	9:35:54.318	9:43:44.482	7:50.164	21:50.112		

10 Joshua Durksen ARDEN

Formula Alpine

Nr.	In Day Time	In Time	Out Time	Pit Time	T. Pit Time	Handicap	Penalty
1	9:08:50.655	9:08:50.655	9:15:32.755	6:42.100	6:42.100		
2	9:30:18.905	9:30:18.905	9:42:33.524	12:14.619	18:56.719		

11 Levente Revesz VAN AMERSFOORT RACING

Formula Alpine

Nr.	In Day Time	In Time	Out Time	Pit Time	T. Pit Time	Handicap	Penalty
1	9:04:05.807	9:04:05.807	9:07:07.564	3:01.757	3:01.757		

2	9:09:23.246	9:09:23.246	9:16:39.914	7:16.668	10:18.425		
3	9:31:20.556	9:31:20.556	9:43:51.449	12:30.893	22:49.318		

12 Victor Bernier R FA RACING

Formula Alpine

Nr.	In Day Time	In Time	Out Time	Pit Time	T. Pit Time	Handicap	Penalty
1	9:03:47.583	9:03:47.583	9:05:40.097	1:52.514	1:52.514		
2	9:08:19.897	9:08:19.897	9:16:49.355	8:29.458	10:21.972		
3	9:33:19.345	9:33:19.345	9:43:42.354	10:23.009	20:44.981		

13 Joshua Dufek R VAN AMERSFOORT RACING

Formula Alpine

Nr.	In Day Time	In Time	Out Time	Pit Time	T. Pit Time	Handicap	Penalty
1	9:03:53.766	9:03:53.766	9:06:15.747	2:21.981	2:21.981		
2	9:08:34.395	9:08:34.395	9:17:05.300	8:30.905	10:52.886		
3	9:33:22.818	9:33:22.818	9:44:08.145	10:45.327	21:38.213		

16 Lorenzo Fluxa R-ACE GP

Formula Alpine

Nr.	In Day Time	In Time	Out Time	Pit Time	T. Pit Time	Handicap	Penalty
1	9:09:26.743	9:09:26.743	9:16:01.876	6:35.133	6:35.133		
2	9:32:34.908	9:32:34.908	9:43:08.083	10:33.175	17:08.308		

17 Sami Meguetounif R MP MOTORSPORT

Formula Alpine

Nr.	In Day Time	In Time	Out Time	Pit Time	T. Pit Time	Handicap	Penalty
1	9:08:48.981	9:08:48.981	9:15:25.816	6:36.835	6:36.835		
2	9:29:56.408	9:29:56.408	9:42:27.766	12:31.358	19:08.193		

18 Dino Beganovic PREMA RACING

Formula Alpine

Nr.	In Day Time	In Time	Out Time	Pit Time	T. Pit Time	Handicap	Penalty
1	9:05:11.758	9:05:11.758	9:15:46.826	10:35.068	10:35.068		
2	9:30:59.759	9:30:59.759	9:42:47.031	11:47.272	22:22.340		

19 Noel Leon R ARDEN

Formula Alpine

Nr.	In Day Time	In Time	Out Time	Pit Time	T. Pit Time	Handicap	Penalty
1	9:08:59.544	9:08:59.544	9:15:39.113	6:39.569	6:39.569		
2	9:30:27.220	9:30:27.220	9:42:40.170	12:12.950	18:52.519		

21 Piotr Wisnicki R KIC MOTORSPORT

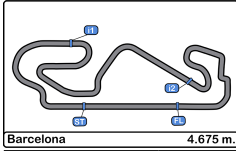
Formula Alpine

Nr.	In Day Time	In Time	Out Time	Pit Time	T. Pit Time	Handicap	Penalty
1	9:07:32.349	9:07:32.349	9:16:21.912	8:49.563	8:49.563		
2	9:29:01.168	9:29:01.168	9:32:23.884	3:22.716	12:12.279		
3	9:34:59.641	9:34:59.641	9:43:30.573	8:30.932	20:43.211		

24 Nicola Marinangeli MONOLITE RACING

Formula Alpine

Nr.	In Day Time	In Time	Out Time	Pit Time	T. Pit Time	Handicap	Penalty
1	9:03:37.299	9:03:37.299	9:15:09.968	11:32.669	11:32.669		
2	9:19:14.093	9:19:14.093	9:26:07.279	6:53.186	18:25.855		



Circuito de Barcelona

Formula Regional Championship by Alpine

Collective Test 1

Pit Stop Analysis

26 Hadrien David R-ACE GP

Formula Alpine

Nr.	In Day Time	In Time	Out Time	Pit Time	T. Pit Time	Handicap	Penalty
1	9:09:13.205	9:09:13.205	9:17:45.400	8:32.195	8:32.195		
2	9:32:06.665	9:32:06.665	9:43:01.988	10:55.323	19:27.518		

27 Kas Haverkort VAN AMERSFOORT RACING

Formula Alpine

Nr.	In Day Time	In Time	Out Time	Pit Time	T. Pit Time	Handicap	Penalty
1	9:03:54.757	9:03:54.757	9:06:33.276	2:38.519	2:38.519		
2	9:08:56.183	9:08:56.183	9:16:51.659	7:55.476	10:33.995		
3	9:31:22.324	9:31:22.324	9:44:00.626	12:38.302	23:12.297		

28 Sebastian Ogaard KIC MOTORSPORT

Formula Alpine

Nr.	In Day Time	In Time	Out Time	Pit Time	T. Pit Time	Handicap	Penalty
1	9:08:23.091	9:08:23.091	9:16:28.506	8:05.415	8:05.415		
2	9:32:50.663	9:32:50.663	9:43:38.106	10:47.443	18:52.858		

35 Nicolas Baptiste R FA RACING

Formula Alpine

Nr.	In Day Time	In Time	Out Time	Pit Time	T. Pit Time	Handicap	Penalty
1	9:03:58.735	9:03:58.735	9:06:26.972	2:28.237	2:28.237		
2	9:09:19.202	9:09:19.202	9:16:35.524	7:16.322	9:44.559		
3	9:31:18.677	9:31:18.677	9:43:49.604	12:30.927	22:15.486		

42 Laurens Van Hoepen R ART GRAND PRIX

Formula Alpine

Nr.	In Day Time	In Time	Out Time	Pit Time	T. Pit Time	Handicap	Penalty
1	9:09:14.697	9:09:14.697	9:15:55.366	6:40.669	6:40.669		
2	9:32:41.009	9:32:41.009	9:42:58.557	10:17.548	16:58.217		

46 Gabriele Mini ART GRAND PRIX

Formula Alpine

Nr.	In Day Time	In Time	Out Time	Pit Time	T. Pit Time	Handicap	Penalty
1	9:09:10.358	9:09:10.358	9:16:00.802	6:50.444	6:50.444		
2	9:28:56.751	9:28:56.751	9:42:57.794	14:01.043	20:51.487		

55 Pierre-Louis Chovet RPM

Formula Alpine

Nr.	In Day Time	In Time	Out Time	Pit Time	T. Pit Time	Handicap	Penalty
1	9:08:21.612	9:08:21.612	9:16:59.228	8:37.616	8:37.616		
2	9:31:33.073	9:31:33.073	9:43:17.717	11:44.644	20:22.260		

58 Sebastian Montoya R PREMA RACING

Formula Alpine

Nr.	In Day Time	In Time	Out Time	Pit Time	T. Pit Time	Handicap	Penalty
1	9:03:02.651	9:03:02.651	9:15:08.636	12:05.985	12:05.985		

64 Esteban Masson R ART GRAND PRIX

Formula Alpine

Nr.	In Day Time	In Time	Out Time	Pit Time	T. Pit Time	Handicap	Penalty
1	9:09:11.984	9:09:11.984	9:15:49.051	6:37.067	6:37.067		
2	9:30:35.912	9:30:35.912	9:42:53.564	12:17.652	18:54.719		

65 Owen Tangavelou R RPM

Formula Alpine

Nr.	In Day Time	In Time	Out Time	Pit Time	T. Pit Time	Handicap	Penalty
1	9:08:32.106	9:08:32.106	9:16:45.542	8:13.436	8:13.436		
2	9:22:26.512	9:22:26.512	9:26:29.170	4:02.658	12:16.094		
3	9:33:38.918	9:33:38.918	9:43:24.022	9:45.104	22:01.198		

68 Santiago Ramos R KIC MOTORSPORT

Formula Alpine

Nr.	In Day Time	In Time	Out Time	Pit Time	T. Pit Time	Handicap	Penalty
1	9:07:39.212	9:07:39.212	9:16:30.393	8:51.181	8:51.181		
2	9:29:14.774	9:29:14.774	9:43:34.789	14:20.015	23:11.196		

70 Tim Tramnitz R TRIDENT

Formula Alpine

Nr.	In Day Time	In Time	Out Time	Pit Time	T. Pit Time	Handicap	Penalty
1	9:09:24.861	9:09:24.861	9:16:06.803	6:41.942	6:41.942		
2	9:28:30.628	9:28:30.628	9:43:09.794	14:39.166	21:21.108		

72 Leonardo Fornaroli R TRIDENT

Formula Alpine

Nr.	In Day Time	In Time	Out Time	Pit Time	T. Pit Time	Handicap	Penalty
1	9:09:36.929	9:09:36.929	9:16:11.862	6:34.933	6:34.933		
2	9:26:56.352	9:26:56.352	9:43:14.212	16:17.860	22:52.793		

77 Dilano Van 'T Hoff MP MOTORSPORT

Formula Alpine

Nr.	In Day Time	In Time	Out Time	Pit Time	T. Pit Time	Handicap	Penalty
1	9:08:41.290	9:08:41.290	9:15:27.849	6:46.559	6:46.559		
2	9:29:53.464	9:29:53.464	9:42:31.449	12:37.985	19:24.544		

85 Gabriel Bortoleto R-ACE GP

Formula Alpine

Nr.	In Day Time	In Time	Out Time	Pit Time	T. Pit Time	Handicap	Penalty
1	9:08:25.215	9:08:25.215	9:17:08.020	8:42.805	8:42.805		
2	9:30:01.191	9:30:01.191	9:43:03.086	13:01.895	21:44.700		

88 Amna Al Qubaisi PREMA RACING

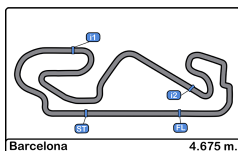
Formula Alpine

Nr.	In Day Time	In Time	Out Time	Pit Time	T. Pit Time	Handicap	Penalty
1	9:03:20.991	9:03:20.991	9:06:05.528	2:44.537	2:44.537		
2	9:08:36.156	9:08:36.156	9:15:54.273	7:18.117	10:02.654		
3	9:31:29.484	9:31:29.484	9:43:58.878	12:29.394	22:32.048		

91 Eduardo Barrichello ARDEN

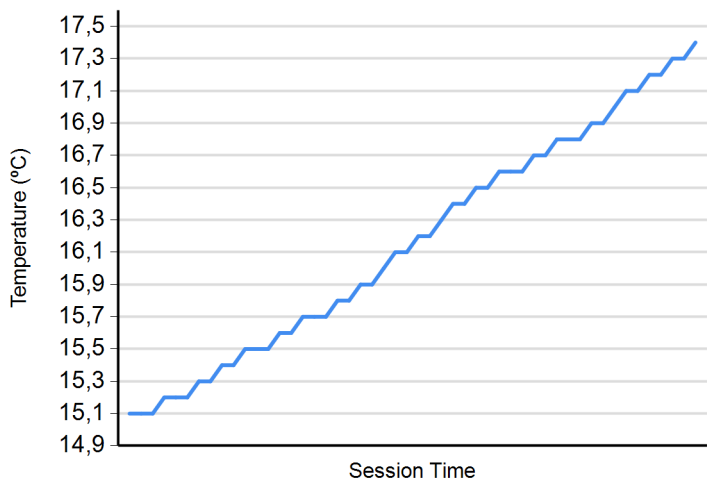
Formula Alpine

Nr.	In Day Time	In Time	Out Time	Pit Time	T. Pit Time	Handicap	Penalty
1	9:08:54.702	9:08:54.702	9:15:34.919	6:40.217	6:40.217		
2	9:30:25.811	9:30:25.811	9:42:38.473	12:12.662	18:52.879		

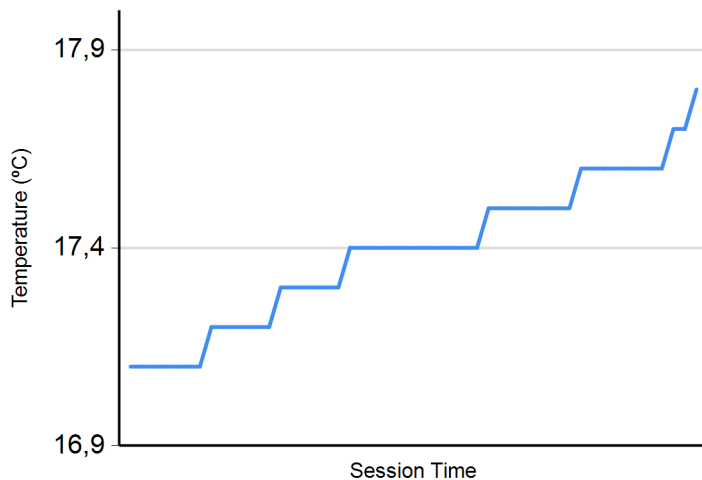


Circuito de Barcelona
Formula Regional Championship by Alpine
Collective Test 1
Weather Report

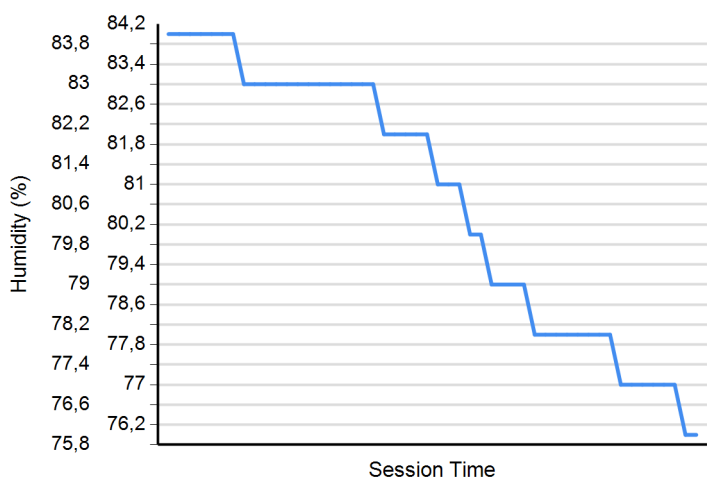
Air Temperature



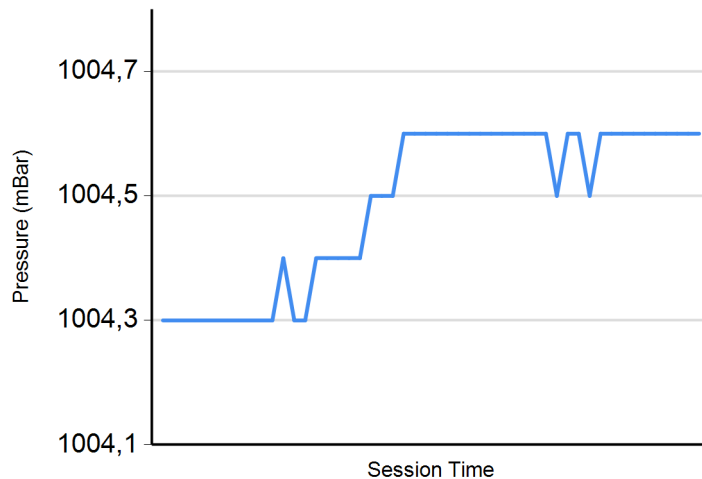
Track Temperature



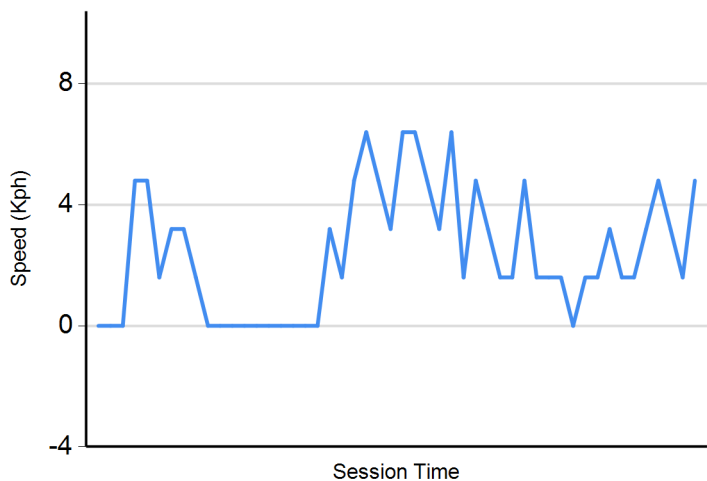
Humidity



Pressure



Wind Speed



Wind direction

North = 0°/360° Est = 90° South = 180° West= 270°

