

**Hungaroring**  
**Formula Regional Championship by Alpine**  
**Collective Test 2**  
**Provisional Results**

Clas	Nº	Driver	Nat	Cat	Clas	Team	Nat	Vehicle	Laps	Best	Time	Gap	Interval	Km/h
1	9	Esteban Masson		R	1	FA RACING		Formula Alpine	17	14	1:39.419			158.6
2	17	Sami Meguetounif		R	2	MP MOTORSPORT		Formula Alpine	19	18	1:39.533	0.114	0.114	158.4
3	46	Gabriele Mini				ART GRAND PRIX		Formula Alpine	19	7	1:39.670	0.251	0.137	158.2
4	27	Kas Haverkort				VAN AMERSFOORT RACING		Formula Alpine	19	18	1:39.676	0.257	0.006	158.2
5	10	Joshua Durksen		R	3	ARDEN		Formula Alpine	17	10	1:39.702	0.283	0.026	158.1
6	4	Roman Bilinski		R	4	TRIDENT		Formula Alpine	21	19	1:39.901	0.482	0.199	157.8
7	91	Eduardo Barrichello				ARDEN		Formula Alpine	17	6	1:39.905	0.486	0.004	157.8
8	42	Laurens Van Hoepen		R	5	ART GRAND PRIX		Formula Alpine	19	18	1:39.936	0.517	0.031	157.8
9	55	Pietro Delli Guanti				RPM		Formula Alpine	16	5	1:39.952	0.533	0.016	157.7
10	3	Paul Aron				PREMA RACING		Formula Alpine	20	6	1:39.976	0.557	0.024	157.7
11	13	Joshua Dufek		R	6	VAN AMERSFOORT RACING		Formula Alpine	19	18	1:40.001	0.582	0.025	157.7
12	5	Maceo Capietto		R	7	MONOLITE RACING		Formula Alpine	21	18	1:40.016	0.597	0.015	157.6
13	12	Victor Bernier		R	8	FA RACING		Formula Alpine	18	14	1:40.049	0.630	0.033	157.6
14	72	Leonardo Fornaroli		R	9	TRIDENT		Formula Alpine	20	5	1:40.106	0.687	0.057	157.5
15	26	Hadrien David				R-ACE GP		Formula Alpine	23	5	1:40.126	0.707	0.020	157.5
16	8	Matias Zagazeta		R	10	G4 RACING		Formula Alpine	18	17	1:40.149	0.730	0.023	157.4
17	18	Dino Beganovic				PREMA RACING		Formula Alpine	19	6	1:40.211	0.792	0.062	157.3
18	19	Noel Leon		R	11	ARDEN		Formula Alpine	15	6	1:40.244	0.825	0.033	157.3
19	70	Tim Tramnitz		R	12	TRIDENT		Formula Alpine	21	6	1:40.257	0.838	0.013	157.3
20	64	Mari Boya				ART GRAND PRIX		Formula Alpine	19	17	1:40.269	0.850	0.012	157.2
21	65	Owen Tangavelou		R	13	RPM		Formula Alpine	16	14	1:40.352	0.933	0.083	157.1
22	75	Andrea Rosso				RPM		Formula Alpine	14	4	1:40.385	0.966	0.033	157.1
23	16	Lorenzo Fluxa				R-ACE GP		Formula Alpine	23	10	1:40.475	1.056	0.090	156.9
24	85	Gabriel Bortoleto				R-ACE GP		Formula Alpine	23	6	1:40.551	1.132	0.076	156.8
25	77	Francesco Braschi		R	14	MP MOTORSPORT		Formula Alpine	17	6	1:40.572	1.153	0.021	156.8
26	21	Piotr Wisnicki		R	15	KIC MOTORSPORT		Formula Alpine	16	7	1:40.632	1.213	0.060	156.7
27	6	Pietro Armanni		R	16	MONOLITE RACING		Formula Alpine	16	15	1:40.643	1.224	0.011	156.7
28	68	Santiago Ramos		R	17	KIC MOTORSPORT		Formula Alpine	20	7	1:40.651	1.232	0.008	156.6
29	58	Sebastian Montoya		R	18	PREMA RACING		Formula Alpine	19	17	1:40.739	1.320	0.088	156.5
30	11	Levente Revesz				VAN AMERSFOORT RACING		Formula Alpine	20	10	1:40.748	1.329	0.009	156.5
31	7	Axel Gnos				G4 RACING		Formula Alpine	19	18	1:41.070	1.651	0.322	156.0
32	88	Hamda Al Qubaisi				PREMA RACING		Formula Alpine	18	5	1:41.129	1.710	0.059	155.9
33	35	Nicolas Baptiste		R	19	FA RACING		Formula Alpine	17	15	1:41.511	2.092	0.382	155.3

## \* PENALTIES

CARS #6 - #9 - #12 - #16 - #26 - #46 - #64 - #68 - #72 - #85 - #88 SOME LAP TIMES DELETED DUE TO TRACK LIMITS


Published at:.....

Track Temp: 40.4 °C Air Temp: 26.5 °C Humidity: 37 % Track Status: DRY

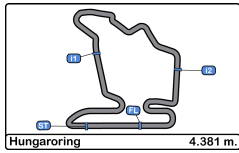
Stewards:

Race Director:

Timekeeper:



Luis Angel Garcia Nunez  
JOB/I-0030-ESP



**Hungaroring**  
**Formula Regional Championship by Alpine**  
**Collective Test 2**  
**Provisional Results by Category**

Clas	Nº	Driver	Nat	Cat	Clas	Team	Nat	Vehicle	Laps	Best	Time	Gap	Interval	Km/h
1	46	Gabriele Mini	ITA			ART GRAND PRIX	FRA	Formula Alpine	19	7	1:39.670			158.2
2	27	Kas Haverkort	NLD			VAN AMERSFOORT RACING	NLD	Formula Alpine	19	18	1:39.676	0.006	0.006	158.2
3	91	Eduardo Barrichello	BRA			ARDEN	GBR	Formula Alpine	17	6	1:39.905	0.235	0.229	157.8
4	55	Pietro Delli Guanti	ITA			RPM	ITA	Formula Alpine	16	5	1:39.952	0.282	0.047	157.7
5	3	Paul Aron	EST			PREMA RACING	ITA	Formula Alpine	20	6	1:39.976	0.306	0.024	157.7
6	26	Hadrien David	FRA			R-ACE GP	FRA	Formula Alpine	23	5	1:40.126	0.456	0.150	157.5
7	18	Dino Beganovic	FIN			PREMA RACING	ITA	Formula Alpine	19	6	1:40.211	0.541	0.085	157.3
8	64	Mari Boya	ESP			ART GRAND PRIX	FRA	Formula Alpine	19	17	1:40.269	0.599	0.058	157.2
9	75	Andrea Rosso	ITA			RPM	ITA	Formula Alpine	14	4	1:40.385	0.715	0.116	157.1
10	16	Lorenzo Fluxa	ESP			R-ACE GP	FRA	Formula Alpine	23	10	1:40.475	0.805	0.090	156.9
11	85	Gabriel Bortoleto	BRA			R-ACE GP	FRA	Formula Alpine	23	6	1:40.551	0.881	0.076	156.8
12	11	Levente Revesz	HUN			VAN AMERSFOORT RACING	NLD	Formula Alpine	20	10	1:40.748	1.078	0.197	156.5
13	7	Axel Gnos	CHE			G4 RACING	CHE	Formula Alpine	19	18	1:41.070	1.400	0.322	156.0
14	88	Hamda Al Qubaisi	ASE			PREMA RACING	ITA	Formula Alpine	18	5	1:41.129	1.459	0.059	155.9

**Rookie**

1	9	Esteban Masson	FRA	R	1	FA RACING	ESP	Formula Alpine	17	14	1:39.419			158.6
2	17	Sami Meguetounif	FRA	R	2	MP MOTORSPORT	NLD	Formula Alpine	19	18	1:39.533	0.114	0.114	158.4
3	10	Joshua Durksen	GBR	R	3	ARDEN	GBR	Formula Alpine	17	10	1:39.702	0.283	0.169	158.1
4	4	Roman Bilinski	GBR	R	4	TRIDENT	ITA	Formula Alpine	21	19	1:39.901	0.482	0.199	157.8
5	42	Laurens Van Hoepen	NLD	R	5	ART GRAND PRIX	FRA	Formula Alpine	19	18	1:39.936	0.517	0.035	157.8
6	13	Joshua Dufek	CHE	R	6	VAN AMERSFOORT RACING	NLD	Formula Alpine	19	18	1:40.001	0.582	0.065	157.7
7	5	Maceo Capietto	FRA	R	7	MONOLITE RACING	ITA	Formula Alpine	21	18	1:40.016	0.597	0.015	157.6
8	12	Victor Bernier	FRA	R	8	FA RACING	ESP	Formula Alpine	18	14	1:40.049	0.630	0.033	157.6
9	72	Leonardo Fornaroli	ITA	R	9	TRIDENT	ITA	Formula Alpine	20	5	1:40.106	0.687	0.057	157.5
10	8	Matias Zagazeta	PER	R	10	G4 RACING	CHE	Formula Alpine	18	17	1:40.149	0.730	0.043	157.4
11	19	Noel Leon	MEX	R	11	ARDEN	GBR	Formula Alpine	15	6	1:40.244	0.825	0.095	157.3
12	70	Tim Tramnitz	DEU	R	12	TRIDENT	ITA	Formula Alpine	21	6	1:40.257	0.838	0.013	157.3
13	65	Owen Tangavelou	FRA	R	13	RPM	ITA	Formula Alpine	16	14	1:40.352	0.933	0.095	157.1
14	77	Francesco Braschi	ITA	R	14	MP MOTORSPORT	NLD	Formula Alpine	17	6	1:40.572	1.153	0.220	156.8
15	21	Piotr Wisnicki	POL	R	15	KIC MOTORSPORT	FIN	Formula Alpine	16	7	1:40.632	1.213	0.060	156.7
16	6	Pietro Armani	ITA	R	16	MONOLITE RACING	ITA	Formula Alpine	16	15	1:40.643	1.224	0.011	156.7
17	68	Santiago Ramos	MEX	R	17	KIC MOTORSPORT	FIN	Formula Alpine	20	7	1:40.651	1.232	0.008	156.6
18	58	Sebastian Montoya	COL	R	18	PREMA RACING	ITA	Formula Alpine	19	17	1:40.739	1.320	0.088	156.5
19	35	Nicolas Baptiste	COL	R	19	FA RACING	ESP	Formula Alpine	17	15	1:41.511	2.092	0.772	155.3

**\* PENALTIES**

CARS #6 - #9 - #12 - #16 - #26 - #46 - #64 - #68 - #72 - #85 - #88 SOME LAP TIMES DELETED DUE TO TRACK LIMITS

Published at:.....

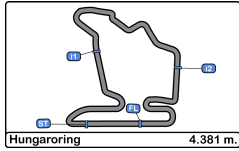
Track Temp: 40.4 °C Air Temp: 26.5 °C Humidity: 37 % Track Status: DRY

Stewards:

Race Director:

Timekeeper:

Luis Angel Garcia Nunez  
JOB/I-0030-ESP



**Hungaroring**  
**Formula Regional Championship by Alpine**  
**Collective Test 2**  
**Lap Analysis**

3

Paul Aron

Formula Alpine

5

Maceo Capietto

Formula Alpine

PREMA RACING

Rookie

MONOLITE RACING

Lap	D	Time	Sector 1	Sector 2	Sector 3	T. Spd	Elapsed	Lap	D	Time	Sector 1	Sector 2	Sector 3	T. Spd	Elapsed
1		14:13:55.500	14:12:37.699	46.342	31.459		14:13:55.500	1		14:13:55.953	14:12:41.037	43.500	31.416		14:13:55.953
2		1:51.240	40.153	40.455	30.632	213.4	14:15:46.740	2		1:51.619	40.192	40.324	31.103	210.5	14:15:47.572
3		1:40.888	36.975	36.267	27.646	217.3	14:17:27.628	3		1:41.454	37.109	36.301	28.044	219.0	14:17:29.026
4		1:40.588	36.782	35.894	27.912	219.0	14:19:08.216	4		1:40.767	36.920	36.061	27.786	219.5	14:19:09.793
5		1:40.169	36.641	35.926	27.602	219.0	14:20:48.385	5		1:40.510	36.855	35.867	27.788	219.0	14:20:50.303
6		<b>1:39.976</b>	<b>36.444</b>	35.972	<b>27.560</b>	224.0	14:22:28.361	6		1:40.690	36.808	36.091	27.791	219.0	14:22:30.993
7		1:40.756	36.679	36.062	28.015	219.5	14:24:09.117	7		1:40.941	36.868	36.149	27.924	219.5	14:24:11.934
8		1:40.275	36.450	36.044	27.781	225.9	14:25:49.392	8		1:47.927 P	37.074	36.475	34.378	218.6	14:25:59.861
9		1:40.891	36.945	36.177	27.769	219.9	14:27:30.283	9		5:12.885	4:06.614	37.712	28.559		14:31:12.746
10		1:40.635	36.757	36.094	27.784	219.5	14:29:10.918	10		1:43.602	36.906	36.240	30.456	219.5	14:32:56.348
11		1:40.650	36.598	36.072	27.980	222.6	14:30:51.568	11		1:41.003	36.860	36.195	27.948	218.1	14:34:37.351
12		1:48.452 P	36.723	36.329	35.400	223.1	14:32:40.020	12		1:52.139	42.820	41.079	28.240	219.5	14:36:29.490
13		10:30.824	9:10.302	46.585	33.937		14:43:10.844	13		1:41.214	37.060	36.129	28.025		14:38:10.704
14		1:57.337	41.321	43.782	32.234	208.8	14:45:08.181	14		1:48.755 P	36.964	37.627	34.164	219.5	14:39:59.459
15		1:41.585	37.179	36.551	27.855	218.6	14:46:49.766	15		5:44.292	4:29.766	43.427	31.099		14:45:43.751
16		1:41.123	36.544	36.171	28.408	221.7	14:48:30.889	16		1:47.235	39.167	38.088	29.980	213.4	14:47:30.986
17		1:40.767	36.622	36.268	27.877	220.4	14:50:11.656	17		1:45.039	38.031	38.602	28.406	210.1	14:49:16.025
18		1:40.029	36.570	<b>35.771</b>	27.688	224.0	14:51:51.685	18		<b>1:40.016</b>	36.645	<b>35.597</b>	27.774	223.1	14:50:56.041
19		1:40.556	36.553	36.117	27.886	225.0	14:53:32.241	19		1:40.017	36.665	35.673	<b>27.679</b>	221.7	14:52:36.058
20		2:39.669 P	57.391	49.911	52.367	147.1	14:56:11.910	20		2:14.848 P	40.825	43.554	50.469	222.2	14:54:50.906
21			4:47.776	36.625				21		6:17.593	5:12.051	36.570	28.972		15:01:08.499
22								22			<b>36.593</b>	36.024		225.4	

4

Roman Bilinski

Formula Alpine

6

Pietro Armanni

Formula Alpine

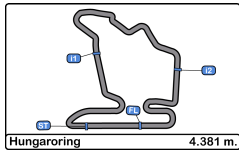
Rookie

TRIDENT

Rookie

MONOLITE RACING

Lap	D	Time	Sector 1	Sector 2	Sector 3	T. Spd	Elapsed	Lap	D	Time	Sector 1	Sector 2	Sector 3	T. Spd	Elapsed
1		14:13:10.673	14:11:56.347	43.002	31.324		14:13:10.673	1		14:13:12.819	14:11:58.998	42.552	31.269		14:13:12.819
2		1:50.034 P	39.542	38.557	31.935	206.1	14:15:00.707	2		1:48.508	38.842	40.112	29.554	211.3	14:15:01.327
3		3:35.324	2:30.723	36.788	27.813		14:18:36.031	3		1:45.598	36.928	36.952	31.718	217.7	14:16:46.925
4		1:40.525	36.662	36.107	27.756	225.4	14:20:16.556	4		1:41.507	36.837	36.505	28.165	220.4	14:18:28.432
5		1:40.759	36.615	36.349	27.795	220.4	14:21:57.315	5		1:41.456	36.767	36.739	27.950	223.1	14:20:09.888
6		1:40.319	36.531	36.078	27.710	224.5	14:23:37.634	6		1:41.233	36.700	36.535	27.998	223.1	14:21:51.121
7		1:40.604	36.708	36.070	27.826	220.4	14:25:18.238	7		1:50.911	39.075	43.492	28.344	219.0	14:23:42.032
8		1:40.627	36.597	36.135	27.895	225.0	14:26:58.865	8		1:41.179	36.877	36.315	27.987	219.0	14:25:23.211
9		1:40.680	36.627	36.245	27.808	221.7	14:28:39.545	9		1:42.151	37.058	36.657	28.436	218.1	14:27:05.362
10		1:40.960	36.664	36.295	28.001	225.9	14:30:20.505	10		1:46.858 P	36.791	37.446	32.621	220.4	14:28:52.220
11		1:41.121	36.693	36.314	28.114	221.3	14:32:01.626	11		16:22.755	15:08.361	43.143	31.251		14:45:14.975
12		1:41.184	36.785	36.388	28.011	225.0	14:33:42.810	12		1:53.771	41.270	39.438	33.063	215.1	14:47:08.746
13		1:41.637	36.881	36.492	28.264	222.2	14:35:24.447	13		1:43.578	36.945	36.299	30.334	219.5	14:48:52.324
14		1:41.538	36.968	36.392	28.178		14:37:05.985	14		<del>1:40.707</del>	36.720	<b>35.975</b>	28.012	220.4	14:50:33.031
15		1:45.475 P	36.965	36.648	31.862		14:38:51.460	15		<b>1:40.643</b>	36.704	36.089	<b>27.850</b>	221.3	14:52:13.674
16		7:44.895	6:30.362	42.432	32.101		14:46:36.355	16		2:06.254 P	<b>36.626</b>	36.826	52.802	222.2	14:54:19.928
17		1:53.984	41.656	40.580	31.748	203.0	14:48:30.339	17			6:32.892	38.834			
18		1:54.833	40.511	38.959	35.363	171.7	14:50:25.172								
19		<b>1:39.901</b>	36.654	<b>35.649</b>	<b>27.598</b>	220.4	14:52:05.073								
20		2:02.278 P	<b>36.450</b>	37.317	48.511	222.6	14:54:07.351								
21		6:59.305	5:50.741	38.067	30.497		15:01:06.656								
22			36.737	35.966		220.4									



**Hungaroring**  
**Formula Regional Championship by Alpine**  
**Collective Test 2**  
**Lap Analysis**

7

Axel Gnos

Formula Alpine 9

Esteban Masson

Formula Alpine

G4 RACING

Rookie

FA RACING

Lap	D	Time	Sector 1	Sector 2	Sector 3	T. Spd	Elapsed	Lap	D	Time	Sector 1	Sector 2	Sector 3	T. Spd	Elapsed
1		14:13:25.799	14:12:14.290	40.845	30.664		14:13:25.799	1		14:13:21.175	14:12:07.566	42.979	30.630		14:13:21.175
2		1:56.222 P	39.560	40.923	35.739	214.7	14:15:22.021	2		1:50.964	39.597	41.178	30.189	216.8	14:15:12.139
3		2:13.703	1:08.307	37.098	28.298		14:17:35.724	3		1:48.839	38.090	42.001	28.748	210.1	14:17:00.978
4		1:41.981	37.123	36.812	28.046	216.8	14:19:17.705	4		1:39.874	36.448	35.891	27.535	223.6	14:18:40.852
5		1:41.579	36.921	36.741	27.917	217.7	14:20:59.284	5		1:47.258	40.865	37.944	28.449	220.4	14:20:28.110
6		1:41.626	36.955	36.608	28.063	216.8	14:22:40.910	6		1:39.730	36.268	35.970	27.492	222.6	14:22:07.840
7		1:41.721	37.046	36.612	28.063	216.0	14:24:22.631	7		1:52.832	39.042	40.749	33.041	219.0	14:24:00.672
8		1:42.114	37.161	36.873	28.080	214.7	14:26:04.745	8		1:39.627	36.396	35.770	27.461	221.7	14:25:40.299
9		1:41.793	37.031	36.461	28.301	215.5	14:27:46.538	9		1:46.778	39.978	38.677	28.123	220.8	14:27:27.077
10		1:41.602	37.075	36.526	28.001	220.8	14:29:28.140	10		1:46.773 P	36.464	36.953	33.356	222.6	14:29:13.850
11		1:42.596	37.065	37.207	28.324	217.7	14:31:10.736	11		15:31.366	14:15.385	44.388	31.593		14:44:45.216
12		1:42.673	37.178	37.031	28.464	216.4	14:32:53.409	12		1:51.546	41.799	40.727	29.020	177.0	14:46:36.762
13		1:42.315	37.130	36.734	28.451	214.2	14:34:35.724	13		1:50.839	37.871	39.085	33.883	219.9	14:48:27.601
14		1:48.574 P	37.271	37.338	33.965	215.5	14:36:24.298	14		1:39.419	36.333	35.539	27.547	223.1	14:50:07.020
15		11:20.135	10:03.747	44.885	31.503		14:47:44.433	15		1:39.525	36.356	35.616	27.553	223.6	14:51:46.545
16		1:48.713	39.997	39.371	29.345	213.4	14:49:33.146	16		2:18.685 P	43.407	47.001	48.277	222.6	14:54:05.230
17		1:44.174	37.439	38.244	28.491	212.1	14:51:17.320	17		7:07.510	5:59.401	36.786	31.323		15:01:12.740
18		1:41.070	37.036	36.081	27.953	216.0	14:52:58.390	18			36.607	35.665		218.1	
19		2:20.651 P	36.957	55.873	47.821	217.3	14:55:19.041								
20			4:59.719	37.079											

8

Matias Zagazeta

Formula Alpine

Joshua Durksen

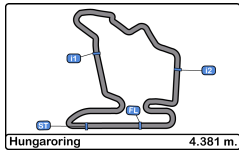
Formula Alpine

Rookie

Rookie

ARDEN

Lap	D	Time	Sector 1	Sector 2	Sector 3	T. Spd	Elapsed	Lap	D	Time	Sector 1	Sector 2	Sector 3	T. Spd	Elapsed
1		14:13:52.692	14:12:37.435	42.804	32.453		14:13:52.692	1		14:14:46.760	14:13:30.233	44.776	31.751		14:14:46.760
2		1:58.148 P	40.572	40.347	37.229	194.2	14:15:50.840	2		1:52.718	41.190	41.244	30.284	191.4	14:16:39.478
3		2:31.661	1:18.870	42.241	30.550		14:18:22.501	3		1:50.802	39.560	39.443	31.799	191.4	14:18:30.280
4		1:40.517	36.926	35.874	27.717	219.0	14:20:03.018	4		1:40.734	36.862	36.250	27.622	220.4	14:20:11.014
5		1:40.650	36.786	35.922	27.942	219.5	14:21:43.668	5		1:52.603	41.521	41.971	29.111	190.8	14:22:03.617
6		1:50.854	39.220	38.800	32.834	218.6	14:23:34.522	6		1:39.832	36.594	35.721	27.517	222.6	14:23:43.449
7		1:40.566	36.850	35.988	27.728	217.3	14:25:15.088	7		1:55.985	40.831	43.641	31.513	219.9	14:25:39.434
8		2:00.143	45.439	41.151	33.553	219.0	14:27:15.231	8		1:40.060	36.522	35.903	27.635	222.6	14:27:19.494
9		1:41.167	36.902	36.425	27.840	218.6	14:28:56.398	9		1:47.798	40.044	39.508	28.246	221.3	14:29:07.292
10		1:40.946	36.886	36.215	27.845	217.7	14:30:37.344	10		1:39.702	36.379	35.759	27.564	222.6	14:30:46.994
11		1:51.526	41.309	40.991	29.226	222.2	14:32:28.870	11		1:55.269 P	41.974	36.577	36.718	220.4	14:32:42.263
12		1:48.070 P	37.031	36.936	34.103	219.9	14:34:16.940	12		12:38.864	11:23.381	43.525	31.958		14:45:21.127
13		10:34.106	9:18.801	42.998	32.307		14:44:51.046	13		1:50.518	40.202	40.144	30.172	184.3	14:47:11.645
14		1:52.615	40.838	41.038	30.739	194.9	14:46:43.661	14		1:48.607	38.458	39.159	30.990	218.6	14:49:00.252
15		1:56.096	40.595	41.603	33.898	209.3	14:48:39.757	15		1:40.154	36.456	35.880	27.818	220.8	14:50:40.406
16		1:50.308	36.613	38.088	35.607	222.2	14:50:30.065	16		1:51.306	40.555	41.511	29.240	221.7	14:52:31.712
17		1:40.149	36.620	35.744	27.785	223.6	14:52:10.214	17		2:18.225 P	36.367	48.266	53.592	221.7	14:54:49.937
18		2:01.990 P	36.634	36.229	49.127	220.4	14:54:12.204	18			5:43.225	41.647			
19			6:06.863	37.722											



**Hungaroring**  
**Formula Regional Championship by Alpine**  
**Collective Test 2**  
**Lap Analysis**

11

Levente Revesz

Formula Alpine 13

Joshua Dufek

Formula Alpine

VAN AMERSFOORT RACING

Rookie

VAN AMERSFOORT RACING

Lap	D	Time	Sector 1	Sector 2	Sector 3	T. Spd	Elapsed	Lap	D	Time	Sector 1	Sector 2	Sector 3	T. Spd	Elapsed
1		14:13:24.879	14:12:12.118	42.215	30.546		14:13:24.879	1		14:13:22.453	14:12:10.290	41.516	30.647		14:13:22.453
2		1:53.570	41.127	41.118	31.325	191.4	14:15:18.449	2		1:57.470	42.067	42.282	33.121	187.1	14:15:19.923
3		1:49.101	38.343	39.682	31.076	212.5	14:17:07.550	3		1:48.444	37.957	39.600	30.887	211.7	14:17:08.367
4		1:41.379	36.930	36.591	27.858	219.9	14:18:48.929	4		1:40.841	36.626	36.353	27.862	219.5	14:18:49.208
5		1:44.397	37.418	38.050	28.929	219.9	14:20:33.326	5		1:40.204	36.618	35.952	27.634	226.8	14:20:29.412
6		1:40.976	36.676	36.370	27.930	220.8	14:22:14.302	6		1:40.308	36.529	35.937	27.842	221.7	14:22:09.720
7		1:52.395	41.610	41.828	28.957	219.0	14:24:06.697	7		1:40.274	36.695	35.935	27.644	219.5	14:23:49.994
8		1:40.992	36.834	36.383	27.775	220.4	14:25:47.689	8		1:40.738	36.563	36.266	27.909	221.7	14:25:30.732
9		1:58.362	44.219	42.349	31.794	219.5	14:27:46.051	9		1:41.158	36.669	36.491	27.998	219.9	14:27:11.890
10		1:40.748	36.730	36.175	27.843	219.9	14:29:26.799	10		1:41.143	36.775	36.465	27.903	219.0	14:28:53.033
11		1:49.333	40.654	40.209	28.470	218.6	14:31:16.132	11		1:41.541	36.597	36.483	28.461	222.6	14:30:34.574
12		1:40.948	36.699	36.303	27.946	219.5	14:32:57.080	12		1:41.246	36.759	36.452	28.035	217.7	14:32:15.820
13		1:50.501 P	37.354	39.075	34.072	220.4	14:34:47.581	13		1:45.419 P	36.876	36.436	32.107	221.3	14:34:01.239
14		10:14.086	9:01.660	41.679	30.747		14:45:01.667	14		11:33.944	10:18.143	44.015	31.786		14:45:35.183
15		1:51.300	40.172	41.468	29.660	196.3	14:46:52.967	15		1:55.231	42.112	41.933	31.186	190.1	14:47:30.414
16		1:44.204	37.697	37.971	28.536	214.7	14:48:37.171	16		1:49.113	38.245	41.265	29.603	212.1	14:49:19.527
17		1:43.481	36.748	37.006	29.727	220.4	14:50:20.652	17		1:40.104	36.553	35.755	27.796	219.5	14:50:59.631
18		1:41.080	36.724	36.238	28.118	224.5	14:52:01.732	18		1:40.001	36.435	35.874	27.692	220.4	14:52:39.632
19		2:21.938 P	43.729	45.995	52.214	221.3	14:54:23.670	19		2:16.462 P	46.075	47.651	42.736	217.7	14:54:56.094
20		6:59.176	5:52.589	37.987	28.600		15:01:22.846	20		5:15.966	38.638				
21			37.000	36.428		217.7									

12

Victor Bernier

Formula Alpine

Lorenzo Fluxa

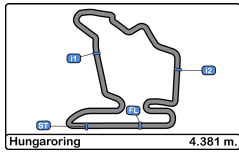
Formula Alpine

Rookie

FA RACING

R-ACE GP

Lap	D	Time	Sector 1	Sector 2	Sector 3	T. Spd	Elapsed	Lap	D	Time	Sector 1	Sector 2	Sector 3	T. Spd	Elapsed
1		14:13:24.427	14:12:10.033	43.669	30.725		14:13:24.427	1		14:13:12.422 P	14:11:51.019	41.015	40.388		14:13:12.422
2		1:52.103	40.203	41.218	30.682	196.7	14:15:16.530	2		2:31.304 P	1:14.154	39.705	37.445		14:15:43.726
3		1:50.347	39.841	39.748	30.758	213.8	14:17:06.877	3		3:31.556	2:25.187	37.102	29.267		14:19:15.282
4		1:40.683	36.748	36.140	27.795	221.7	14:18:47.560	4		1:40.869	36.932	36.266	27.671	218.1	14:20:56.151
5		1:54.368	40.512	43.398	30.458	219.0	14:20:41.928	5		1:40.496	36.739	36.055	27.702	219.9	14:22:36.647
6		1:40.090	36.604	35.775	27.711	220.8	14:22:22.018	6		1:40.540	36.804	36.103	27.633	220.8	14:24:17.187
7		1:46.834	38.725	39.350	28.759	222.2	14:24:08.852	7		1:40.646	36.772	36.120	27.754	219.0	14:25:57.833
8		1:44.588	38.694	37.462	28.432	221.7	14:25:53.440	8		1:40.760	36.746	36.216	27.798	219.5	14:27:38.593
9		1:40.798	36.715	36.112	27.971	221.7	14:27:34.238	9		1:40.726	36.761	36.195	27.770	219.5	14:29:19.319
10		1:45.698 P	36.774	36.454	32.470	220.8	14:29:19.936	10		1:40.475	36.682	36.028	27.765	221.3	14:30:59.794
11		14:54.987	13:38.250	45.009	31.728		14:44:14.923	11		1:40.611	36.747	36.035	27.829	218.6	14:32:40.405
12		1:51.782	41.832	39.656	30.294	177.6	14:46:06.705	12		1:40.609	36.679	36.043	27.887	222.2	14:34:21.014
13		2:00.086	39.392	40.232	40.462	211.3	14:48:06.791	13		1:41.035	36.730	36.278	28.027	219.0	14:36:02.049
14		1:40.049	36.443	35.741	27.865	222.6	14:49:46.840	14		1:40.679	36.638	36.178	27.863	224.0	14:37:42.728
15		1:48.244	40.513	39.082	28.649	226.4	14:51:35.084	15		<del>1:41.352</del>	36.981	36.311	28.060	218.6	14:39:24.080
16		<del>1:45.879</del>	36.284	40.466	29.129	224.5	14:53:20.963	16		1:41.017	36.907	36.315	27.795	218.6	14:41:05.097
17		2:29.363 P	50.172	53.353	45.838	223.6	14:55:50.326	17		1:41.254	36.929	36.349	27.976	218.1	14:42:46.351
18		5:24.606	4:15.517	38.114	30.975		15:01:14.932	18		1:41.669	36.897	36.548	28.224	221.7	14:44:28.020
19			36.459	36.047		223.1		19		1:42.392	37.001	37.142	28.249	219.5	14:46:10.412
								20		1:42.329	36.940	36.927	28.462	225.9	14:47:52.741
								21		1:42.470	37.072	36.791	28.607	219.0	14:49:35.211
								22		1:42.679	37.054	37.050	28.575	220.4	14:51:17.890
								23		1:52.869 P	37.733	38.885	36.251	222.2	14:53:10.759
								24			8:11.367	38.499			



**Hungaroring**  
**Formula Regional Championship by Alpine**  
**Collective Test 2**  
**Lap Analysis**

17

Sami Meguetounif

Formula Alpine 19

Noel Leon

Formula Alpine

Rookie

MP MOTORSPORT

Rookie

ARDEN

Lap	D	Time	Sector 1	Sector 2	Sector 3	T. Spd	Elapsed	Lap	D	Time	Sector 1	Sector 2	Sector 3	T. Spd	Elapsed
1		14:13:28.903	14:12:15.632	42.006	31.265		14:13:28.903	1		14:14:09.248	14:13:00.534	39.549	29.165		14:14:09.248
2		1:52.123	40.332	40.057	31.734	216.8	14:15:21.026	2		1:48.938	39.784	40.015	29.139	207.2	14:15:58.186
3		1:52.050	39.162	38.892	33.996	198.1	14:17:13.076	3		1:45.047	38.077	38.344	28.626	210.5	14:17:43.233
4		1:41.010	36.831	36.372	27.807	219.5	14:18:54.086	4		1:40.639	36.607	36.161	27.871	222.2	14:19:23.872
5		1:40.649	36.418	36.311	27.920	224.0	14:20:34.735	5		1:56.783	40.782	45.465	30.536	221.3	14:21:20.655
6		1:40.961	36.886	36.220	27.855	220.8	14:22:15.696	6		1:40.244	36.576	35.957	27.711	219.9	14:23:00.899
7		1:40.605	36.686	36.136	27.783	223.6	14:23:56.301	7		1:40.825	36.602	36.362	27.861	221.3	14:24:41.724
8		1:40.758	36.772	36.146	27.840	219.5	14:25:37.059	8		2:05.342	49.550	44.513	31.279	204.9	14:26:47.066
9		1:40.946	36.561	36.483	27.902	223.1	14:27:18.005	9		1:40.323	36.456	36.232	27.635	223.1	14:28:27.389
10		1:41.010	36.821	36.327	27.862	220.4	14:28:59.015	10		1:48.878 P	36.605	39.366	32.907	223.1	14:30:16.267
11		1:40.765	36.585	36.337	27.843	223.1	14:30:39.780	11		15:09.691	14:00.527	40.146	29.018		14:45:25.958
12		1:40.822	36.699	36.259	27.864	223.1	14:32:20.602	12		1:48.057	38.366	40.700	28.991	211.3	14:47:14.015
13		1:46.781 P	36.863	36.272	33.646	219.5	14:34:07.383	13		1:54.956	40.724	41.921	32.311	194.9	14:49:08.971
14		10:45.649	9:31.882	42.534	31.233		14:44:53.032	14		1:40.691	36.547	36.254	27.890	223.6	14:50:49.662
15		1:50.908	39.417	41.284	30.207	217.3	14:46:43.940	15		1:57.133	37.514	39.578	40.041	222.6	14:52:46.795
16		1:48.319	38.222	38.251	31.846	217.7	14:48:32.259								
17		1:42.348	36.209	36.225	29.914	224.5	14:50:14.607								
18		1:39.533	36.313	35.644	27.576	224.0	14:51:54.140								
19		2:08.948 P	41.043	40.915	46.990	226.4	14:54:03.088								
20			6:24.321	44.492											

18

Dino Beganovic

Formula Alpine

Piotr Wisnicki

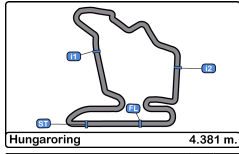
Formula Alpine

PREMA RACING

Rookie

KIC MOTORSPORT

Lap	D	Time	Sector 1	Sector 2	Sector 3	T. Spd	Elapsed	Lap	D	Time	Sector 1	Sector 2	Sector 3	T. Spd	Elapsed
1		14:13:44.664 P	14:12:23.787	45.788	35.089		14:13:44.664	1		14:13:13.542	14:12:00.848	42.188	30.506		14:13:13.542
2		2:16.101 P	1:01.754	41.872	32.475		14:16:00.765	2		1:44.703	37.756	38.638	28.309	213.8	14:14:58.245
3		2:18.915	1:11.228	38.505	29.182		14:18:19.680	3		1:47.523	37.267	39.390	30.866	214.2	14:16:45.768
4		1:40.620	36.911	36.068	27.641	217.7	14:20:00.300	4		1:47.004	36.700	39.733	30.571	223.1	14:18:32.772
5		1:40.293	36.839	35.768	27.686	217.3	14:21:40.593	5		1:48.454	36.495	36.327	35.632	223.6	14:20:21.226
6		1:40.211	36.892	35.712	27.607	217.3	14:23:20.804	6		1:51.843	38.369	43.356	30.118	216.0	14:22:13.069
7		1:40.372	36.793	35.876	27.703	217.3	14:25:01.176	7		1:40.632	36.753	36.136	27.743	222.2	14:23:53.701
8		1:40.363	36.584	36.041	27.738	220.8	14:26:41.539	8		1:40.826	36.697	36.263	27.866	219.9	14:25:34.527
9		1:40.252	36.554	35.901	27.797	221.3	14:28:21.791	9		1:49.993 P	37.050	37.213	35.730	219.0	14:27:24.520
10		1:40.706	36.695	36.049	27.962	221.3	14:30:02.497	10		17:30.468	16:17.953	41.856	30.659		14:44:54.988
11		1:40.542	36.676	35.993	27.873	221.7	14:31:43.039	11		1:50.876	38.979	40.682	31.215	211.3	14:46:45.864
12		1:43.985 P	36.677	36.153	31.155	222.2	14:33:27.024	12		1:48.317	37.944	37.844	32.529	214.2	14:48:34.181
13		9:41.823 P	8:21.990	44.182	35.651		14:43:08.847	13		1:52.667	37.174	39.974	35.519	220.4	14:50:26.848
14		2:21.336 P	1:09.696	39.301	32.339		14:45:30.183	14		1:45.329	37.397	37.720	30.212	224.0	14:52:12.177
15		2:25.609	1:16.329	40.108	29.172		14:47:55.792	15		2:04.971 P	36.513	37.769	50.689	225.9	14:54:17.148
16		1:41.073	36.843	36.232	27.998	219.0	14:49:36.865	16		6:52.206	5:46.677	37.113	28.416		15:01:09.354
17		1:41.251	36.792	36.317	28.142	219.9	14:51:18.116	17			38.776	38.716		223.1	
18		1:41.206	36.758	36.468	27.980	225.9	14:52:59.322								
19		2:26.227 P	38.630	58.517	49.080	222.2	14:55:25.549								
20			5:32.509	36.573											



**Hungaroring**  
**Formula Regional Championship by Alpine**  
**Collective Test 2**  
**Lap Analysis**

**26**

Hadrien David

Formula Alpine **35**

Nicolas Baptiste

Formula Alpine

R-ACE GP

Rookie

FA RACING

Lap	D	Time	Sector 1	Sector 2	Sector 3	T. Spd	Elapsed	Lap	D	Time	Sector 1	Sector 2	Sector 3	T. Spd	Elapsed		
1		14:13:04.281 P	14:11:48.492	41.352	34.437		14:13:04.281	1		14:13:25.370	14:12:11.193	42.850	31.327		14:13:25.370		
2		2:22.073 P	1:08.827	40.704	32.542		14:15:26.354	2		1:53.773	41.630	40.993	31.150	214.2	14:15:19.143		
3		3:57.058	2:29.757	58.709	28.592		14:19:23.412	3		1:49.766	38.418	39.506	31.842	213.0	14:17:08.909		
4		1:41.390	37.088	36.482	27.820	222.2	14:21:04.802	4		1:43.207	37.467	37.115	28.625	218.6	14:18:52.116		
5		<b>1:40.126</b>	36.654	35.907	<b>27.565</b>	222.2	14:22:44.928	5		1:42.084	37.170	36.832	28.082	218.1	14:20:34.200		
6		1:40.776	36.761	36.253	27.762	220.8	14:24:25.704	6		1:45.774	38.999	37.238	29.537	219.0	14:22:19.974		
7		1:40.351	36.808	35.943	27.600	219.5	14:26:06.055	7		1:44.252	37.435	37.312	29.505	216.4	14:24:04.226		
8		1:40.951	36.652	36.252	28.047	224.0	14:27:47.006	8		1:41.635	36.955	36.684	<b>27.996</b>	217.7	14:25:45.861		
9		1:49.604	36.999	43.439	29.166	222.6	14:29:36.610	9		1:47.209	40.742	37.819	28.648	218.6	14:27:33.070		
10		<del>1:40.283</del>	36.657	<b>35.845</b>	27.781	221.3	14:31:16.893	10		1:55.427 P	40.326	40.679	34.422	219.0	14:29:28.497		
11		1:48.950	36.780	43.285	28.885	221.3	14:33:05.843	11		14:47.759	13:34.327	42.630	30.802		14:44:16.256		
12		<del>1:41.382</del>	36.655		2:10.267	222.2	14:34:47.225	12		1:53.211	41.490	40.653	31.068	208.8	14:46:09.467		
13		1:40.365	36.642	36.017	27.706	220.4	14:36:27.590	13		1:50.869	39.741	39.287	31.841	208.0	14:48:00.336		
14		1:40.423	36.726	35.903	27.794		14:38:08.013	14		1:42.266	37.069	37.144	28.053	217.7	14:49:42.602		
15		1:40.383	36.787	35.941	27.655	219.5	14:39:48.396	15		<b>1:41.511</b>	<b>36.947</b>	<b>36.532</b>	28.032	222.2	14:51:24.113		
16		1:40.352	36.792	35.894	27.666	219.5	14:41:28.748	16		1:49.719	38.706	40.962	30.051	219.5	14:53:13.832		
17		1:47.278	36.815	42.288	28.175	218.1	14:43:16.026	17		2:13.474 P	39.477	48.610	45.387	222.6	14:55:27.306		
18		1:41.361	36.717	36.672	27.972	219.5	14:44:57.387	18			4:44.593	38.423					
19		1:41.847	37.038	36.836	27.973	221.7	14:46:39.234	<b>42</b>							Laurens Van Hoepen	Formula Alpine	
20		1:42.077	36.930	36.805	28.342	223.1	14:48:21.311	Rookie							ART GRAND PRIX		
21		1:56.872	45.010	42.162	29.700	224.0	14:50:18.183	<b>Lap</b>	<b>D</b>	<b>Time</b>	<b>Sector 1</b>	<b>Sector 2</b>	<b>Sector 3</b>	<b>T. Spd</b>	<b>Elapsed</b>		
22		1:40.511	<b>36.605</b>	36.034	27.872	220.4	14:51:58.694	1		14:12:59.535	14:11:46.742	41.549	31.244		14:12:59.535		
23		2:10.351 P	45.331	37.333	47.687	217.3	14:54:09.045	2		1:52.717	40.797	40.663	31.257	187.1	14:14:52.252		
24		5:49.993	37.659					3		1:51.384	39.704	41.294	30.386	189.4	14:16:43.636		
								4		1:40.956	36.813	36.344	27.799	219.5	14:18:24.592		
								5		1:40.140	36.583	<b>35.875</b>	27.682	220.8	14:20:04.732		
								6		1:39.958	36.335	35.951	27.672	224.5	14:21:44.690		
								7		1:40.183	36.515	36.118	<b>27.550</b>	221.3	14:23:24.873		
								8		1:40.320	36.608	36.050	27.662	224.5	14:25:05.193		
								9		1:42.609	37.647	37.202	27.760	220.8	14:26:47.802		
								10		1:40.245	36.397	36.063	27.785	225.9	14:28:28.047		
								11		1:40.772	36.508	36.441	27.823	226.8	14:30:08.819		
								12		1:40.285	36.453	36.089	27.743	224.0	14:31:49.104		
								13		1:46.714 P	36.680	36.725	33.309	220.8	14:33:35.818		
								14		11:07.030	9:51.539	43.188	32.303		14:44:42.848		
								15		1:51.816	41.223	40.416	30.177	190.8	14:46:34.664		
								16		1:50.756	39.258	37.821	33.677	193.5	14:48:25.420		
								17		1:39.953	36.364	35.908	27.681	225.4	14:50:05.373		
								18		<b>1:39.936</b>	<b>36.301</b>	35.881	27.754	226.4	14:51:45.309		
								19		2:11.776 P	43.735	44.153	43.888	223.1	14:53:57.085		
								20			5:58.694	38.828					

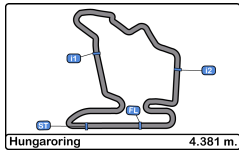
**27**

Kas Haverkort

Formula Alpine

VAN AMERSFOORT RACING

Lap	D	Time	Sector 1	Sector 2	Sector 3	T. Spd	Elapsed
1		14:13:23.271	14:12:10.705	41.702	30.864		14:13:23.271
2		1:52.306	41.013	40.776	30.517	176.1	14:15:15.577
3		1:48.619	39.080	39.774	29.765	201.8	14:17:04.196
4		1:40.406	36.587	36.135	27.684	219.9	14:18:44.602
5		1:39.723	36.509	<b>35.649</b>	<b>27.565</b>	220.4	14:20:24.325
6		1:41.025	<b>36.365</b>	36.784	27.876	223.6	14:22:05.350
7		1:39.940	36.396	35.880	27.664	224.0	14:23:45.290
8		1:40.271	36.560	36.067	27.644	220.4	14:25:25.561
9		1:46.924	39.389	39.312	28.223	219.9	14:27:12.485
10		1:40.828	36.478	36.423	27.927	225.0	14:28:53.313
11		1:41.862	36.471	37.581	27.810	226.4	14:30:35.175
12		1:41.172	36.720	36.393	28.059	224.0	14:32:16.347
13		1:45.516 P	36.708	36.405	32.403	220.4	14:34:01.863
14		10:57.390	9:43.483	41.505	32.402		14:44:59.253
15		1:52.252	41.253	40.548	30.451	183.6	14:46:51.505
16		1:44.272	37.624	37.927	28.721	213.4	14:48:35.777
17		1:43.910	36.412	37.954	29.544	220.8	14:50:19.687
18		<b>1:39.676</b>	36.407	35.683	27.586	221.7	14:51:59.363
19		2:10.761 P	40.601	40.693	49.467	222.2	14:54:10.124
20			6:04.764	38.876			



**Hungaroring**  
**Formula Regional Championship by Alpine**  
**Collective Test 2**  
**Lap Analysis**

46

Gabriele Mini

Formula Alpine 58

Sebastian Montoya

Formula Alpine

ART GRAND PRIX

Rookie

PREMA RACING

Lap	D	Time	Sector 1	Sector 2	Sector 3	T. Spd	Elapsed	Lap	D	Time	Sector 1	Sector 2	Sector 3	T. Spd	Elapsed
1		14:13:00.897	14:11:47.734	41.826	31.337		14:13:00.897	1		14:13:53.307 P	14:12:28.249	49.007	36.051		14:13:53.307
2		1:52.311	40.804	41.434	30.073	183.6	14:14:53.208	2		2:19.931 P	58.510	41.584	39.837		14:16:13.238
3		1:56.941	39.720	41.856	35.365	190.8	14:16:50.149	3		2:14.104	1:09.032	36.795	28.277		14:18:27.342
4		1:40.754	36.895	36.111	27.748	218.6	14:18:30.903	4		1:41.337	37.011	36.343	27.983	218.6	14:20:08.679
5		1:40.743	36.688	36.428	27.627	220.4	14:20:11.646	5		1:40.792	36.763	36.081	27.948	217.7	14:21:49.471
6		1:40.160	36.595	35.836	27.729	219.9	14:21:51.806	6		1:40.813	36.817	36.136	27.860	218.1	14:23:30.284
7		1:39.670	36.489	35.715	27.466	220.4	14:23:31.476	7		1:41.005	36.930	36.159	27.916	217.3	14:25:11.289
8		1:40.255	36.626	35.999	27.630	221.3	14:25:11.731	8		1:40.991	36.870	36.110	28.011	217.7	14:26:52.280
9		1:40.855	36.792	36.280	27.783	219.9	14:26:52.586	9		1:41.672	37.074	36.662	27.936	219.5	14:28:33.952
10		1:40.347	36.593	35.998	27.756	225.4	14:28:32.933	10		1:41.061	36.758	36.195	28.108	219.5	14:30:15.013
11		1:40.165	36.515	36.004	27.646	221.3	14:30:13.098	11		1:41.072	36.798	36.299	27.975	218.1	14:31:56.085
12		1:40.078	36.581	35.826	27.671	221.3	14:31:53.176	12		1:45.895 P	36.841	36.482	32.572	219.0	14:33:41.980
13		1:47.528 P	36.687	36.061	34.780	221.3	14:33:40.704	13		10:22.560	9:04.789	45.051	32.720		14:44:04.540
14		10:49.401	9:32.610	43.252	33.539		14:44:30.105	14		1:54.381	41.700	41.853	30.828	203.7	14:45:58.921
15		1:54.078	41.175	42.163	30.740	193.2	14:46:24.183	15		1:48.005	39.115	39.186	29.704	206.5	14:47:46.926
16		1:52.754	39.746	40.876	32.132	193.5	14:48:16.937	16		1:41.742	37.204	36.498	28.040	221.3	14:49:28.668
17		1:40.113	36.694	35.745	27.674	218.1	14:49:57.050	17		1:40.739	36.792	35.995	27.952	219.9	14:51:09.407
18		1:40.069	36.563	35.592	27.904	220.4	14:51:37.109	18		1:40.788	36.607	36.165	28.016	220.4	14:52:50.195
19		2:18.199 P	46.692	47.399	44.108	220.8	14:53:55.308	19		2:08.397 P	36.767	47.275	44.355	221.7	14:54:58.592
20			6:01.896	38.529				20			5:40.582	37.251			

55

Pietro Delli Guanti

Formula Alpine 64

Mari Boya

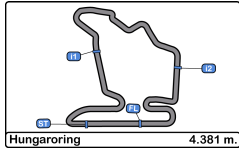
Formula Alpine

RPM

ART GRAND PRIX

Lap	D	Time	Sector 1	Sector 2	Sector 3	T. Spd	Elapsed	Lap	D	Time	Sector 1	Sector 2	Sector 3	T. Spd	Elapsed
1		14:16:28.725	14:15:11.549	45.347	31.829		14:16:28.725	1		14:12:58.501	14:11:45.002	42.184	31.315		14:12:58.501
2		1:55.490	39.549	43.502	32.439	214.7	14:18:24.215	2		1:52.091	40.543	40.929	30.619	194.5	14:14:50.592
3		1:50.867	39.533	42.863	28.471	180.0	14:20:15.082	3		1:49.630	40.009	39.901	29.720	194.5	14:16:40.222
4		1:40.177	36.467	35.946	27.764	222.6	14:21:55.259	4		1:41.569	37.016	36.429	28.124	219.0	14:18:21.791
5		1:39.952	36.279	35.848	27.825	224.5	14:23:35.211	5		1:40.571	36.689	36.047	27.835	219.5	14:20:02.362
6		1:54.852	42.228	42.094	30.530	222.2	14:25:30.063	6		1:40.826	36.587	36.225	28.014	218.1	14:21:43.188
7		1:40.160	36.464	35.913	27.783	223.6	14:27:10.223	7		1:40.375	36.826	35.868	27.681	217.7	14:23:23.563
8		1:40.021	36.295	35.896	27.830	224.0	14:28:50.244	8		1:40.339	36.520	36.029	27.790	220.8	14:25:03.902
9		1:47.621 P	36.359	38.018	33.244	223.1	14:30:37.865	9		1:40.634	36.713	36.149	27.772	218.1	14:26:44.536
10		14:01.407	12:45.636	44.207	31.564		14:44:39.272	10		1:40.413	36.593	36.022	27.798	221.7	14:28:24.949
11		1:52.446	40.066	41.627	30.753	216.0	14:46:31.718	11		1:40.702	36.693	36.123	27.886	222.2	14:30:05.651
12		1:49.129	40.713	38.964	29.452	177.3	14:48:20.847	12		1:40.607	36.654	36.033	27.920	222.2	14:31:46.258
13		1:41.129	36.357	36.711	28.061	225.0	14:50:01.976	13		1:47.750 P	37.139	36.212	34.399	218.1	14:33:34.008
14		1:40.154	36.194	36.116	27.844	226.4	14:51:42.130	14		11:02.824	9:44.639	46.239	31.946		14:44:36.832
15		1:41.346	36.407	36.189	28.750	226.8	14:53:23.476	15		1:53.021	41.129	40.879	31.013	179.4	14:46:29.853
16		2:29.897 P	48.472	53.426	47.999	227.3	14:55:53.373	16		1:49.215	39.685	39.347	30.183	181.5	14:48:19.068
17			5:09.776	37.982				17		1:40.269	36.617	35.952	27.700	222.6	14:49:59.337
18								18		1:39.990	36.330	35.705	27.955	225.0	14:51:39.327
19								19		2:19.675 P	47.422	47.759	44.494	199.2	14:53:59.002
20								20			5:56.559	38.673			





**Hungaroring**  
**Formula Regional Championship by Alpine**  
**Collective Test 2**  
**Lap Analysis**

65

Owen Tangavelou

Formula Alpine 70

Tim Tramnitz

Formula Alpine

Rookie

RPM

Rookie

TRIDENT

Lap	D	Time	Sector 1	Sector 2	Sector 3	T. Spd	Elapsed	Lap	D	Time	Sector 1	Sector 2	Sector 3	T. Spd	Elapsed
1		14:16:18.621	14:15:01.038	45.680	31.903		14:16:18.621	1		14:13:09.336	14:11:54.784	43.243	31.309		14:13:09.336
2		1:53.251	42.440	40.941	29.870	196.7	14:18:11.872	2		1:50.585 P	39.009	39.335	32.241	209.7	14:14:59.921
3		1:49.509	38.590	40.580	30.339	211.7	14:20:01.381	3		3:35.243	2:31.135	36.464	27.644		14:18:35.164
4		1:40.970	36.627	36.263	28.080	220.4	14:21:42.351	4		1:40.566	36.568	36.119	27.879	222.2	14:20:15.730
5		1:50.991	41.157	40.458	29.376	154.0	14:23:33.342	5		1:40.289	36.438	36.114	27.737	225.4	14:21:56.019
6		1:40.528	36.663	36.059	27.806	219.0	14:25:13.870	6		1:40.257	36.636	35.996	27.625	221.7	14:23:36.276
7		1:40.531	36.621	36.116	27.794	220.4	14:26:54.401	7		1:40.501	36.678	36.135	27.688	220.4	14:25:16.777
8		1:40.885	36.584	36.372	27.929	224.5	14:28:35.286	8		1:41.181	36.825	36.162	28.194	220.4	14:26:57.958
9		1:40.798	36.602	36.329	27.867	219.9	14:30:16.084	9		1:40.643	36.746	36.135	27.762	219.9	14:28:38.601
10		1:48.561 P	37.045	36.895	34.621	221.7	14:32:04.645	10		1:40.947	36.649	36.290	28.008	223.6	14:30:19.548
11		14:12.931	12:57.952	44.066	30.913		14:46:17.576	11		1:41.363	36.794	36.656	27.913	219.5	14:32:00.911
12		1:51.439	41.274	40.674	29.491	191.8	14:48:09.015	12		1:41.364	36.754	36.468	28.142	223.6	14:33:42.275
13		1:46.139	39.663	38.245	28.231	213.8	14:49:55.154	13		1:41.511	36.765	36.446	28.300	223.1	14:35:23.786
14		1:40.352	36.504	35.938	27.910	223.6	14:51:35.506	14		1:41.284	36.729	36.558	27.997		14:37:05.070
15		1:49.434	36.408	40.584	32.442	224.5	14:53:24.940	15		1:45.564 P	37.021	36.723	31.820	220.4	14:38:50.634
16		2:32.096 P	49.596	54.970	47.530	226.4	14:55:57.036	16		7:45.113	6:24.745	47.839	32.529		14:46:35.747
17			4:43.898	44.691				17		1:52.592	41.400	40.816	30.376	208.0	14:48:28.339
18								18		1:54.035	42.389	38.459	33.187	217.7	14:50:22.374
19								19		1:40.506	36.929	35.987	27.590	216.8	14:52:02.880
20								20		2:10.802 P	40.204	42.326	48.272	223.6	14:54:13.682
21								21		6:51.918	5:44.094	38.116	29.708		15:01:05.600
22								22			36.940	35.748		219.0	

68

Santiago Ramos

Formula Alpine

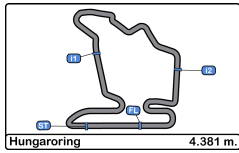
Leonardo Fornaroli

Formula Alpine

Rookie

KIC MOTORSPORT

Lap	D	Time	Sector 1	Sector 2	Sector 3	T. Spd	Elapsed	Lap	D	Time	Sector 1	Sector 2	Sector 3	T. Spd	Elapsed
1		14:13:16.021	14:12:02.525	42.823	30.673		14:13:16.021	1		14:13:19.133 P	14:11:57.709	42.839	38.585		14:13:19.133
2		1:48.875	39.515	39.310	30.050	196.3	14:15:04.896	2		5:18.832	4:14.199	36.844	27.789		14:18:37.965
3		1:47.679	38.212	38.883	30.584	211.7	14:16:52.575	3		1:40.358	36.590	36.017	27.751	221.3	14:20:18.323
4		1:41.757	36.721	36.227	28.809	219.0	14:18:34.332	4		1:40.488	36.532	36.183	27.773	221.7	14:21:58.811
5		1:41.074	36.788	36.139	28.147	218.1	14:20:15.406	5		1:40.106	36.474	35.975	27.657	221.3	14:23:38.917
6		1:56.215	43.516	43.149	29.550	190.1	14:22:11.621	6		1:40.477	36.556	36.210	27.711	225.0	14:25:19.394
7		1:40.651	36.737	36.102	27.812	218.6	14:23:52.272	7		1:40.645	36.608	36.252	27.785	221.3	14:27:00.039
8		1:40.721	36.774	36.041	27.906	217.3	14:25:32.993	8		1:40.866	36.691	36.253	27.922	222.6	14:28:40.905
9		1:55.151 P	39.661	41.383	34.107	217.7	14:27:28.144	9		1:40.846	36.511	36.344	27.991	225.0	14:30:21.751
10		6:03.724	4:55.464	39.945	28.315		14:33:31.868	10		1:41.100	36.713	36.377	28.010	222.2	14:32:02.851
11		1:41.041	36.878	36.009	28.154	216.4	14:35:12.909	11		<del>1:42.765</del>	36.822	37.155	28.788	221.3	14:33:45.616
12		1:41.150	37.008	36.176	27.966	217.3	14:36:54.059	12		1:41.267	36.741	36.509	28.017	224.0	14:35:26.883
13		1:47.536 P	36.927	36.225	34.384		14:38:41.595	13		1:41.212	36.612	36.648	27.952		14:37:08.095
14		6:41.807	5:27.553	43.774	30.480		14:45:23.402	14		1:45.916 P	36.811	36.543	32.562	222.2	14:38:54.011
15		1:49.921	40.063	40.355	29.503	203.3	14:47:13.323	15		8:03.935	6:42.037	48.808	33.090		14:46:57.946
16		1:52.781	38.726	42.517	31.538	214.2	14:49:06.104	16		1:53.055	42.084	40.102	30.869	205.3	14:48:51.001
17		<del>1:48.468</del>	36.717		2:20.006	222.6	14:50:54.572	17		1:56.480	41.120	41.910	33.450	204.9	14:50:47.481
18		1:48.693	39.226	39.820	29.647	211.7	14:52:43.265	18		1:41.000	36.758	36.339	27.903	221.7	14:52:28.481
19		2:10.286 P	36.608	44.237	49.441	222.6	14:54:53.551	19		2:02.324 P	36.598	37.865	47.861	223.1	14:54:30.805
20		6:23.629	5:13.078	38.057	32.494		15:01:17.180	20		6:36.739	5:29.542	37.218	29.979		15:01:07.544
21			36.553	36.172		220.8		21			36.534	36.221		220.8	



**Hungaroring**  
**Formula Regional Championship by Alpine**  
**Collective Test 2**  
**Lap Analysis**

75

Andrea Rosso

Formula Alpine

85

Gabriel Bortoleto

Formula Alpine

RPM

R-ACE GP

Lap	D	Time	Sector 1	Sector 2	Sector 3	T. Spd	Elapsed	Lap	D	Time	Sector 1	Sector 2	Sector 3	T. Spd	Elapsed
1		14:13:57.233	14:12:39.189	46.005	32.039		14:13:57.233	1		14:13:05.158 P	14:11:49.180	41.142	34.836		14:13:05.158
2		1:52.212	39.435	40.928	31.849	213.8	14:15:49.445	2		2:28.540 P	1:14.514	39.546	34.480		14:15:33.698
3		1:41.093	36.822	36.442	27.829	217.3	14:17:30.538	3		3:36.538	2:06.419	46.255	43.864		14:19:10.236
4		<b>1:40.385</b>	36.564	<b>36.110</b>	<b>27.711</b>	221.3	14:19:10.923	4		1:41.960	37.256	36.604	28.100	218.1	14:20:52.196
5		1:55.264	39.607	43.337	32.320	221.7	14:21:06.187	5		1:40.560	36.717	36.108	27.735	221.7	14:22:32.756
6		1:53.100 P	36.665	38.109	38.326	219.0	14:22:59.287	6		<b>1:40.551</b>	36.811	36.023	<b>27.717</b>	219.0	14:24:13.307
7		20:29.637	19:05.119	51.130	33.388		14:43:28.924	7		1:40.764	<b>36.623</b>	36.184	27.957	223.1	14:25:54.071
8		1:55.462	40.987	43.935	30.540	211.7	14:45:24.386	8		1:41.009	36.922	36.241	27.846	220.4	14:27:35.080
9		1:52.456	41.259	40.376	30.821	216.4	14:47:16.842	9		1:40.828	36.708	36.289	27.831	220.8	14:29:15.908
10		1:46.906	36.863	38.621	31.422	219.9	14:49:03.748	10		1:40.587	36.843	36.013	27.731	217.3	14:30:56.495
11		1:40.516	36.549	36.123	27.844	222.6	14:50:44.264	11		<del>1:41.026</del>	36.890	36.315	27.821	222.2	14:32:37.521
12		1:50.577	38.882	41.604	30.091	221.3	14:52:34.841	12		1:40.843	36.902	35.976	27.965	218.6	14:34:18.364
13		2:12.312 P	<b>36.313</b>	43.930	52.069	224.5	14:54:47.153	13		1:40.671	36.861	<b>35.859</b>	27.951	219.0	14:35:59.035
14		6:31.192	5:23.859	38.674	28.659		15:01:18.345	14		<del>1:41.564</del>	36.874	36.776	27.914	221.3	14:37:40.599
15			36.389	36.168		219.0		15		1:40.565	36.804	36.012	27.749	222.2	14:39:21.164

77

Francesco Braschi

Formula Alpine

Rookie

MP MOTORSPORT

Lap	D	Time	Sector 1	Sector 2	Sector 3	T. Spd	Elapsed	Lap	D	Time	Sector 1	Sector 2	Sector 3	T. Spd	Elapsed
1		14:13:31.682	14:12:17.448	42.430	31.804		14:13:31.682	16		1:40.986	36.976	36.283	27.727	218.6	14:41:02.150
2		1:54.325	40.990	42.231	31.104	213.8	14:15:26.007	17		1:41.140	36.976	36.220	27.944	217.7	14:42:43.290
3		1:52.271	39.873	41.141	31.257	208.4	14:17:18.278	18		1:41.573	37.053	36.437	28.083	217.7	14:44:24.863
4		1:41.317	37.420	36.236	<b>27.661</b>	221.7	14:18:59.595	19		<del>1:42.330</del>	37.018	36.984	28.328	219.5	14:46:07.193
5		1:55.431	42.615	44.021	28.795	217.7	14:20:55.026	20		1:41.898	36.962	36.570	28.366	221.3	14:47:49.091
6		<b>1:40.572</b>	36.716	<b>36.061</b>	27.795	221.7	14:22:35.598	21		1:57.297	44.152	42.481	30.664	220.4	14:49:46.388
7		1:54.582	40.417	44.282	29.883	219.5	14:24:30.180	22		1:41.357	36.960	36.407	27.990	222.6	14:51:27.745
8		1:40.683	36.810	36.125	27.748	220.8	14:26:10.863	23		1:48.684 P	36.876	36.659	35.149	221.3	14:53:16.429
9		1:51.686	39.511	41.916	30.259	218.6	14:28:02.549	24			6:48.444	38.175			
10		1:40.964	36.888	36.258	27.818	220.8	14:29:43.513	88							
11		1:47.463 P	37.607	36.272	33.584	218.6	14:31:30.976								
12		13:40.152	12:26.162	42.084	31.906		14:45:11.128								
13		1:52.988	39.760	42.070	31.158	214.7	14:47:04.116								
14		1:52.789	39.463	41.054	32.272	216.0	14:48:56.905								
15		1:40.627	36.750	36.064	27.813	221.3	14:50:37.532								
16		1:47.986	39.320	39.346	29.320	225.0	14:52:25.518								
17		2:00.841 P	<b>36.613</b>	37.468	46.760	222.6	14:54:26.359								
18			6:02.217	44.030											

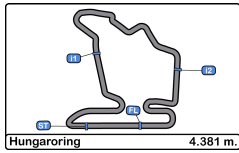
88

Hamda Al Qubaisi

Formula Alpine

PREMA RACING

Lap	D	Time	Sector 1	Sector 2	Sector 3	T. Spd	Elapsed
1		14:13:37.617	14:12:24.691	42.041	30.885		14:13:37.617
2		1:50.926	39.263	41.432	30.231	207.6	14:15:28.543
3		1:52.254	39.296	40.721	32.237	208.8	14:17:20.797
4		1:41.782	37.345	36.533	27.904	218.1	14:19:02.579
5		<b>1:41.129</b>	37.055	<b>36.205</b>	<b>27.869</b>	217.7	14:20:43.708
6		1:59.573	40.293	46.943	32.337	218.6	14:22:43.281
7		1:41.357	36.962	36.493	27.902	217.3	14:24:24.638
8		1:52.318	41.057	42.043	29.218	218.6	14:26:16.956
9		<del>1:41.419</del>	36.960	36.211	28.248	217.3	14:27:58.375
10		1:57.881 P	37.850	39.398	40.633	217.7	14:29:56.256
11		11:47.493	10:30.370	45.255	31.868		14:41:43.749
12		1:49.045	40.070	39.824	29.151	206.1	14:43:32.794
13		1:45.065	38.185	38.602	28.278	205.7	14:45:17.859
14		1:41.540	<b>36.841</b>	36.613	28.086	219.9	14:46:59.399
15		1:41.160	36.915	36.239	28.006	220.4	14:48:40.559
16		1:55.688	40.343	42.101	33.244	220.4	14:50:36.247
17		1:41.256	37.018	36.334	27.904	219.9	14:52:17.503
18		2:23.528 P	40.785	48.103	54.640	219.9	14:54:41.031
19			6:25.230	39.044			



**Hungaroring**  
**Formula Regional Championship by Alpine**  
**Collective Test 2**  
**Lap Analysis**

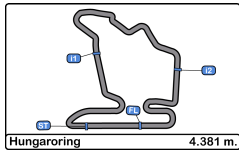
91

Eduardo Barrichello

Formula Alpine

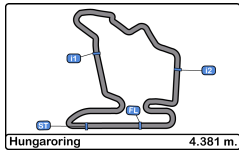
ARDEN

Lap	D	Time	Sector 1	Sector 2	Sector 3	T. Spd	Elapsed
1		14:13:33.267	14:12:19.604	42.897	30.766		14:13:33.267
2		1:53.481	41.611	41.370	30.500	211.3	14:15:26.748
3		1:47.974	39.684	39.039	29.251	209.7	14:17:14.722
4		1:40.044	36.470	35.931	27.643	223.6	14:18:54.766
5		1:52.082	40.789	39.310	31.983	221.3	14:20:46.848
6		<b>1:39.905</b>	36.501	36.001	<b>27.403</b>	220.8	14:22:26.753
7		1:48.238	39.453	40.753	28.032	223.1	14:24:14.991
8		1:40.000	36.402	35.953	27.645	224.0	14:25:54.991
9		1:49.804	41.487	39.372	28.945	225.4	14:27:44.795
10		1:40.014	36.550	<b>35.854</b>	27.610	219.9	14:29:24.809
11		1:58.171 P	40.698	44.938	32.535	218.1	14:31:22.980
12		13:59.582	12:43.410	44.273	31.899		14:45:22.562
13		1:49.853	39.915	39.969	29.969	201.4	14:47:12.415
14		1:49.250	38.345	40.863	30.042	221.7	14:49:01.665
15		1:40.829	36.612	36.234	27.983	222.2	14:50:42.494
16		1:50.987	39.676	41.393	29.918	221.3	14:52:33.481
17		2:11.195 P	<b>36.287</b>	42.967	51.941	226.4	14:54:44.676
18			5:53.828	36.696			



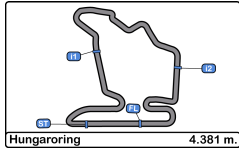
**Hungaroring**  
**Formula Regional Championship by Alpine**  
**Collective Test 2**  
**Best Sectors Results**

Sector - 1			Sector - 2			Sector - 3			Ideal Lap vs Best Lap						
Clas	Nº	Driver	Time	Nº	Driver	Time	Nº	Driver	Time	Clas	Nº	Driver	Ideal Lap	Best Lap	Clas
1	55	Pietro Delli Guanti	36.194	9	Esteban Masson	35.539	91	Eduardo Barrichello	27.403	1	9	Esteban Masson	1:39.268	1:39.419	1
2	17	Sami Meguetounif	36.209	46	Gabriele Mini	35.592	9	Esteban Masson	27.461	2	17	Sami Meguetounif	1:39.429	1:39.533	2
3	9	Esteban Masson	36.268	5	Maceo Capietto	35.597	46	Gabriele Mini	27.466	3	91	Eduardo Barrichello	1:39.544	1:39.905	7
4	12	Victor Bernier	36.284	17	Sami Meguetounif	35.644	10	Joshua Durksen	27.517	4	46	Gabriele Mini	1:39.547	1:39.670	3
5	91	Eduardo Barrichello	36.287	27	Kas Haverkort	35.649	42	Laurens Van Hoepen	27.550	5	27	Kas Haverkort	1:39.579	1:39.676	4
6	42	Laurens Van Hoepen	36.301	4	Roman Bilinski	35.649	3	Paul Aron	27.560	6	10	Joshua Durksen	1:39.605	1:39.702	5
7	75	Andrea Rosso	36.313	64	Mari Boya	35.705	27	Kas Haverkort	27.565	7	4	Roman Bilinski	1:39.697	1:39.901	6
8	64	Mari Boya	36.330	18	Dino Beganovic	35.712	26	Hadrien David	27.565	8	64	Mari Boya	1:39.716	1:40.269	20
9	27	Kas Haverkort	36.365	10	Joshua Durksen	35.721	17	Sami Meguetounif	27.576	9	42	Laurens Van Hoepen	1:39.726	1:39.936	8
10	10	Joshua Durksen	36.367	12	Victor Bernier	35.741	70	Tim Tramnitz	27.590	10	12	Victor Bernier	1:39.736	1:40.049	13
11	65	Owen Tangavelou	36.408	8	Matias Zagazeta	35.744	4	Roman Bilinski	27.598	11	3	Paul Aron	1:39.775	1:39.976	10
12	13	Joshua Dufek	36.435	70	Tim Tramnitz	35.748	18	Dino Beganovic	27.607	12	70	Tim Tramnitz	1:39.776	1:40.257	19
13	70	Tim Tramnitz	36.438	13	Joshua Dufek	35.755	16	Lorenzo Fluxa	27.633	13	55	Pietro Delli Guanti	1:39.806	1:39.952	9
14	3	Paul Aron	36.444	3	Paul Aron	35.771	13	Joshua Dufek	27.634	14	13	Joshua Dufek	1:39.824	1:40.001	11
15	4	Roman Bilinski	36.450	26	Hadrien David	35.845	19	Noel Leon	27.635	15	5	Maceo Capietto	1:39.869	1:40.016	12
16	19	Noel Leon	36.456	55	Pietro Delli Guanti	35.848	72	Leonardo Fornaroli	27.657	16	18	Dino Beganovic	1:39.873	1:40.211	17
17	72	Leonardo Fornaroli	36.474	91	Eduardo Barrichello	35.854	77	Francesco Braschi	27.661	17	26	Hadrien David	1:40.015	1:40.126	15
18	46	Gabriele Mini	36.489	85	Gabriel Bortoleto	35.859	5	Maceo Capietto	27.679	18	19	Noel Leon	1:40.048	1:40.244	18
19	21	Piotr Wisnicki	36.495	42	Laurens Van Hoepen	35.875	64	Mari Boya	27.681	19	8	Matias Zagazeta	1:40.074	1:40.149	16
20	68	Santiago Ramos	36.553	65	Owen Tangavelou	35.938	12	Victor Bernier	27.711	20	72	Leonardo Fornaroli	1:40.106	1:40.106	14
21	18	Dino Beganovic	36.554	19	Noel Leon	35.957	75	Andrea Rosso	27.711	21	75	Andrea Rosso	1:40.134	1:40.385	22
22	5	Maceo Capietto	36.593	72	Leonardo Fornaroli	35.975	8	Matias Zagazeta	27.717	22	65	Owen Tangavelou	1:40.140	1:40.352	21
23	26	Hadrien David	36.605	6	Pietro Armani	35.975	85	Gabriel Bortoleto	27.717	23	85	Gabriel Bortoleto	1:40.199	1:40.551	24
24	58	Sebastian Montoya	36.607	58	Sebastian Montoya	35.995	21	Piotr Wisnicki	27.743	24	16	Lorenzo Fluxa	1:40.299	1:40.475	23
25	8	Matias Zagazeta	36.613	68	Santiago Ramos	36.009	55	Pietro Delli Guanti	27.764	25	77	Francesco Braschi	1:40.335	1:40.572	25
26	77	Francesco Braschi	36.613	16	Lorenzo Fluxa	36.028	11	Levente Revesz	27.775	26	21	Piotr Wisnicki	1:40.374	1:40.632	26
27	85	Gabriel Bortoleto	36.623	77	Francesco Braschi	36.061	65	Owen Tangavelou	27.794	27	68	Santiago Ramos	1:40.374	1:40.651	28
28	6	Pietro Armani	36.626	7	Axel Gnos	36.081	68	Santiago Ramos	27.812	28	6	Pietro Armani	1:40.451	1:40.643	27
29	16	Lorenzo Fluxa	36.638	75	Andrea Rosso	36.110	6	Pietro Armani	27.850	29	58	Sebastian Montoya	1:40.462	1:40.739	29
30	11	Levente Revesz	36.676	21	Piotr Wisnicki	36.136	58	Sebastian Montoya	27.860	30	11	Levente Revesz	1:40.626	1:40.748	30
31	88	Hamda Al Qubaisi	36.841	11	Levente Revesz	36.175	88	Hamda Al Qubaisi	27.869	31	88	Hamda Al Qubaisi	1:40.915	1:41.129	32
32	7	Axel Gnos	36.921	88	Hamda Al Qubaisi	36.205	7	Axel Gnos	27.917	32	7	Axel Gnos	1:40.919	1:41.070	31
33	35	Nicolas Baptiste	36.947	35	Nicolas Baptiste	36.532	35	Nicolas Baptiste	27.996	33	35	Nicolas Baptiste	1:41.475	1:41.511	33



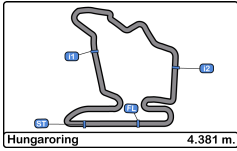
**Hungaroring**  
**Formula Regional Championship by Alpine**  
**Collective Test 2**  
**Best 5 Lap Times**

Cls	N°	Driver	Nat	Cat	Cls	Team	Nat	Vehicle	Best 1		Best 2		Best 3		Best 4		Best 5			
									Time	Lap	Time	Lap	Time	Lap	Time	Lap	Time	Lap		
1	9	Esteban Masson		FRA	R	1	FA RACING		ESP	Formula Alpine	1:39.419	14	1:39.525	15	1:39.627	8	1:39.730	6	1:39.874	4
2	17	Sami Meguetounif		FRA	R	2	MP MOTORSPORT		NLD	Formula Alpine	1:39.533	18	1:40.605	7	1:40.649	5	1:40.758	8	1:40.765	11
3	46	Gabriele Mini		ITA			ART GRAND PRIX		FRA	Formula Alpine	1:39.670	7	1:40.078	12	1:40.113	17	1:40.160	6	1:40.165	11
4	27	Kas Haverkort		NLD			VAN AMERSFOORT RACING		NLD	Formula Alpine	1:39.676	18	1:39.723	5	1:39.940	7	1:40.271	8	1:40.406	4
5	10	Joshua Durksen		NLD	R	3	ARDEN		GBR	Formula Alpine	1:39.702	10	1:39.832	6	1:40.060	8	1:40.154	15	1:40.734	4
6	4	Roman Bilinski		GBR	R	4	TRIDENT		ITA	Formula Alpine	1:39.901	19	1:40.319	6	1:40.525	4	1:40.604	7	1:40.627	8
7	91	Eduardo Barrichello		BRA			ARDEN		GBR	Formula Alpine	1:39.905	6	1:40.000	8	1:40.014	10	1:40.044	4	1:40.829	15
8	42	Laurens Van		NLD	R	5	ART GRAND PRIX		FRA	Formula Alpine	1:39.936	18	1:39.953	17	1:39.958	6	1:40.140	5	1:40.183	7
9	55	Pietro Delli Guanti		ITA			RPM		ITA	Formula Alpine	1:39.952	5	1:40.021	8	1:40.154	14	1:40.160	7	1:40.177	4
10	3	Paul Aron		ITA			PREMA RACING		ITA	Formula Alpine	1:39.976	6	1:40.029	18	1:40.169	5	1:40.275	8	1:40.588	4
11	13	Joshua Dufek		CHE	R	6	VAN AMERSFOORT RACING		NLD	Formula Alpine	1:40.001	18	1:40.104	17	1:40.204	5	1:40.274	7	1:40.308	6
12	5	Maceo Capietto		FRA	R	7	MONOLITE RACING		ITA	Formula Alpine	1:40.016	18	1:40.017	19	1:40.510	5	1:40.690	6	1:40.767	4
13	12	Victor Bernier		FRA	R	8	FA RACING		ESP	Formula Alpine	1:40.049	14	1:40.090	6	1:40.683	4	1:40.798	9	1:44.588	8
14	72	Leonardo Fornaroli		ITA	R	9	TRIDENT		ITA	Formula Alpine	1:40.106	5	1:40.358	3	1:40.477	6	1:40.488	4	1:40.645	7
15	26	Hadrien David		FRA			R-ACE GP		FRA	Formula Alpine	1:40.126	5	1:40.351	7	1:40.352	16	1:40.365	13	1:40.383	15
16	8	Matias Zagazeta		FRA	R	10	G4 RACING		CHE	Formula Alpine	1:40.149	17	1:40.517	4	1:40.566	7	1:40.650	5	1:40.946	10
17	18	Dino Beganovic		SWE			PREMA RACING		ITA	Formula Alpine	1:40.211	6	1:40.252	9	1:40.293	5	1:40.363	8	1:40.372	7
18	19	Noel Leon		MEX	R	11	ARDEN		GBR	Formula Alpine	1:40.244	6	1:40.323	9	1:40.639	4	1:40.691	14	1:40.825	7
19	70	Tim Tramnitz		DEU	R	12	TRIDENT		ITA	Formula Alpine	1:40.257	6	1:40.289	5	1:40.501	7	1:40.506	19	1:40.566	4
20	64	Mari Boya		ESP			ART GRAND PRIX		FRA	Formula Alpine	1:40.269	17	1:40.339	8	1:40.375	7	1:40.413	10	1:40.571	5
21	65	Owen Tangavelou		FRA	R	13	RPM		ITA	Formula Alpine	1:40.352	14	1:40.528	6	1:40.531	7	1:40.798	9	1:40.885	8
22	75	Andrea Rosso		ITA			RPM		ITA	Formula Alpine	1:40.385	4	1:40.516	11	1:41.093	3	1:46.906	10	1:50.577	12
23	16	Lorenzo Fluxa		ESP			R-ACE GP		FRA	Formula Alpine	1:40.475	10	1:40.496	5	1:40.540	6	1:40.609	12	1:40.611	11
24	85	Gabriel Bortoleto		BRA			R-ACE GP		FRA	Formula Alpine	1:40.551	6	1:40.560	5	1:40.565	15	1:40.587	10	1:40.671	13
25	77	Francesco Braschi		ITA	R	14	MP MOTORSPORT		NLD	Formula Alpine	1:40.572	6	1:40.627	15	1:40.683	8	1:40.964	10	1:41.317	4
26	21	Piotr Wisnicki		POL	R	15	KIC MOTORSPORT		FIN	Formula Alpine	1:40.632	7	1:40.826	8	1:44.703	2	1:45.329	14	1:47.004	4
27	6	Pietro Armani		ITA	R	16	MONOLITE RACING		ITA	Formula Alpine	1:40.643	15	1:41.179	8	1:41.233	6	1:41.456	5	1:41.507	4
28	68	Santiago Ramos		MEX	R	17	KIC MOTORSPORT		FIN	Formula Alpine	1:40.651	7	1:40.721	8	1:41.041	11	1:41.074	5	1:41.150	12
29	58	Sebastian Montoya		COL	R	18	PREMA RACING		ITA	Formula Alpine	1:40.739	17	1:40.788	18	1:40.792	5	1:40.813	6	1:40.991	8
30	11	Levente Revesz		HUN			VAN AMERSFOORT RACING		NLD	Formula Alpine	1:40.748	10	1:40.948	12	1:40.976	6	1:40.992	8	1:41.080	18
31	7	Axel Gnos		CHE			G4 RACING		CHE	Formula Alpine	1:41.070	18	1:41.579	5	1:41.602	10	1:41.626	6	1:41.721	7
32	88	Hamda Al Qubaisi		ARE			PREMA RACING		ITA	Formula Alpine	1:41.129	5	1:41.160	15	1:41.256	17	1:41.357	7	1:41.540	14
33	35	Nicolas Baptiste		COL	R	19	FA RACING		ESP	Formula Alpine	1:41.511	15	1:41.635	8	1:42.084	5	1:42.266	14	1:43.207	4





















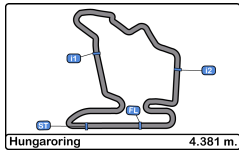
**Hungaroring**  
**Formula Regional Championship by Alpine**  
**Collective Test 2**  
**Best 5 Top Speeds**

Clas	N°	Driver	Nat	Cat	Cla	Team	Nat	Vehicle	Top 1		Top 2		Top 3		Top 4		Top 5		Avg
									Km/h	Lap	Km/h	Lap	Km/h	Lap	Km/h	Lap	Km/h	Lap	
1	55	Pietro Delli Guanti	ITA			RPM	ITA	Formula Alpine	227.3	16	226.8	15	226.4	14	225.0	13	224.5	5	226.0
2	13	Joshua Dufek	CHE	R	1	VAN AMERSFOORT RACING	NLD	Formula Alpine	226.8	5	222.6	11	221.7	6	221.7	8	221.3	13	222.8
3	42	Laurens Van Hoepen	NLD	R	2	ART GRAND PRIX	FRA	Formula Alpine	226.8	11	226.4	18	225.9	10	225.4	17	224.5	6	225.8
4	12	Victor Bernier	FRA	R	3	FA RACING	ESP	Formula Alpine	226.4	15	224.5	16	223.6	17	223.1	19	222.6	14	224.0
5	17	Sami Meguetounif	FRA	R	4	MP MOTORSPORT	NLD	Formula Alpine	226.4	19	224.5	17	224.0	5	224.0	18	223.6	7	224.5
6	27	Kas Haverkort	NLD			VAN AMERSFOORT RACING	NLD	Formula Alpine	226.4	11	225.0	10	224.0	7	224.0	12	223.6	6	224.6
7	65	Owen Tangavelou	FRA	R	5	RPM	ITA	Formula Alpine	226.4	16	224.5	8	224.5	15	223.6	14	221.7	10	224.1
8	91	Eduardo Barrichello	BRA			ARDEN	GBR	Formula Alpine	226.4	17	225.4	9	224.0	8	223.6	4	223.1	7	224.5
9	3	Paul Aron	EST			PREMA RACING	ITA	Formula Alpine	225.9	8	225.0	19	224.0	6	224.0	18	223.1	12	224.4
10	4	Roman Bilinski	GBR	R	6	TRIDENT	ITA	Formula Alpine	225.9	10	225.4	4	225.0	8	225.0	12	224.5	6	225.1
11	16	Lorenzo Fluxa	ESP			R-ACE GP	FRA	Formula Alpine	225.9	20	224.0	14	222.2	12	222.2	23	221.7	18	223.2
12	18	Dino Beganovic	SWE			PREMA RACING	ITA	Formula Alpine	225.9	18	222.2	12	222.2	19	221.7	11	221.3	9	222.6
13	21	Piotr Wisnicki	POL	R	7	KIC MOTORSPORT	FIN	Formula Alpine	225.9	15	224.0	14	223.6	5	223.1	4	223.1	17	223.9
14	5	Maceo Capietto	FRA	R	8	MONOLITE RACING	ITA	Formula Alpine	225.4	22	223.1	18	222.2	20	221.7	19	219.5	4	222.4
15	46	Gabriele Mini	ITA			ART GRAND PRIX	FRA	Formula Alpine	225.4	10	221.3	8	221.3	11	221.3	12	221.3	13	222.1
16	70	Tim Tramnitz	DEU	R	9	TRIDENT	ITA	Formula Alpine	225.4	5	223.6	10	223.6	12	223.6	20	223.1	13	223.8
17	64	Mari Boya	ESP			ART GRAND PRIX	FRA	Formula Alpine	225.0	18	222.6	17	222.2	11	222.2	12	221.7	10	222.7
18	72	Leonardo Fornaroli	ITA	R	10	TRIDENT	ITA	Formula Alpine	225.0	6	225.0	9	224.0	12	223.1	19	222.6	8	223.9
19	77	Francesco Braschi	ITA	R	11	MP MOTORSPORT	NLD	Formula Alpine	225.0	16	222.6	17	221.7	4	221.7	6	221.3	15	222.5
20	11	Levente Revesz	HUN			VAN AMERSFOORT RACING	NLD	Formula Alpine	224.5	18	221.3	19	220.8	6	220.4	8	220.4	13	221.5
21	19	Noel Leon	MEX	R	12	ARDEN	GBR	Formula Alpine	224.5	16	223.6	14	223.1	9	223.1	10	222.6	15	223.4
22	75	Andrea Rosso	ITA			RPM	ITA	Formula Alpine	224.5	13	222.6	11	221.7	5	221.3	4	221.3	12	222.3
23	26	Hadrien David	FRA			R-ACE GP	FRA	Formula Alpine	224.0	8	224.0	21	223.1	20	222.6	9	222.2	4	223.2
24	8	Matias Zagazeta	PER	R	13	G4 RACING	CHE	Formula Alpine	223.6	17	222.2	11	222.2	16	220.4	18	219.9	12	221.6
25	9	Esteban Masson	FRA	R	14	FA RACING	ESP	Formula Alpine	223.6	4	223.6	15	223.1	14	222.6	6	222.6	10	223.1
26	6	Pietro Armani	ITA	R	15	MONOLITE RACING	ITA	Formula Alpine	223.1	5	223.1	6	222.2	16	221.3	15	220.4	4	222.0
27	85	Gabriel Bortoleto	BRA			R-ACE GP	FRA	Formula Alpine	223.1	7	222.6	22	222.2	11	222.2	15	221.7	5	222.4
28	10	Joshua Durksen	PRY	R	16	ARDEN	GBR	Formula Alpine	222.6	6	222.6	8	222.6	10	221.7	16	221.7	17	222.3
29	35	Nicolas Baptiste	COL	R	17	FA RACING	ESP	Formula Alpine	222.6	17	222.2	15	219.5	16	219.0	6	219.0	10	220.5
30	68	Santiago Ramos	MEX	R	18	KIC MOTORSPORT	FIN	Formula Alpine	222.6	17	222.6	19	220.8	21	219.0	4	218.6	7	220.7
31	58	Sebastian Montoya	COL	R	19	PREMA RACING	ITA	Formula Alpine	221.7	19	221.3	16	220.4	18	219.9	17	219.5	9	220.5
32	7	Axel Gnos	CHE			G4 RACING	CHE	Formula Alpine	220.8	10	217.7	5	217.7	11	217.3	19	216.8	4	218.1
33	88	Hamda Al Qubaisi	ARE			PREMA RACING	ITA	Formula Alpine	220.4	15	220.4	16	219.9	14	219.9	17	219.9	18	220.1



**Hungaroring**  
**Formula Regional Championship by Alpine**  
**Collective Test 2**  
**Fastest Laps Sequence**

Lap	Time of Day	Session Time	N°	Driver	Nat	Cat	Team	Nat	Vehicle	Time	Km/h	
2	14:14:50.592	3:50.592	64	Mari Boya		ESP	ART GRAND PRIX		FRA	Formula Alpine	1:52.091	140.7
2	14:14:58.245	3:58.245	21	Piotr Wisnicki		POL	R KIC MOTORSPORT		FIN	Formula Alpine	1:44.703	150.6
3	14:17:27.628	6:27.628	3	Paul Aron		EST	PREMA RACING		ITA	Formula Alpine	1:40.888	156.3
4	14:18:30.903	7:30.903	46	Gabriele Mini		ITA	ART GRAND PRIX		FRA	Formula Alpine	1:40.754	156.5
4	14:18:40.852	7:40.852	9	Esteban Masson		FRA	R FA RACING		ESP	Formula Alpine	1:39.874	157.9
5	14:20:24.325	9:24.325	27	Kas Haverkort		NLD	VAN AMERSFOORT RACING		NLD	Formula Alpine	1:39.723	158.1
7	14:23:31.476	12:31.476	46	Gabriele Mini		ITA	ART GRAND PRIX		FRA	Formula Alpine	1:39.670	158.2
8	14:25:40.299	14:40.299	9	Esteban Masson		FRA	R FA RACING		ESP	Formula Alpine	1:39.627	158.3
14	14:50:07.020	39:07.020	9	Esteban Masson		FRA	R FA RACING		ESP	Formula Alpine	1:39.419	158.6



## Hungaroring

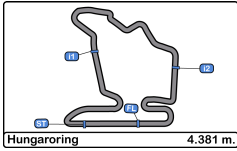
### Formula Regional Championship by Alpine

#### Collective Test 2

#### Event Best Maximum Speed

N°	Driver	Nat	Cat	Clas	Team	Nat	Vehicle	Km/h	Session
55	Pietro Delli Guanti		ITA		RPM		Formula Alpine	227.3	Collective Test 2
65	Owen Tangavelou		FRA	R 1	RPM		Formula Alpine	226.8	Pre-Event Collective Test 2
13	Joshua Dufek		CHE	R 2	VAN AMERSFOORT RACING		Formula Alpine	226.8	Collective Test 2
42	Laurens Van Hoepen		NLD	R 3	ART GRAND PRIX		Formula Alpine	226.8	Collective Test 2
27	Kas Haverkort		NLD		VAN AMERSFOORT RACING		Formula Alpine	226.4	Collective Test 2
12	Victor Bernier		FRA	R 4	FA RACING		Formula Alpine	226.4	Collective Test 2
17	Sami Meguetounif		FRA	R 5	MP MOTORSPORT		Formula Alpine	226.4	Collective Test 2
91	Eduardo Barrichello		BRA		ARDEN		Formula Alpine	226.4	Collective Test 2
3	Paul Aron		EST		PREMA RACING		Formula Alpine	225.9	Collective Test 2
4	Roman Bilinski		GBR	R 6	TRIDENT		Formula Alpine	225.9	Collective Test 2
16	Lorenzo Fluxa		ESP		R-ACE GP		Formula Alpine	225.9	Collective Test 2
18	Dino Beganovic		SWE		PREMA RACING		Formula Alpine	225.9	Collective Test 2
21	Piotr Wisnicki		POL	R 7	KIC MOTORSPORT		Formula Alpine	225.9	Collective Test 2
11	Levente Revesz		HUN		VAN AMERSFOORT RACING		Formula Alpine	225.4	Pre-Event Collective Test 2
72	Leonardo Fornaroli		ITA	R 8	TRIDENT		Formula Alpine	225.4	Pre-Event Collective Test 2
70	Tim Tramnitz		DEU	R 9	TRIDENT		Formula Alpine	225.4	Collective Test 2
46	Gabriele Mini		ITA		ART GRAND PRIX		Formula Alpine	225.4	Collective Test 2
5	Maceo Capietto		FRA	R 10	MONOLITE RACING		Formula Alpine	225.4	Collective Test 2
64	Mari Boya		ESP		ART GRAND PRIX		Formula Alpine	225.0	Collective Test 2
77	Francesco Braschi		ITA	R 11	MP MOTORSPORT		Formula Alpine	225.0	Collective Test 2
10	Joshua Durksen		GBR	R 12	ARDEN		Formula Alpine	224.5	Pre-Event Collective Test 1
26	Hadrien David		FRA		R-ACE GP		Formula Alpine	224.5	Collective Test 1
75	Andrea Rosso		ITA		RPM		Formula Alpine	224.5	Collective Test 2
19	Noel Leon		MEX	R 13	ARDEN		Formula Alpine	224.5	Collective Test 2
9	Esteban Masson		FRA	R 14	FA RACING		Formula Alpine	223.6	Collective Test 2
8	Matias Zagazeta		PER	R 15	G4 RACING		Formula Alpine	223.6	Collective Test 2
6	Pietro Armani		ITA	R 16	MONOLITE RACING		Formula Alpine	223.1	Collective Test 2
85	Gabriel Bortoleto		BRA		R-ACE GP		Formula Alpine	223.1	Collective Test 2
58	Sebastian Montoya		COL	R 17	PREMA RACING		Formula Alpine	222.6	Pre-Event Collective Test 1
68	Santiago Ramos		MEX	R 18	KIC MOTORSPORT		Formula Alpine	222.6	Collective Test 2
35	Nicolas Baptiste		COL	R 19	FA RACING		Formula Alpine	222.6	Collective Test 2
88	Hamda Al Qubaisi		ARE		PREMA RACING		Formula Alpine	221.7	Pre-Event Collective Test 2
7	Axel Gnos		CHE		G4 RACING		Formula Alpine	220.8	Pre-Event Collective Test 1





## Hungaroring

### Formula Regional Championship by Alpine

#### Collective Test 2

#### Pit Stop Analysis

**3** Paul Aron PREMA RACING  
Formula Alpine

Nr.	In Day Time	In Time	Out Time	Pit Time	T. Pit Time	Handicap	Penalty
1	14:32:37.007	14:32:37.007	14:40:59.091	8:22.084	8:22.084		
2	14:56:04.679	14:56:04.679	15:00:08.628	4:03.949	12:26.033		

**4** Roman Bilinski R TRIDENT  
Formula Alpine

Nr.	In Day Time	In Time	Out Time	Pit Time	T. Pit Time	Handicap	Penalty
1	14:14:58.171	14:14:58.171	14:16:54.928	1:56.757	1:56.757		
2	14:38:48.904	14:38:48.904	14:44:39.942	5:51.038	7:47.795		
3	14:54:03.266	14:54:03.266	14:59:22.321	5:19.055	13:06.850		

**5** Maceo Capietto R MONOLITE RACING  
Formula Alpine

Nr.	In Day Time	In Time	Out Time	Pit Time	T. Pit Time	Handicap	Penalty
1	14:25:57.356	14:25:57.356	14:29:24.853	3:27.497	3:27.497		
2	14:39:56.975	14:39:56.975	14:43:47.515	3:50.540	7:18.037		
3	14:54:47.066	14:54:47.066	14:59:27.288	4:40.222	11:58.259		

**6** Pietro Armanni R MONOLITE RACING  
Formula Alpine

Nr.	In Day Time	In Time	Out Time	Pit Time	T. Pit Time	Handicap	Penalty
1	14:28:49.722	14:28:49.722	14:43:17.189	14:27.467	14:27.467		
2	14:54:15.439	14:54:15.439	15:00:00.302	5:44.863	20:12.330		

**7** Axel Gnos G4 RACING  
Formula Alpine

Nr.	In Day Time	In Time	Out Time	Pit Time	T. Pit Time	Handicap	Penalty
1	14:15:19.479	14:15:19.479	14:15:43.867	24.388	24.388		
2	14:36:21.522	14:36:21.522	14:45:45.293	9:23.771	9:48.159		
3	14:55:16.532	14:55:16.532	14:59:42.172	4:25.640	14:13.799		

**8** Matias Zagazeta R G4 RACING  
Formula Alpine

Nr.	In Day Time	In Time	Out Time	Pit Time	T. Pit Time	Handicap	Penalty
1	14:15:48.342	14:15:48.342	14:16:15.092	26.750	26.750		
2	14:34:14.442	14:34:14.442	14:42:54.193	8:39.751	9:06.501		
3	14:54:07.834	14:54:07.834	14:59:43.604	5:35.770	14:42.271		

**9** Esteban Masson R FA RACING  
Formula Alpine

Nr.	In Day Time	In Time	Out Time	Pit Time	T. Pit Time	Handicap	Penalty
1	14:29:11.358	14:29:11.358	14:42:48.466	13:37.108	13:37.108		
2	14:54:01.373	14:54:01.373	14:59:29.479	5:28.106	19:05.214		

**10** Joshua Durksen R ARDEN  
Formula Alpine

Nr.	In Day Time	In Time	Out Time	Pit Time	T. Pit Time	Handicap	Penalty
1	14:32:39.264	14:32:39.264	14:43:23.856	10:44.592	10:44.592		
2	14:54:46.010	14:54:46.010	14:59:49.055	5:03.045	15:47.637		

**11** Levente Revesz VAN AMERSFOORT RACING  
Formula Alpine

Nr.	In Day Time	In Time	Out Time	Pit Time	T. Pit Time	Handicap	Penalty
1	14:34:45.064	14:34:45.064	14:43:10.321	8:25.257	8:25.257		
2	14:54:18.414	14:54:18.414	14:59:40.756	5:22.342	13:47.599		

**12** Victor Bernier R FA RACING  
Formula Alpine

Nr.	In Day Time	In Time	Out Time	Pit Time	T. Pit Time	Handicap	Penalty
1	14:29:17.201	14:29:17.201	14:42:12.715	12:55.514	12:55.514		
2	14:55:47.609	14:55:47.609	14:59:30.678	3:43.069	16:38.583		

**13** Joshua Dufek R VAN AMERSFOORT RACING  
Formula Alpine

Nr.	In Day Time	In Time	Out Time	Pit Time	T. Pit Time	Handicap	Penalty
1	14:33:58.727	14:33:58.727	14:43:31.973	9:33.246	9:33.246		
2	14:54:51.815	14:54:51.815	14:59:36.856	4:45.041	14:18.287		

**16** Lorenzo Fluxa R-ACE GP  
Formula Alpine

Nr.	In Day Time	In Time	Out Time	Pit Time	T. Pit Time	Handicap	Penalty
1	14:13:09.424	14:13:09.424	14:13:41.806	32.382	32.382		
2	14:15:40.752	14:15:40.752	14:17:22.842	1:42.090	2:14.472		
3	14:53:07.299	14:53:07.299	15:00:25.805	7:18.506	9:32.978		

**17** Sami Meguetounif R MP MOTORSPORT  
Formula Alpine

Nr.	In Day Time	In Time	Out Time	Pit Time	T. Pit Time	Handicap	Penalty
1	14:34:04.922	14:34:04.922	14:42:57.248	8:52.326	8:52.326		
2	14:53:59.463	14:53:59.463	14:59:46.126	5:46.663	14:38.989		

**18** Dino Beganovic PREMA RACING  
Formula Alpine

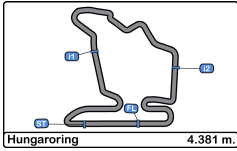
Nr.	In Day Time	In Time	Out Time	Pit Time	T. Pit Time	Handicap	Penalty
1	14:13:42.043	14:13:42.043	14:14:07.835	25.792	25.792		
2	14:15:58.196	14:15:58.196	14:16:28.788	30.592	56.384		
3	14:33:24.526	14:33:24.526	14:41:05.881	7:41.355	8:37.739		
4	14:43:06.299	14:43:06.299	14:43:40.360	34.061	9:11.800		
5	14:45:27.699	14:45:27.699	14:46:00.403	32.704	9:44.504		
6	14:55:22.592	14:55:22.592	15:00:18.756	4:56.164	14:40.668		

**19** Noel Leon R ARDEN  
Formula Alpine

Nr.	In Day Time	In Time	Out Time	Pit Time	T. Pit Time	Handicap	Penalty
1	14:30:13.666	14:30:13.666	14:43:35.926	13:22.260	13:22.260		

**21** Piotr Wisnicki R KIC MOTORSPORT  
Formula Alpine

Nr.	In Day Time	In Time	Out Time	Pit Time	T. Pit Time	Handicap	Penalty
1	14:27:21.704	14:27:21.704	14:43:03.369	15:41.665	15:41.665		
2	14:54:12.847	14:54:12.847	14:59:28.691	5:15.844	20:57.509		



## Hungaroring

### Formula Regional Championship by Alpine

#### Collective Test 2

#### Pit Stop Analysis

**26** **Hadrien David** R-ACE GP  
Formula Alpine

Nr.	In Day Time	In Time	Out Time	Pit Time	T. Pit Time	Handicap	Penalty
1	14:13:01.726	14:13:01.726	14:13:25.640	23.914	23.914		
2	14:15:23.882	14:15:23.882	14:17:08.298	1:44.416	2:08.330		
3	14:54:05.115	14:54:05.115	14:59:23.570	5:18.455	7:26.785		

**27** **Kas Haverkort** VAN AMERSFOORT RACING  
Formula Alpine

Nr.	In Day Time	In Time	Out Time	Pit Time	T. Pit Time	Handicap	Penalty
1	14:33:59.251	14:33:59.251	14:43:05.331	9:06.080	9:06.080		
2	14:54:05.958	14:54:05.958	14:59:39.139	5:33.181	14:39.261		

**35** **Nicolas Baptiste** R FA RACING  
Formula Alpine

Nr.	In Day Time	In Time	Out Time	Pit Time	T. Pit Time	Handicap	Penalty
1	14:29:25.985	14:29:25.985	14:42:21.039	12:55.054	12:55.054		
2	14:55:24.076	14:55:24.076	14:59:35.594	4:11.518	17:06.572		

**42** **Laurens Van Hoepen** R ART GRAND PRIX  
Formula Alpine

Nr.	In Day Time	In Time	Out Time	Pit Time	T. Pit Time	Handicap	Penalty
1	14:33:33.326	14:33:33.326	14:42:43.352	9:10.026	9:10.026		
2	14:53:53.738	14:53:53.738	14:59:19.067	5:25.329	14:35.355		

**46** **Gabriele Mini** ART GRAND PRIX  
Formula Alpine

Nr.	In Day Time	In Time	Out Time	Pit Time	T. Pit Time	Handicap	Penalty
1	14:33:38.052	14:33:38.052	14:42:34.063	8:56.011	8:56.011		
2	14:53:51.846	14:53:51.846	14:59:20.299	5:28.453	14:24.464		

**55** **Pietro Delli Guanti** RPM  
Formula Alpine

Nr.	In Day Time	In Time	Out Time	Pit Time	T. Pit Time	Handicap	Penalty
1	14:30:35.353	14:30:35.353	14:42:40.913	12:05.560	12:05.560		
2	14:55:50.560	14:55:50.560	15:00:22.498	4:31.938	16:37.498		

**58** **Sebastian Montoya** R PREMA RACING  
Formula Alpine

Nr.	In Day Time	In Time	Out Time	Pit Time	T. Pit Time	Handicap	Penalty
1	14:13:50.832	14:13:50.832	14:14:14.779	23.947	23.947		
2	14:16:10.701	14:16:10.701	14:16:36.785	26.084	50.031		
3	14:33:38.821	14:33:38.821	14:42:03.382	8:24.561	9:14.592		
4	14:54:53.094	14:54:53.094	14:59:56.382	5:03.288	14:17.880		

**64** **Mari Boya** ART GRAND PRIX  
Formula Alpine

Nr.	In Day Time	In Time	Out Time	Pit Time	T. Pit Time	Handicap	Penalty
1	14:33:31.349	14:33:31.349	14:42:36.739	9:05.390	9:05.390		
2	14:53:56.056	14:53:56.056	14:59:17.853	5:21.797	14:27.187		

**65** **Owen Tangavelou** R RPM  
Formula Alpine

Nr.	In Day Time	In Time	Out Time	Pit Time	T. Pit Time	Handicap	Penalty
1	14:32:01.969	14:32:01.969	14:44:22.546	12:20.577	12:20.577		
2	14:55:54.060	14:55:54.060	15:00:03.907	4:09.847	16:30.424		

**68** **Santiago Ramos** R KIC MOTORSPORT  
Formula Alpine

Nr.	In Day Time	In Time	Out Time	Pit Time	T. Pit Time	Handicap	Penalty
1	14:27:25.369	14:27:25.369	14:31:45.316	4:19.947	4:19.947		
2	14:38:38.592	14:38:38.592	14:43:28.926	4:50.334	9:10.281		
3	14:54:49.487	14:54:49.487	14:59:31.810	4:42.323	13:52.604		

**70** **Tim Tramnitz** R TRIDENT  
Formula Alpine

Nr.	In Day Time	In Time	Out Time	Pit Time	T. Pit Time	Handicap	Penalty
1	14:14:57.351	14:14:57.351	14:16:52.788	1:55.437	1:55.437		
2	14:38:47.995	14:38:47.995	14:44:30.537	5:42.542	7:37.979		
3	14:54:09.578	14:54:09.578	14:59:21.420	5:11.842	12:49.821		

**72** **Leonardo Fornaroli** R TRIDENT  
Formula Alpine

Nr.	In Day Time	In Time	Out Time	Pit Time	T. Pit Time	Handicap	Penalty
1	14:13:16.644	14:13:16.644	14:16:56.837	3:40.193	3:40.193		
2	14:38:51.898	14:38:51.898	14:44:46.487	5:54.589	9:34.782		
3	14:54:28.126	14:54:28.126	14:59:24.505	4:56.379	14:31.161		

**75** **Andrea Rosso** RPM  
Formula Alpine

Nr.	In Day Time	In Time	Out Time	Pit Time	T. Pit Time	Handicap	Penalty
1	14:22:56.693	14:22:56.693	14:41:16.860	18:20.167	18:20.167		
2	14:54:42.988	14:54:42.988	14:59:34.634	4:51.646	23:11.813		

**77** **Francesco Braschi** R MP MOTORSPORT  
Formula Alpine

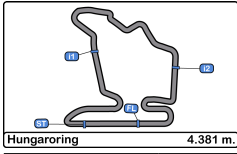
Nr.	In Day Time	In Time	Out Time	Pit Time	T. Pit Time	Handicap	Penalty
1	14:31:27.910	14:31:27.910	14:43:14.116	11:46.206	11:46.206		
2	14:54:21.121	14:54:21.121	14:59:47.560	5:26.439	17:12.645		

**85** **Gabriel Bortoleto** R-ACE GP  
Formula Alpine

Nr.	In Day Time	In Time	Out Time	Pit Time	T. Pit Time	Handicap	Penalty
1	14:13:02.536	14:13:02.536	14:13:34.650	32.114	32.114		
2	14:15:30.956	14:15:30.956	14:16:43.421	1:12.465	1:44.579		
3	14:53:13.777	14:53:13.777	14:59:26.258	6:12.481	7:57.060		

**88** **Hamda Al Qubaisi** PREMA RACING  
Formula Alpine

Nr.	In Day Time	In Time	Out Time	Pit Time	T. Pit Time	Handicap	Penalty
1	14:29:53.565	14:29:53.565	14:39:41.716	9:48.151	9:48.151		
2	14:54:37.417	14:54:37.417	15:00:16.480	5:39.063	15:27.214		



## Hungaroring

## Formula Regional Championship by Alpine

## Collective Test 2

## Pit Stop Analysis

Hungaroring 4.381 m.

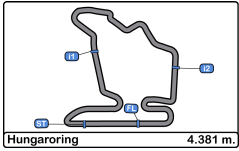
91

Eduardo Barrichello

ARDEN

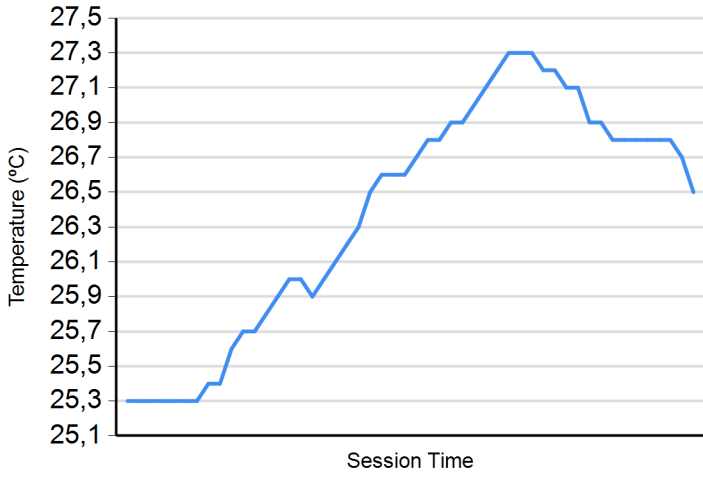
Formula Alpine

Nr.	In Day Time	In Time	Out Time	Pit Time	T. Pit Time	Handicap	Penalty
1	14:31:20.494	14:31:20.494	14:43:21.551	12:01.057	12:01.057		
2	14:54:40.630	14:54:40.630	14:59:50.981	5:10.351	17:11.408		

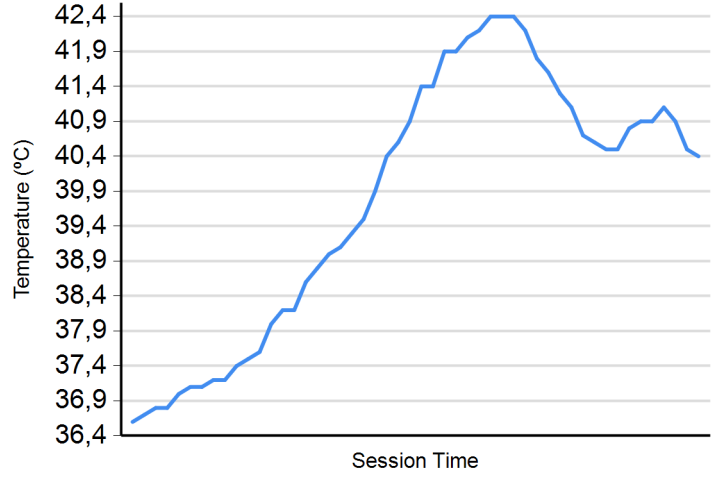


**Hungaroring**  
**Formula Regional Championship by Alpine**  
**Collective Test 2**  
**Weather Report**

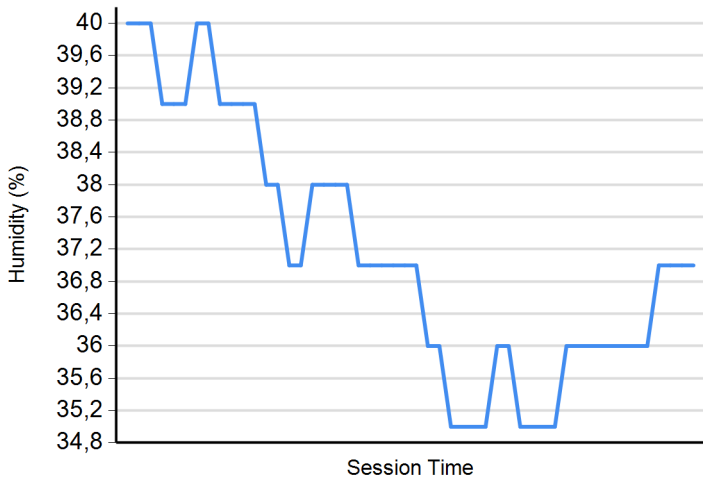
**Air Temperature**



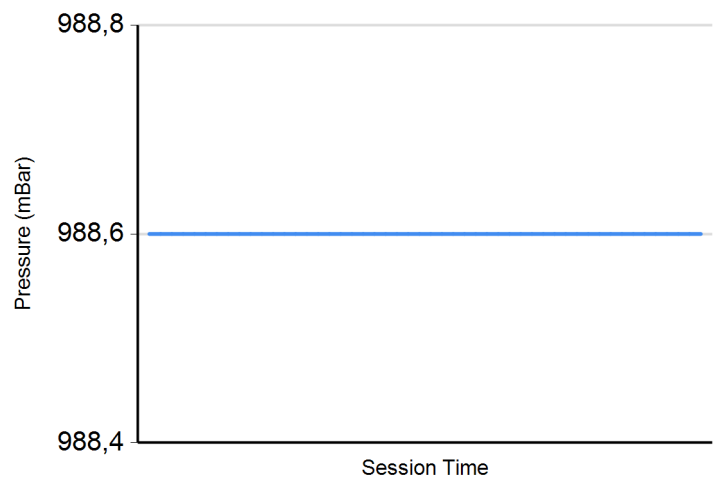
**Track Temperature**



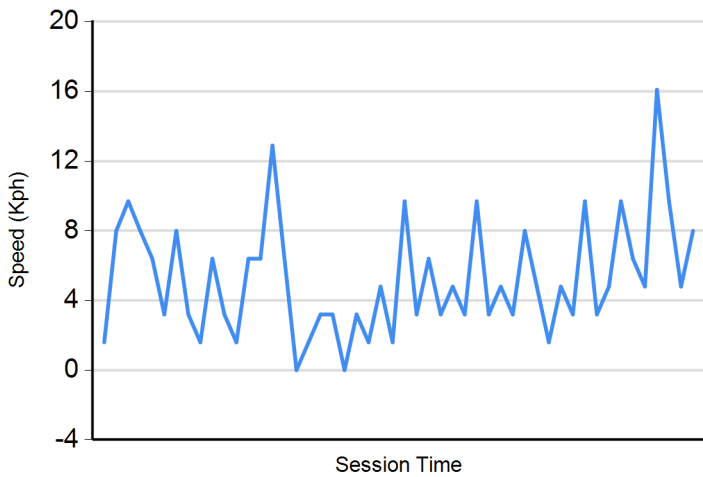
**Humidity**



**Pressure**

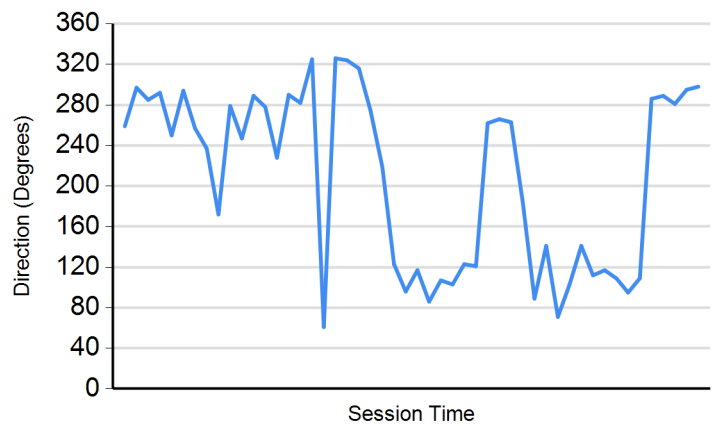


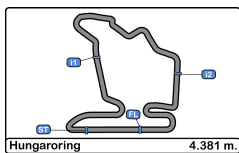
**Wind Speed**



**Wind direction**

North = 0°/360° Est = 90° South = 180° West = 270°





# Hungaroring

## Formula Regional Championship by Alpine

### Collective Test 1 - 2

#### Combined Results

Cls	Nº	Driver	Nat	Cat	Clas	Team	Nat	Vehicle	Laps	CT1	CT2	Best	Gap	Interval	Km/h				
1	9	Esteban Masson		FRA	R	1	FA RACING		ESP	Formula Alpine	36	1:40.012	16	<b>1:39.419</b>	14	<b>1:39.419</b>			158.6
2	46	Gabriele Mini		ITA			ART GRAND PRIX		FRA	Formula Alpine	38	<b>1:39.472</b>	17	1:39.670	7	<b>1:39.472</b>	0.053	0.053	158.5
3	17			FRA	R	2			NLD	Formula Alpine	36	1:40.068	14	<b>1:39.533</b>	18	<b>1:39.533</b>	0.114	0.061	158.4
4	26	Hadrien David		FRA					FRA	Formula Alpine	42	<b>1:39.670</b>	17	1:40.126	5	<b>1:39.670</b>	0.251	0.137	158.2
5	27	Kas Haverkort		NLD			VAN AMERSFOORT RACING		NLD	Formula Alpine	41	1:39.846	17	<b>1:39.676</b>	18	<b>1:39.676</b>	0.257	0.006	158.2
6	10	Joshua Durksen		NLD	R	3			GBR	Formula Alpine	36	1:39.790	17	<b>1:39.702</b>	10	<b>1:39.702</b>	0.283	0.026	158.1
7	55	Pietro Delli Guanti		ITA			RPM		ITA	Formula Alpine	35	<b>1:39.715</b>	14	1:39.952	5	<b>1:39.715</b>	0.296	0.013	158.1
8	3	Paul Aron		ITA			PREMA RACING		ITA	Formula Alpine	39	<b>1:39.739</b>	15	1:39.976	6	<b>1:39.739</b>	0.320	0.024	158.1
9	4	Roman Bilinski		GBR	R	4			ITA	Formula Alpine	43	1:39.905	18	<b>1:39.901</b>	19	<b>1:39.901</b>	0.482	0.162	157.8
10	91	Eduardo Barrichello		BRA					GBR	Formula Alpine	35	1:40.616	16	<b>1:39.905</b>	6	<b>1:39.905</b>	0.486	0.004	157.8
11	42	Laurens Van Hoepen		NLD	R	5	ART GRAND PRIX		FRA	Formula Alpine	38	1:40.007	19	<b>1:39.936</b>	18	<b>1:39.936</b>	0.517	0.031	157.8
12	18	Dino Beganovic		SWE			PREMA RACING		ITA	Formula Alpine	38	<b>1:39.953</b>	17	1:40.211	6	<b>1:39.953</b>	0.534	0.017	157.7
13	85	Gabriel Bortoleto		BRA					FRA	Formula Alpine	42	<b>1:39.958</b>	19	1:40.551	6	<b>1:39.958</b>	0.539	0.005	157.7
14	70	Tim Tramnitz		DEU	R	6	TRIDENT		ITA	Formula Alpine	42	<b>1:39.977</b>	19	1:40.257	6	<b>1:39.977</b>	0.558	0.019	157.7
15	13	Joshua Dufek		CHE	R	7	VAN AMERSFOORT RACING		NLD	Formula Alpine	39	1:40.082	20	<b>1:40.001</b>	18	<b>1:40.001</b>	0.582	0.024	157.7
16	5	Maceo Capietto		FRA	R	8	MONOLITE RACING		ITA	Formula Alpine	45	1:40.359	18	<b>1:40.016</b>	18	<b>1:40.016</b>	0.597	0.015	157.6
17	12	Victor Bernier		FRA	R	9	FA RACING		ESP	Formula Alpine	37	1:40.325	17	<b>1:40.049</b>	14	<b>1:40.049</b>	0.630	0.033	157.6
18	72	Leonardo Fornaroli		ITA	R	10	TRIDENT		ITA	Formula Alpine	42	<b>1:40.051</b>	18	1:40.106	5	<b>1:40.051</b>	0.632	0.002	157.6
19	64	Mari Boya		ESP			ART GRAND PRIX		FRA	Formula Alpine	37	<b>1:40.057</b>	17	1:40.269	17	<b>1:40.057</b>	0.638	0.006	157.6
20	58	Sebastian Montoya		COL	R	11	PREMA RACING		ITA	Formula Alpine	39	<b>1:40.119</b>	18	1:40.739	17	<b>1:40.119</b>	0.700	0.062	157.5
21	8	Matias Zagazeta		PER	R	12	G4 RACING		CHE	Formula Alpine	40	1:40.223	19	<b>1:40.149</b>	17	<b>1:40.149</b>	0.730	0.030	157.4
22	16	Lorenzo Fluxa		ESP					FRA	Formula Alpine	42	<b>1:40.239</b>	7	1:40.475	10	<b>1:40.239</b>	0.820	0.090	157.3
23	19	Noel Leon		MEX	R	13			GBR	Formula Alpine	36	1:40.568	17	<b>1:40.244</b>	6	<b>1:40.244</b>	0.825	0.005	157.3
24	65	Owen Tangavelou		FRA	R	14	RPM		ITA	Formula Alpine	35	1:40.408	14	<b>1:40.352</b>	14	<b>1:40.352</b>	0.933	0.108	157.1
25	75	Andrea Rosso		ITA			RPM		ITA	Formula Alpine	35	<b>1:40.372</b>	14	1:40.385	4	<b>1:40.372</b>	0.953	0.020	157.1
26	11	Levente Revesz		HUN			VAN AMERSFOORT RACING		NLD	Formula Alpine	42	<b>1:40.438</b>	9	1:40.748	10	<b>1:40.438</b>	1.019	0.066	157.0
27	68	Santiago Ramos		MEX	R	15	KIC MOTORSPORT		FIN	Formula Alpine	39	<b>1:40.475</b>	18	1:40.651	7	<b>1:40.475</b>	1.056	0.037	156.9
28	77	Francesco Braschi		ITA	R	16			NLD	Formula Alpine	36	1:41.040	15	<b>1:40.572</b>	6	<b>1:40.572</b>	1.153	0.097	156.8
29	21	Piotr Wisnicki		POL	R	17	KIC MOTORSPORT		FIN	Formula Alpine	35	<b>1:40.599</b>	19	1:40.632	7	<b>1:40.599</b>	1.180	0.027	156.7
30	6	Pietro Armani		ITA	R	18	MONOLITE RACING		ITA	Formula Alpine	38	<b>1:40.602</b>	19	1:40.643	15	<b>1:40.602</b>	1.183	0.003	156.7
31	7	Axel Gnos		CHE			G4 RACING		CHE	Formula Alpine	39	1:41.123	16	<b>1:41.070</b>	18	<b>1:41.070</b>	1.651	0.468	156.0
32	88	Hamda Al Qubaisi		ARE			PREMA RACING		ITA	Formula Alpine	37	1:41.364	19	<b>1:41.129</b>	5	<b>1:41.129</b>	1.710	0.059	155.9
33	35	Nicolas Baptiste		COL	R	19	FA RACING		ESP	Formula Alpine	40	<b>1:41.276</b>	23	1:41.511	15	<b>1:41.276</b>	1.857	0.147	155.7

#### \* PENALIZACIONES

CARS #4 - #7 - #9 - #10 - #11 - #12 - #17 - #26 - #42 - #46 - #58 - #64 - #65 - #70 - #75 - #85 SOME LAP TIMES DELETED DUE TO TRACK LIMITS

CARS #6 - #9 - #12 - #16 - #26 - #46 - #64 - #68 - #72 - #85 - #88 SOME LAP TIMES DELETED DUE TO TRACK LIMITS

Published at:.....

<b>Stewards:</b>	<b>Race Director:</b>	<b>Timekeeper:</b>  JOB/I-0030-ESP
------------------	-----------------------	--

