

Red Bull Ring
Formula Regional Championship by Alpine
Collective Test 2
Provisional Results

Red Bull Ring 4.318 m.

Clas	Nº	Driver	Nat	Cat	Clas	Team	Nat	Vehicle	Laps	Best	Time	Gap	Interval	Km/h
1	46	Gabriele Mini	ITA			ART GRAND PRIX	FRA	Formula Alpine	24	23	1:38.962			157.0
2	64	Esteban Masson	FRA	R	1	ART GRAND PRIX	FRA	Formula Alpine	21	20	1:39.605	0.643	0.643	156.0
3	19	Noel Leon	MEX	R	2	ARDEN	GBR	Formula Alpine	25	24	1:39.690	0.728	0.085	155.9
4	70	Tim Tramnitz	DEU	R	3	TRIDENT	ITA	Formula Alpine	22	20	1:39.715	0.753	0.025	155.8
5	10	Joshua Durksen	PRY	R	4	ARDEN	GBR	Formula Alpine	21	20	1:39.775	0.813	0.060	155.7
6	58	Sebastian Montoya	COL	R	5	PREMA RACING	ITA	Formula Alpine	21	20	1:39.820	0.858	0.045	155.7
7	17	Sami Meguetounif	FRA	R	6	MP MOTORSPORT	NLD	Formula Alpine	21	20	1:39.831	0.869	0.011	155.7
8	85	Gabriel Bortoleto	BRA			R-ACE GP	FRA	Formula Alpine	20	19	1:39.843	0.881	0.012	155.6
9	30	Mari Boya	ESP			MP MOTORSPORT	NLD	Formula Alpine	18	17	1:39.886	0.924	0.043	155.6
10	13	Joshua Dufek	CHE	R	7	VAN AMERSFOORT RACING	NLD	Formula Alpine	23	22	1:39.907	0.945	0.021	155.5
11	3	Paul Aron	EST			PREMA RACING	ITA	Formula Alpine	22	21	1:40.076	1.114	0.169	155.3
12	72	Leonardo Fornaroli	ITA	R	8	TRIDENT	ITA	Formula Alpine	19	18	1:40.076	1.114	0.000	155.3
13	5	Maceo Capietto	FRA	R	9	MONOLITE RACING	ITA	Formula Alpine	20	19	1:40.120	1.158	0.044	155.2
14	91	Eduardo Barrichello	BRA			ARDEN	GBR	Formula Alpine	25	21	1:40.184	1.222	0.064	155.1
15	65	Owen Tangavelou	FRA	R	10	RPM	ITA	Formula Alpine	20	17	1:40.238	1.276	0.054	155.0
16	27	Kas Haverkort	NLD			VAN AMERSFOORT RACING	NLD	Formula Alpine	22	17	1:40.271	1.309	0.033	155.0
17	77	Dilano Van 'T Hoff	NLD			MP MOTORSPORT	NLD	Formula Alpine	19	16	1:40.363	1.401	0.092	154.8
18	18	Dino Beganovic	SWE			PREMA RACING	ITA	Formula Alpine	24	23	1:40.407	1.445	0.044	154.8
19	11	Levente Revesz	HUN			VAN AMERSFOORT RACING	NLD	Formula Alpine	24	21	1:40.480	1.518	0.073	154.7
20	42	Laurens Van Hoepen	NLD	R	11	ART GRAND PRIX	FRA	Formula Alpine	24	22	1:40.491	1.529	0.011	154.6
21	8	Matias Zagazeta	PER	R	12	G4 RACING	CHE	Formula Alpine	23	22	1:40.505	1.543	0.014	154.6
22	4	Roman Bilinski	POL	R	13	TRIDENT	ITA	Formula Alpine	22	19	1:40.587	1.625	0.082	154.5
23	26	Hadrien David	FRA			R-ACE GP	FRA	Formula Alpine	19	17	1:40.605	1.643	0.018	154.5
24	68	Santiago Ramos	MEX	R	14	KIC MOTORSPORT	FIN	Formula Alpine	21	16	1:40.637	1.675	0.032	154.4
25	35	Nicolas Baptiste	COL	R	15	FA RACING	ESP	Formula Alpine	23	21	1:40.654	1.692	0.017	154.4
26	16	Lorenzo Fluxa	ESP			R-ACE GP	FRA	Formula Alpine	21	19	1:40.661	1.699	0.007	154.4
27	12	Victor Bernier	FRA	R	16	FA RACING	ESP	Formula Alpine	22	18	1:40.709	1.747	0.048	154.3
28	55	Pierre-Louis Chovet	FRA			RPM	ITA	Formula Alpine	19	16	1:40.726	1.764	0.017	154.3
29	9	Francesco Braschi	ITA	R	17	FA RACING	ESP	Formula Alpine	20	19	1:40.747	1.785	0.021	154.2
30	6	Pietro Armani	ITA	R	18	MONOLITE RACING	ITA	Formula Alpine	20	19	1:40.855	1.893	0.108	154.1
31	21	Piotr Wisnicki	POL	R	19	KIC MOTORSPORT	FIN	Formula Alpine	21	20	1:40.908	1.946	0.053	154.0
32	28	Sebastian Ogaard	DNK			KIC MOTORSPORT	FIN	Formula Alpine	20	16	1:41.047	2.085	0.139	153.8
33	24	Nicola Marinangelli	ITA			MONOLITE RACING	ITA	Formula Alpine	18	17	1:41.101	2.139	0.054	153.7
34	7	Gillian Henrion	FRA			G4 RACING	CHE	Formula Alpine	21	20	1:42.224	3.262	1.123	152.0
35	88	Hamda Al Qubaisi	ARE			PREMA RACING	ITA	Formula Alpine	23	19	1:43.148	4.186	0.924	150.7
36	22	Tereza Babickova	CZE			G4 RACING	CHE	Formula Alpine	20	18	1:44.355	5.393	1.207	148.9

* PENALTIES

CARS #12- #16- #17- #18- #24- #30- #35- #42- #58- #72- SOME LAP TIMES DELETED DUE TO TRACK LIMITS


Published at:.....

Track Temp: 16.5 °C Air Temp: 13.8 °C Humidity: 90 % Track Status: WET

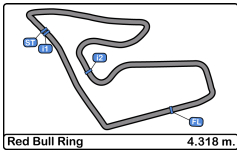
Stewards:

Race Director:

Timekeeper:



Luis Angel Garcia Nunez
JOB/I-0030-ESP



Red Bull Ring
Formula Regional Championship by Alpine
Collective Test 2
Provisional Results by Category

Clas	Nº	Driver	Nat	Cat	Clas	Team	Nat	Vehicle	Laps	Best	Time	Gap	Interval	Km/h
1	46	Gabriele Mini	ITA			ART GRAND PRIX	FRA	Formula Alpine	24	23	1:38.962			157.0
2	85	Gabriel Bortoleto	BRA			R-ACE GP	FRA	Formula Alpine	20	19	1:39.843	0.881	0.881	155.6
3	30	Mari Boya	ESP			MP MOTORSPORT	NLD	Formula Alpine	18	17	1:39.886	0.924	0.043	155.6
4	3	Paul Aron	EST			PREMA RACING	ITA	Formula Alpine	22	21	1:40.076	1.114	0.190	155.3
5	91	Eduardo Barrichello	BRA			ARDEN	GBR	Formula Alpine	25	21	1:40.184	1.222	0.108	155.1
6	27	Kas Haverkort	NLD			VAN AMERSFOORT RACING	NLD	Formula Alpine	22	17	1:40.271	1.309	0.087	155.0
7	77	Dilano Van 'T Hoff	NLD			MP MOTORSPORT	NLD	Formula Alpine	19	16	1:40.363	1.401	0.092	154.8
8	18	Dino Beganovic	SWE			PREMA RACING	ITA	Formula Alpine	24	23	1:40.407	1.445	0.044	154.8
9	11	Levente Revesz	HUN			VAN AMERSFOORT RACING	NLD	Formula Alpine	24	21	1:40.480	1.518	0.073	154.7
10	26	Hadrien David	FRA			R-ACE GP	FRA	Formula Alpine	19	17	1:40.605	1.643	0.125	154.5
11	16	Lorenzo Fluxa	ESP			R-ACE GP	FRA	Formula Alpine	21	19	1:40.661	1.699	0.056	154.4
12	55	Pierre-Louis Chovet	FRA			RPM	ITA	Formula Alpine	19	16	1:40.726	1.764	0.065	154.3
13	28	Sebastian Ogaard	DNK			KIC MOTORSPORT	FIN	Formula Alpine	20	16	1:41.047	2.085	0.321	153.8
14	24	Nicola Marinangelli	ITA			MONOLITE RACING	ITA	Formula Alpine	18	17	1:41.101	2.139	0.054	153.7
15	7	Gillian Henrion	FRA			G4 RACING	CHE	Formula Alpine	21	20	1:42.224	3.262	1.123	152.0
16	88	Hamda Al Qubaisi	UAE			PREMA RACING	ITA	Formula Alpine	23	19	1:43.148	4.186	0.924	150.7
17	22	Tereza Babickova	CZE			G4 RACING	CHE	Formula Alpine	20	18	1:44.355	5.393	1.207	148.9

Rookie

1	64	Esteban Masson	FRA	R	1	ART GRAND PRIX	FRA	Formula Alpine	21	20	1:39.605			156.0
2	19	Noel Leon	MEX	R	2	ARDEN	GBR	Formula Alpine	25	24	1:39.690	0.085	0.085	155.9
3	70	Tim Tramnitz	DEU	R	3	TRIDENT	ITA	Formula Alpine	22	20	1:39.715	0.110	0.025	155.8
4	10	Joshua Durksen	GBR	R	4	ARDEN	GBR	Formula Alpine	21	20	1:39.775	0.170	0.060	155.7
5	58	Sebastian Montoya	COL	R	5	PREMA RACING	ITA	Formula Alpine	21	20	1:39.820	0.215	0.045	155.7
6	17	Sami Meguetounif	FRA	R	6	MP MOTORSPORT	NLD	Formula Alpine	21	20	1:39.831	0.226	0.011	155.7
7	13	Joshua Dufek	CHE	R	7	VAN AMERSFOORT RACING	NLD	Formula Alpine	23	22	1:39.907	0.302	0.076	155.5
8	72	Leonardo Fornaroli	ITA	R	8	TRIDENT	ITA	Formula Alpine	19	18	1:40.076	0.471	0.169	155.3
9	5	Maceo Capietto	FRA	R	9	MONOLITE RACING	ITA	Formula Alpine	20	19	1:40.120	0.515	0.044	155.2
10	65	Owen Tangavelou	FRA	R	10	RPM	ITA	Formula Alpine	20	17	1:40.238	0.633	0.118	155.0
11	42	Laurens Van Hoepen	NLD	R	11	ART GRAND PRIX	FRA	Formula Alpine	24	22	1:40.491	0.886	0.253	154.6
12	8	Matias Zagazeta	PER	R	12	G4 RACING	CHE	Formula Alpine	23	22	1:40.505	0.900	0.014	154.6
13	4	Roman Bilinski	POL	R	13	TRIDENT	ITA	Formula Alpine	22	19	1:40.587	0.982	0.082	154.5
14	68	Santiago Ramos	MEX	R	14	KIC MOTORSPORT	FIN	Formula Alpine	21	16	1:40.637	1.032	0.050	154.4
15	35	Nicolas Baptiste	COL	R	15	FA RACING	ESP	Formula Alpine	23	21	1:40.654	1.049	0.017	154.4
16	12	Victor Bernier	FRA	R	16	FA RACING	ESP	Formula Alpine	22	18	1:40.709	1.104	0.055	154.3
17	9	Francesco Braschi	ITA	R	17	FA RACING	ESP	Formula Alpine	20	19	1:40.747	1.142	0.038	154.2
18	6	Pietro Armani	ITA	R	18	MONOLITE RACING	ITA	Formula Alpine	20	19	1:40.855	1.250	0.108	154.1
19	21	Piotr Wisnicki	POL	R	19	KIC MOTORSPORT	FIN	Formula Alpine	21	20	1:40.908	1.303	0.053	154.0

* PENALTIES

CARS #12- #16- #17- #18- #24- #30- #35- #42- #58- #72- SOME LAP TIMES DELETED DUE TO TRACK LIMITS

Published at:.....

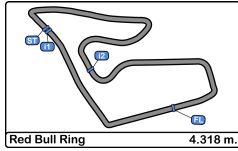
Track Temp: 16.5 °C Air Temp: 13.8 °C Humidity: 90 % Track Status: WET

Stewards:

Race Director:

Timekeeper:

Luis Angel Garcia Nunez
JOB/I-0030-ESP



Red Bull Ring
Formula Regional Championship by Alpine
Collective Test 2
Lap Analysis

3

Paul Aron

Formula Alpine

5

Maceo Capietto

Formula Alpine

PREMA RACING

Rookie

MONOLITE RACING

Lap	D	Time	Sector 1	Sector 2	Sector 3	T. Spd	Elapsed	Lap	D	Time	Sector 1	Sector 2	Sector 3	T. Spd	Elapsed
1		16:24:02.012	16:22:36.672	49.434	35.906	158.5	16:24:02.012	1		16:24:57.258	16:23:23.438	59.136	34.684	144.9	16:24:57.258
2		1:48.944	26.173	48.948	33.823	185.2	16:25:50.956	2		1:52.051	26.764	49.935	35.352	190.8	16:26:49.309
3		1:46.341	26.191	46.848	33.302	196.3	16:27:37.297	3		1:55.431 P	26.715	47.627	41.089	167.7	16:28:44.740
4		1:45.860	26.128	46.606	33.126	193.2	16:29:23.157	4		1:44:48.220	13:24.207	48.083	35.930	184.3	16:43:32.960
5		1:45.492	26.016	46.180	33.296	199.2	16:31:08.649	5		1:43.500	25.802	45.461	32.237	212.1	16:45:16.460
6		2:04.412 P	27.875	51.990	44.547	143.4	16:33:13.061	6		1:49.168	25.514	49.700	33.954	211.7	16:47:05.628
7		8:53.748	7:34.456	46.051	33.241	199.2	16:42:06.809	7		1:42.076	25.170	45.148	31.758	219.5	16:48:47.704
8		1:43.554	25.523	45.499	32.532	213.0	16:43:50.363	8		1:42.363	25.318	44.959	32.086	216.0	16:50:30.067
9		1:46.239	25.434	47.335	33.470	218.1	16:45:36.602	9		1:42.301	24.987	44.986	32.328	217.3	16:52:12.368
10		1:43.932	25.320	45.622	32.990	216.4	16:47:20.534	10		1:42.293	24.893	45.125	32.275	223.6	16:53:54.661
11		1:49.392 P	25.602	45.319	38.471	216.8	16:49:09.926	11		1:41.214	24.877	44.738	31.599	223.1	16:55:35.875
12		5:24.900	4:07.615	45.604	31.681	204.1	16:54:34.826	12		1:40.700	24.965	44.408	31.327	219.0	16:57:16.575
13		1:42.115	25.306	45.501	31.308	216.8	16:56:16.941	13		1:47.072 P	24.967	44.376	37.729	218.1	16:59:03.647
14		2:18.599 P	25.044	1:11.040	42.515	221.3	16:58:35.540	14		5:48.086	4:22.096	47.210	38.780	210.5	17:04:51.733
15		3:58.964	2:42.755	45.116	31.093	214.7	17:02:34.504	15		1:40.627	24.883	44.136	31.608	219.9	17:06:32.360
16		1:40.218	25.073	44.076	31.069	218.1	17:04:14.722	16		1:40.540	25.004	44.134	31.402	219.5	17:08:12.900
17		1:40.161	25.009	44.248	30.904	218.6	17:05:54.883	17		1:40.176	24.797	44.087	31.292	225.4	17:09:53.076
18		1:47.793	24.948	49.699	33.146	218.6	17:07:42.676	18		1:40.288	24.779	44.092	31.417	225.0	17:11:33.364
19		1:40.244	24.792	44.418	31.034	223.6	17:09:22.920	19		1:40.120	24.735	44.082	31.303	225.0	17:13:13.484
20		1:40.099	24.796	44.255	31.048	224.0	17:11:03.019	20		1:52.975 P	24.753	45.433	42.789	222.2	17:15:06.459
21		1:40.076	24.989	44.217	30.870	222.6	17:12:43.095								
22		1:50.815 P	24.824	44.187	41.804	224.5	17:14:33.910								

4

Roman Bilinski

Formula Alpine

Pietro Armanni

Formula Alpine

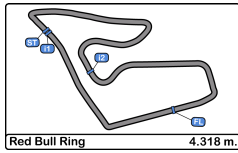
Rookie

TRIDENT

Rookie

MONOLITE RACING

Lap	D	Time	Sector 1	Sector 2	Sector 3	T. Spd	Elapsed	Lap	D	Time	Sector 1	Sector 2	Sector 3	T. Spd	Elapsed
1		16:24:20.463	16:22:49.913	54.885	35.665	154.5	16:24:20.463	1		16:25:01.000	16:23:26.854	56.335	37.811	162.1	16:25:01.000
2		1:57.916 P	27.554	49.485	40.877	174.1	16:26:18.379	2		2:05.763 P	28.620	52.084	45.059	160.4	16:27:06.763
3		5:06.611	3:43.684	49.042	33.885	181.5	16:31:24.990	3		5:04.870 P	3:28.199	51.390	45.281	173.9	16:32:11.633
4		2:04.182 P	27.536	53.974	42.672	139.7	16:33:29.172	4		10:40.204	9:14.849	49.958	35.397	170.3	16:42:51.837
5		9:01.013	7:37.348	49.695	33.970	171.1	16:42:30.185	5		1:50.859	26.564	47.032	37.263	206.8	16:44:42.696
6		1:46.081	26.390	47.151	32.540	199.6	16:44:16.266	6		1:45.778	25.728	47.628	32.422	210.5	16:46:28.474
7		1:43.993	25.844	45.931	32.218	210.9	16:46:00.259	7		1:43.984	25.603	45.918	32.463	212.1	16:48:12.458
8		1:43.331	25.509	45.824	31.998	211.7	16:47:43.590	8		1:43.130	25.622	45.439	32.069	212.5	16:49:55.588
9		1:42.731	25.341	45.474	31.916	214.7	16:49:26.321	9		1:42.962	25.471	45.374	32.117	214.7	16:51:38.550
10		1:43.020	25.275	45.568	32.177	213.8	16:51:09.341	10		1:42.357	25.256	45.203	31.898	215.5	16:53:20.907
11		1:42.789	25.685	45.401	31.703	214.7	16:52:52.130	11		1:41.817	25.026	44.813	31.978	216.4	16:55:02.724
12		1:42.280	25.218	45.357	31.705	216.0	16:54:34.410	12		1:42.704	25.084	45.721	31.899	215.1	16:56:45.428
13		2:00.861 P	25.148	57.300	38.413	215.1	16:56:35.271	13		2:08.809 P	25.210	1:01.200	42.399	216.4	16:58:54.237
14		4:51.720	3:35.128	45.229	31.363	211.7	17:01:26.991	14		5:04.360	3:36.767	53.843	33.750	210.1	17:03:58.597
15		1:41.227	25.031	44.814	31.382	215.5	17:03:08.218	15		1:41.893	25.134	45.314	31.445	218.1	17:05:40.490
16		1:40.789	24.938	44.535	31.316	218.1	17:04:49.007	16		1:41.571	24.838	44.904	31.829	218.1	17:07:22.061
17		1:40.602	24.664	44.753	31.185	223.1	17:06:29.609	17		1:41.320	24.999	44.691	31.630	217.3	17:09:03.381
18		1:40.938	24.744	44.839	31.355	222.6	17:08:10.547	18		1:44.115	25.246	45.529	33.340	202.6	17:10:47.496
19		1:40.587	24.786	44.449	31.352	222.2	17:09:51.134	19		1:40.855	24.730	44.692	31.433	219.5	17:12:28.351
20		1:40.681	24.757	44.483	31.441	223.6	17:11:31.815	20		1:57.236 P	26.728	48.259	42.249	212.1	17:14:25.587
21		1:40.813	24.741	44.694	31.378	222.6	17:13:12.628								
22		1:52.919 P	25.139	45.383	42.397	218.6	17:15:05.547								



Red Bull Ring
Formula Regional Championship by Alpine
Collective Test 2
Lap Analysis

7

Gillian Henrion

Formula Alpine

9

Francesco Braschi

Formula Alpine

G4 RACING

Rookie

FA RACING

Lap	D	Time	Sector 1	Sector 2	Sector 3	T. Spd	Elapsed	Lap	D	Time	Sector 1	Sector 2	Sector 3	T. Spd	Elapsed
1		16:24:47.673	16:23:10.907	58.572	38.194	132.0	16:24:47.673	1		16:24:36.463	16:23:03.141	57.982	35.340	130.4	16:24:36.463
2		2:08.946	33.100	58.709	37.137	134.4	16:26:56.619	2		2:03.730 P	30.102	52.263	41.365	152.5	16:26:40.193
3		1:55.202	27.934	51.961	35.307	156.9	16:28:51.821	3		4:08.340	2:40.215	53.443	34.682	168.4	16:30:48.533
4		2:01.049 P	27.489	49.709	43.851	177.3	16:30:52.870	4		2:05.548 P	28.275	54.181	43.092	148.5	16:32:54.081
5		12:50.570	11:21.423	52.878	36.269	160.0	16:43:43.440	5		9:49.012	8:23.560	50.835	34.617	147.9	16:42:43.093
6		1:52.776	28.681	49.545	34.550	172.2	16:45:36.216	6		1:51.810	26.989	50.791	34.030	172.2	16:44:34.903
7		1:54.158	27.077	51.852	35.229	178.2	16:47:30.374	7		1:44.966	25.868	46.576	32.522	212.5	16:46:19.869
8		1:48.642	27.050	47.803	33.789	191.4	16:49:19.016	8		1:44.092	25.692	45.715	32.685	216.0	16:48:03.961
9		1:50.082	29.814	47.147	33.121	194.2	16:51:09.098	9		1:43.123	25.119	45.672	32.332	219.0	16:49:47.084
10		1:47.745	26.408	48.775	32.562	188.1	16:52:56.843	10		1:42.231	25.187	45.530	31.514	220.4	16:51:29.315
11		1:43.845	25.658	46.103	32.084	212.5	16:54:40.688	11		1:44.737	25.341	46.782	32.614	216.8	16:53:14.052
12		1:45.438	25.642	47.122	32.674	213.4	16:56:26.126	12		1:42.000	25.204	44.887	31.909	220.8	16:54:56.052
13		1:43.526	25.514	45.910	32.102	213.8	16:58:09.652	13		1:41.344	25.158	44.656	31.530	221.7	16:56:37.396
14		1:43.200	25.635	45.673	31.892	215.5	16:59:52.852	14		1:46.324 P	25.118	44.968	36.238	218.1	16:58:23.720
15		1:43.630	25.448	46.191	31.991	216.0	17:01:36.482	15		6:56.230	5:36.020	47.021	33.189	214.2	17:05:19.950
16		1:50.566 P	25.567	46.255	38.744	214.2	17:03:27.048	16		1:42.115	25.252	45.028	31.835	221.7	17:07:02.065
17		4:00.012	2:39.458	47.361	33.193	211.7	17:07:27.060	17		1:41.484	25.397	44.864	31.223	222.2	17:08:43.549
18		1:43.668	25.539	46.307	31.822	207.6	17:09:10.728	18		1:41.040	25.038	44.940	31.062	222.6	17:10:24.589
19		1:46.381	25.470	47.987	32.924	213.8	17:10:57.109	19		1:40.747	25.060	44.471	31.216	222.6	17:12:05.336
20		1:42.224	25.440	45.195	31.589	216.8	17:12:39.333	20		1:47.221 P	25.293	44.720	37.208	218.6	17:13:52.557
21		1:56.785 P	25.463	46.916	44.406	217.3	17:14:36.118								

8

Matias Zagazeta

Formula Alpine

10

Joshua Durksen

Formula Alpine

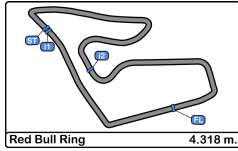
Rookie

G4 RACING

Rookie

ARDEN

Lap	D	Time	Sector 1	Sector 2	Sector 3	T. Spd	Elapsed	Lap	D	Time	Sector 1	Sector 2	Sector 3	T. Spd	Elapsed
1		16:24:37.447	16:23:09.105	53.825	34.517	165.1	16:24:37.447	1		16:23:54.263	16:22:31.132	49.096	34.035	183.9	16:23:54.263
2		1:53.830	27.315	51.016	35.499	179.1	16:26:31.277	2		1:47.947	26.602	48.177	33.168	181.2	16:25:42.210
3		1:48.084	26.818	47.763	33.503	186.2	16:28:19.361	3		1:46.530	25.949	46.817	33.764	201.8	16:27:28.740
4		1:47.516	26.553	47.453	33.510	188.4	16:30:06.877	4		1:45.320	26.057	46.253	33.010	198.8	16:29:14.060
5		1:57.672 P	26.419	47.200	44.053	185.5	16:32:04.549	5		1:44.967	25.871	45.765	33.331	196.7	16:30:59.027
6		10:57.918	9:30.048	52.571	35.299	177.9	16:43:02.467	6		2:09.181 P	25.843	1:02.333	41.005	196.3	16:33:08.208
7		1:51.141	28.135	49.756	33.250	181.2	16:44:53.608	7		8:42.594	7:21.672	47.573	33.349	191.4	16:41:50.802
8		1:46.446	25.833	46.555	34.058	208.0	16:46:40.054	8		1:48.199	26.852	47.668	33.679	178.2	16:43:39.001
9		1:44.942	25.776	46.167	32.999	211.7	16:48:24.996	9		1:44.526	25.499	45.405	33.622	217.3	16:45:23.527
10		1:42.611	25.379	45.401	31.831	214.2	16:50:07.607	10		1:45.027	25.239	45.181	34.607	213.8	16:47:08.554
11		1:42.201	25.351	45.112	31.738	214.2	16:51:49.808	11		1:41.551	25.182	44.506	31.863	220.4	16:48:50.105
12		1:41.663	25.263	44.860	31.540	215.1	16:53:31.471	12		1:41.307	25.261	44.375	31.671	220.4	16:50:31.412
13		1:41.433	25.112	44.638	31.683	218.1	16:55:12.904	13		1:43.088	25.095	44.521	33.472	218.1	16:52:14.500
14		1:41.586	25.180	44.767	31.639	219.0	16:56:54.490	14		1:40.795	24.938	44.223	31.634	217.3	16:53:55.295
15		1:41.854	25.083	45.166	31.605	219.5	16:58:36.344	15		1:42.948	24.912	44.886	33.150	219.9	16:55:38.243
16		1:41.340	25.083	44.754	31.503	215.5	17:00:17.684	16		1:46.322 P	24.758	44.488	37.076	218.1	16:57:24.565
17		1:41.249	25.034	44.808	31.407	214.7	17:01:58.933	17		10:01.609	8:44.796	45.497	31.316	201.8	17:07:26.174
18		1:47.824 P	24.958	44.783	38.083	215.5	17:03:46.757	18		1:59.767	25.473	1:02.198	32.096	196.0	17:09:25.941
19		4:14.750	2:55.956	46.063	32.731	210.5	17:08:01.507	19		1:39.920	24.789	43.888	31.243	225.0	17:11:05.861
20		1:41.212	25.078	44.806	31.328	216.8	17:09:42.719	20		1:39.775	24.583	43.882	31.310	226.8	17:12:45.636
21		1:41.015	24.828	44.806	31.381	222.2	17:11:23.734	21		1:53.506 P	24.741	44.339	44.426	220.8	17:14:39.142
22		1:40.505	24.792	44.497	31.216	222.2	17:13:04.239								
23		1:53.224 P	25.367	46.974	40.883	216.8	17:14:57.463								



Red Bull Ring
Formula Regional Championship by Alpine
Collective Test 2
Lap Analysis

11

Levente Revesz

Formula Alpine 12

Victor Bernier

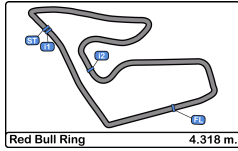
Formula Alpine

VAN AMERSFOORT RACING

Rookie

FA RACING

Lap	D	Time	Sector 1	Sector 2	Sector 3	T. Spd	Elapsed	Lap	D	Time	Sector 1	Sector 2	Sector 3	T. Spd	Elapsed
1		16:24:43.653	16:23:06.742	58.196	38.715	147.1	16:24:43.653	1		16:24:33.412	16:23:04.057	53.431	35.924	126.7	16:24:33.412
2		1:51.264	27.555	49.672	34.037	175.0	16:26:34.917	2		2:02.056 P	28.125	52.006	41.925	155.1	16:26:35.468
3		1:47.622	26.918	47.563	33.141	191.8	16:28:22.539	3		2:11.721	44.904	51.701	35.116	169.2	16:28:47.189
4		1:46.607	26.023	46.982	33.602	189.1	16:30:09.146	4		1:46.118	26.074	46.800	33.244	187.5	16:30:33.307
5		1:58.147 P	26.348	47.490	44.309	187.8	16:32:07.293	5		2:05.162 P	26.593	53.926	44.643	144.0	16:32:38.469
6		10:37.408	9:14.420	49.387	33.601	166.6	16:42:44.701	6		10:45.850	9:10.791	51.989	43.070	173.3	16:43:24.319
7		1:46.210	25.974	47.873	32.363	200.3	16:44:30.911	7		1:43.007	25.469	45.406	32.132	216.8	16:45:07.326
8		1:43.859	25.681	45.848	32.330	211.7	16:46:14.770	8		1:42.225	25.216	45.095	31.914	219.5	16:46:49.551
9		1:42.792	25.291	45.504	31.997	211.7	16:47:57.562	9		1:41.659	24.977	44.967	31.715	219.9	16:48:31.210
10		1:42.967	25.160	45.729	32.078	214.7	16:49:40.529	10		1:42.799	25.056	45.988	31.755	216.4	16:50:14.009
11		1:47.261	25.208	46.197	35.856	215.5	16:51:27.790	11		1:40.840	24.824	44.650	31.366	222.6	16:51:54.849
12		1:41.950	25.079	45.160	31.711	215.1	16:53:09.740	12		1:40.524	24.616	44.547	31.361	223.6	16:53:35.373
13		1:41.259	24.857	44.661	31.741	217.7	16:54:50.999	13		1:47.746 P	25.374	45.709	36.663	218.6	16:55:23.119
14		1:46.991 P	24.830	44.558	37.603	216.8	16:56:37.990	14		3:11.420	1:51.687	46.949	32.784	214.2	16:58:34.539
15		2:53.654	1:31.785	49.467	32.402	204.1	16:59:31.644	15		1:42.770	25.343	45.682	31.745	216.0	17:00:17.309
16		1:42.136	25.287	45.147	31.702	216.4	17:01:13.780	16		1:47.425	26.058	46.767	34.600	196.3	17:02:04.734
17		1:40.819	24.825	44.703	31.291	217.7	17:02:54.599	17		1:51.716	24.747	54.849	32.120	221.3	17:03:56.450
18		1:41.240	24.938	44.824	31.478	217.7	17:04:35.839	18		1:40.709	24.667	44.792	31.250	223.1	17:05:37.159
19		1:41.022	24.913	44.732	31.377	221.3	17:06:16.861	19		1:41.533	24.668	45.252	31.613	221.3	17:07:18.692
20		1:47.345	27.314	47.215	32.816	192.1	17:08:04.206	20		1:40.244	24.494	44.890	30.860	222.6	17:08:58.936
21		1:40.480	24.914	44.239	31.327	218.6	17:09:44.686	21		1:46.384	24.498	49.767	32.119	221.7	17:10:45.320
22		1:40.904	25.056	44.300	31.548	219.0	17:11:25.590	22		1:47.277 P	24.415	46.142	36.720	222.6	17:12:32.597
23		1:40.616	24.727	44.265	31.624	219.0	17:13:06.206								
24		1:52.830 P	24.994	46.074	41.762	218.6	17:14:59.036								



Red Bull Ring
Formula Regional Championship by Alpine
Collective Test 2
Lap Analysis

13

Joshua Dufek

Formula Alpine 17

Sami Meguetounif

Formula Alpine

Rookie

VAN AMERSFOORT RACING

Rookie

MP MOTORSPORT

Lap	D	Time	Sector 1	Sector 2	Sector 3	T. Spd	Elapsed	Lap	D	Time	Sector 1	Sector 2	Sector 3	T. Spd	Elapsed
1		16:24:50.581	16:23:17.968	55.788	36.825	150.0	16:24:50.581	1		16:24:49.508	16:23:16.115	56.400	36.993	152.5	16:24:49.508
2		1:57.494	29.303	53.807	34.384	143.8	16:26:48.075	2		2:05.205 P	29.416	51.656	44.133	153.6	16:26:54.713
3		1:47.933	26.336	47.679	33.918	201.4	16:28:36.008	3		16:35.015	15:08.233	53.352	33.430	192.8	16:43:29.728
4		2:10.207 P	26.117	47.986	56.104	198.1	16:30:46.215	4		1:45.432	26.335	46.617	32.480	208.8	16:45:15.160
5		12:52.241	11:29.873	49.077	33.291	150.6	16:43:38.456	5		1:44.676	25.926	46.165	32.585	212.5	16:46:59.836
6		1:47.057	26.189	48.128	32.740	212.1	16:45:25.513	6		1:42.855	25.613	45.286	31.956	213.0	16:48:42.691
7		1:43.899	25.312	46.483	32.104	215.1	16:47:09.412	7		1:43.009	25.510	45.100	32.393	213.4	16:50:25.694
8		1:42.730	25.105	45.250	32.375	217.3	16:48:52.142	8		1:44.339	25.127	47.450	31.762	215.1	16:52:10.033
9		1:41.850	25.323	44.898	31.629	215.5	16:50:33.992	9		1:41.979	25.169	45.232	31.578	216.4	16:53:52.012
10		1:43.491	25.330	45.062	33.099	216.8	16:52:17.483	10		1:50.158 P	24.994	45.600	39.564	217.3	16:55:42.170
11		1:41.704	25.225	44.755	31.724	217.3	16:53:59.187	11		2:04.854	42.997	50.543	31.314	213.0	16:57:47.024
12		1:46.709	24.937	45.880	35.892	218.1	16:55:45.896	12		1:40.835	24.879	44.813	31.143	217.3	16:59:27.859
13		1:42.400	25.268	45.636	31.496	217.3	16:57:28.296	13		1:41.317	24.767	45.078	31.472	217.7	17:01:09.176
14		1:40.479	24.778	44.475	31.226	219.5	16:59:08.775	14		1:41.009	24.873	44.776	31.360	217.7	17:02:50.185
15		1:40.662	24.764	44.496	31.402	219.5	17:00:49.437	15		1:41.557	24.940	45.015	31.602	218.6	17:04:31.742
16		1:40.336	24.647	44.309	31.380	219.5	17:02:29.773	16		1:40.489	24.732	44.453	31.304	218.6	17:06:12.231
17		1:40.370	24.851	44.335	31.184	219.5	17:04:10.143	17		1:41.041	24.709	44.773	31.559	224.0	17:07:53.272
18		1:40.187	24.680	44.240	31.267	221.7	17:05:50.330	18		1:40.742	24.619	44.734	31.389	225.4	17:09:34.014
19		1:40.470	24.638	44.535	31.297	220.8	17:07:30.800	19		1:40.647	24.605	44.778	31.264	228.8	17:11:14.661
20		1:40.506	24.582	44.729	31.195	223.1	17:09:11.306	20		1:39.831	24.545	44.228	31.058	222.2	17:12:54.492
21		1:40.408	24.670	44.124	31.614	221.7	17:10:51.714	21		1:55.707 P	26.610	49.840	39.257	145.1	17:14:50.199
22		1:39.907	24.609	44.019	31.279	221.3	17:12:31.621								
23		1:49.262 P	24.480	44.579	40.203	222.2	17:14:20.883								

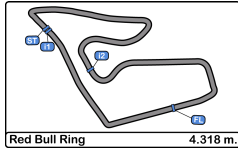
16

Lorenzo Fluxa

Formula Alpine

R-ACE GP

Lap	D	Time	Sector 1	Sector 2	Sector 3	T. Spd	Elapsed
1		16:24:22.864	16:22:46.536	54.104	42.224	138.8	16:24:22.864
2		1:52.562	29.015	48.801	34.746	186.2	16:26:15.426
3		1:55.320 P	26.657	47.933	40.730	187.8	16:28:10.746
4		14:12.741	12:50.067	48.680	33.994	188.4	16:42:23.487
5		1:44.787	25.770	46.265	32.752	210.5	16:44:08.274
6		1:44.083	25.565	45.729	32.789	209.3	16:45:52.357
7		1:43.537	25.526	45.421	32.590	213.4	16:47:35.894
8		1:43.135	25.289	45.299	32.547	215.1	16:49:19.029
9		1:42.884	25.240	45.311	32.333	212.5	16:51:01.913
10		1:42.583	25.137	45.233	32.213	214.7	16:52:44.496
11		1:42.040	24.984	45.056	32.000	216.4	16:54:26.536
12		1:41.849	25.102	44.549	32.198	216.4	16:56:08.385
13		1:51.580 P	25.190	47.355	39.035	216.0	16:57:59.965
14		5:11.639	3:52.953	45.582	33.104	204.1	17:03:11.604
15		1:41.076	25.150	44.311	31.615	216.8	17:04:52.680
16		1:42.414	25.168	44.226	33.020	217.3	17:06:35.094
17		1:41.002	24.885	44.596	31.521	217.3	17:08:16.096
18		1:40.915	25.018	44.320	31.577	222.2	17:09:57.011
19		1:40.661	24.922	44.242	31.497	224.0	17:11:37.672
20		1:40.703	24.920	44.431	31.352	223.1	17:13:18.375
21		1:53.352 P	24.703	44.779	43.870	217.3	17:15:11.727



Red Bull Ring
Formula Regional Championship by Alpine
Collective Test 2
Lap Analysis

18

Dino Beganovic

Formula Alpine 19

Noel Leon

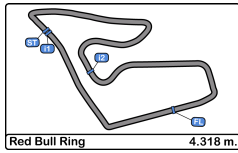
Formula Alpine

PREMA RACING

Rookie

ARDEN

Lap	D	Time	Sector 1	Sector 2	Sector 3	T. Spd	Elapsed	Lap	D	Time	Sector 1	Sector 2	Sector 3	T. Spd	Elapsed
1		16:24:02.852	16:22:37.617	50.974	34.261	170.6	16:24:02.852	1		16:23:59.243	16:22:36.092	49.340	33.811	174.1	16:23:59.243
2		1:49.300	26.315	48.496	34.489	191.4	16:25:52.152	2		1:47.181	26.470	47.134	33.577	188.8	16:25:46.424
3		1:47.695	26.139	47.913	33.643	182.7	16:27:39.847	3		1:47.259	26.364	47.116	33.779	199.6	16:27:33.683
4		1:48.979	26.271	46.616	36.092	193.8	16:29:28.826	4		1:46.669	26.281	46.510	33.878	197.8	16:29:20.352
5		1:46.354	26.207	46.669	33.478	187.8	16:31:15.180	5		1:50.708	25.800	51.653	33.255	203.0	16:31:11.060
6		2:07.187 P	29.181	52.194	45.812	152.7	16:33:22.367	6		2:03.458 P	28.009	51.813	43.636	149.5	16:33:14.518
7		8:47.596	7:28.238	46.395	32.963	201.1	16:42:09.963	7		8:44.874	7:25.793	46.426	32.655	198.8	16:41:59.392
8		1:43.473	25.449	45.258	32.766	210.1	16:43:53.436	8		1:44.274	25.951	45.735	32.588	208.8	16:43:43.666
9		1:43.884	25.125	45.695	33.064	215.1	16:45:37.320	9		1:48.496	26.527	48.266	33.703	171.7	16:45:32.162
10		1:45.293	26.252	46.306	32.735	199.2	16:47:22.613	10		1:42.179	25.226	45.108	31.845	213.8	16:47:14.341
11		1:42.698	25.040	45.268	32.390	216.0	16:49:05.311	11		1:44.119	25.553	46.880	31.686	202.6	16:48:58.460
12		1:42.062	25.235	45.127	31.700	218.1	16:50:47.373	12		1:43.887	25.188	47.238	31.461	216.0	16:50:42.347
13		1:43.242	25.281	45.243	32.718	218.6	16:52:30.615	13		1:41.701	25.233	45.185	31.283	217.3	16:52:24.048
14		1:43.842	25.438	46.571	31.833	215.1	16:54:14.457	14		2:08.769	25.117	1:06.037	37.615	216.0	16:54:32.817
15		1:41.067	24.911	44.572	31.584	218.6	16:55:55.524	15		1:41.173	25.105	44.868	31.200	216.8	16:56:13.990
16		1:46.045 P	24.995	44.881	36.169	219.5	16:57:41.569	16		1:40.479	24.839	44.451	31.189	216.8	16:57:54.469
17		4:12.518	2:52.565	47.859	32.094	197.0	17:01:54.087	17		1:42.715	25.200	44.876	32.639	217.7	16:59:37.184
18		1:41.810	25.162	45.401	31.247	218.6	17:03:35.897	18		1:40.479	24.896	44.549	31.034	216.8	17:01:17.663
19		1:40.882	24.925	44.739	31.218	219.5	17:05:16.779	19		1:40.128	24.877	44.173	31.078	217.3	17:02:57.791
20		1:45.356 P	24.812	44.699	35.845	219.9	17:07:02.135	20		1:45.682 P	25.151	45.213	35.318	218.1	17:04:43.473
21		2:53.511	1:37.127	44.405	31.979	219.5	17:09:55.646	21		3:37.600	2:14.864	49.045	33.691	196.7	17:08:21.073
22		1:40.471	24.746	44.539	31.186	225.0	17:11:36.117	22		1:40.412	24.981	44.636	30.795	223.6	17:10:01.485
23		1:40.407	24.670	44.361	31.376	225.0	17:13:16.524	23		1:39.766	24.714	44.076	30.976	224.0	17:11:41.251
24		1:53.703 P	24.547	44.754	44.402	220.8	17:15:10.227	24		1:39.690	24.647	44.120	30.923	223.6	17:13:20.941
								25		1:52.104 P	24.879	44.458	42.767	219.5	17:15:13.045



Red Bull Ring
Formula Regional Championship by Alpine
Collective Test 2
Lap Analysis

21

Piotr Wisnicki

Formula Alpine 24

Nicola Marinangelli

Formula Alpine

Rookie

KIC MOTORSPORT

MONOLITE RACING

Lap	D	Time	Sector 1	Sector 2	Sector 3	T. Spd	Elapsed	Lap	D	Time	Sector 1	Sector 2	Sector 3	T. Spd	Elapsed
1		16:24:28.812	16:23:00.277	53.598	34.937	134.3	16:24:28.812	1		16:24:58.954	16:23:31.445	52.052	35.457	171.7	16:24:58.954
2		1:57.300	29.226	53.972	34.102	138.8	16:26:26.112	2		1:57.942 P	27.273	49.939	40.730	188.8	16:26:56.896
3		1:50.026	27.404	48.307	34.315	152.3	16:28:16.138	3		16:37.206	15:13.335	48.410	35.461	185.8	16:43:34.102
4		1:47.604	26.600	46.872	34.132	177.9	16:30:03.742	4		1:45.992	26.382	46.327	33.283	213.0	16:45:20.094
5		1:58.901 P	26.668	46.778	45.455	182.4	16:32:02.643	5		1:46.293	25.843	47.064	33.386	213.8	16:47:06.387
6		11:13.351	9:49.657	49.599	34.095	169.5	16:43:15.994	6		1:45.557	25.676	45.571	34.310	214.7	16:48:51.944
7		1:46.087	26.096	46.687	33.304	205.7	16:45:02.081	7		1:44.072	25.998	45.902	32.172	211.7	16:50:36.016
8		2:09.475	25.483	1:04.491	39.501	212.5	16:47:11.556	8		2:06.420	25.180	1:08.440	32.800	216.8	16:52:42.436
9		1:48.993	28.803	47.372	32.818	153.8	16:49:00.549	9		1:42.756	25.397	45.460	31.899	217.7	16:54:25.192
10		1:44.784	25.205	47.292	32.287	221.3	16:50:45.333	10		1:42.090	25.048	45.077	31.965	218.1	16:56:07.282
11		1:43.142	25.059	45.619	32.464	220.8	16:52:28.475	11		1:47.499 P	25.248	45.264	36.987	215.1	16:57:54.781
12		1:41.785	24.905	44.967	31.913	221.7	16:54:10.260	12		4:31.482	3:12.528	45.661	33.293	214.2	17:02:26.263
13		1:49.489 P	25.197	45.139	39.153	216.8	16:55:59.749	13		4:44.824	25.077	44.859	31.895	217.7	17:04:08.094
14		6:19.098	4:58.989	48.528	31.581	214.2	17:02:18.847	14		1:41.514	25.143	44.588	31.783	216.8	17:05:49.608
15		1:42.871	25.478	45.326	32.067	215.5	17:04:01.718	15		1:59.390 P	24.923	45.822	48.645	219.0	17:07:48.998
16		1:45.881	25.073	45.601	35.207	217.7	17:05:47.599	16		3:04.310	1:47.429	45.227	31.654	214.7	17:10:53.308
17		1:41.939	25.122	45.268	31.549	223.1	17:07:29.538	17		1:41.101	24.906	44.548	31.647	219.9	17:12:34.409
18		1:42.839	25.091	46.142	31.606	219.5	17:09:12.377	18		1:48.236 P	24.790	45.702	37.744	219.9	17:14:22.645
19		1:42.517	24.882	45.219	32.416	219.9	17:10:54.894								
20		1:40.908	24.763	44.572	31.573	220.4	17:12:35.802								
21		1:52.275 P	24.930	46.745	40.600	218.1	17:14:28.077								

26

Hadrien David

Formula Alpine

R-ACE GP

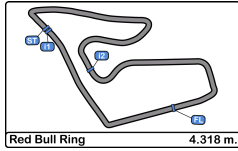
22

Tereza Babickova

Formula Alpine

G4 RACING

Lap	D	Time	Sector 1	Sector 2	Sector 3	T. Spd	Elapsed	Lap	D	Time	Sector 1	Sector 2	Sector 3	T. Spd	Elapsed
1		16:24:58.310	16:23:13.715	1:03.722	40.873	126.9	16:24:58.310	1		16:24:10.318	16:22:45.095	51.241	33.982	159.0	16:24:10.318
2		2:06.565	33.287	56.246	37.032	139.8	16:27:04.875	2		1:55.222 P	26.528	48.587	40.107	180.0	16:26:05.540
3		2:10.842 P	28.619	54.041	48.182	156.2	16:29:15.717	3		6:11.421 P	4:41.872	48.969	40.580	199.2	16:32:16.961
4		13:39.348	12:08.519	55.035	35.794	144.0	16:42:55.065	4		9:58.986	8:38.140	47.711	33.135	190.8	16:42:15.947
5		1:49.112	26.522	47.821	34.769	202.6	16:44:44.177	5		1:44.941	25.674	46.581	32.686	212.5	16:44:00.888
6		1:54.715	31.511	47.906	35.298	191.1	16:46:38.892	6		1:43.911	25.658	45.867	32.386	213.0	16:45:44.799
7		1:50.511	28.999	47.687	33.825	202.6	16:48:29.403	7		1:43.548	25.422	45.521	32.605	213.8	16:47:28.347
8		1:47.855	25.767	49.076	33.012	213.0	16:50:17.258	8		1:43.255	25.323	45.831	32.101	215.1	16:49:11.602
9		1:46.542	26.164	47.304	33.074	203.3	16:52:03.800	9		1:44.607	25.641	45.501	33.465	215.1	16:50:56.209
10		1:45.647	26.102	46.617	32.928	211.3	16:53:49.447	10		1:47.422 P	25.202	45.284	36.936	216.8	16:52:43.631
11		1:51.068	25.552	52.529	32.987	213.0	16:55:40.515	11		4:28.528	3:10.987	45.760	31.781	213.8	16:57:12.159
12		1:44.724	25.573	46.482	32.669	216.0	16:57:25.239	12		1:42.450	25.168	45.090	32.192	216.8	16:58:54.609
13		1:47.311	25.292	48.855	33.164	214.2	16:59:12.550	13		1:46.593 P	25.120	45.136	36.337	217.7	17:00:41.202
14		1:57.203 P	25.601	48.460	43.142	214.7	17:01:09.753	14		5:05.498	3:46.161	47.992	31.345	181.5	17:05:46.700
15		5:12.796	3:53.189	46.995	32.612	206.8	17:06:22.549	15		1:41.225	24.853	45.086	31.286	223.6	17:07:27.925
16		1:56.109	25.486	54.171	36.452	214.2	17:08:18.658	16		1:41.127	24.890	45.338	30.899	227.3	17:09:09.052
17		1:49.913	25.499	48.342	36.072	216.8	17:10:08.571	17		1:40.605	24.871	44.479	31.255	224.0	17:10:49.657
18		1:44.355	25.931	46.121	32.303	218.1	17:11:52.926	18		1:40.685	24.872	44.655	31.158	225.4	17:12:30.342
19		1:44.600	25.631	46.346	32.623	215.1	17:13:37.526	19		1:48.956 P	24.891	44.817	39.248	218.6	17:14:19.298
20		1:57.944 P	26.140	47.257	44.547	211.3	17:15:35.470								



Red Bull Ring
Formula Regional Championship by Alpine
Collective Test 2
Lap Analysis

27

Kas Haverkort

Formula Alpine 30

Mari Boya

Formula Alpine

VAN AMERSFOORT RACING

MP MOTORSPORT

Lap	D	Time	Sector 1	Sector 2	Sector 3	T. Spd	Elapsed	Lap	D	Time	Sector 1	Sector 2	Sector 3	T. Spd	Elapsed
1		16:25:19.801	16:23:55.241	50.407	34.153	164.6	16:25:19.801	1		16:24:49.072	16:23:15.110	56.705	37.257	139.7	16:24:49.072
2		1:52.274	27.899	49.336	35.039	195.6	16:27:12.075	2		2:03.758 P	27.978	52.433	43.347	170.0	16:26:52.830
3		1:46.661	25.964	47.075	33.622	198.1	16:28:58.736	3		16:49.648	15:27.230	48.883	33.535	179.4	16:43:42.478
4		1:46.330	26.276	46.969	33.085	207.6	16:30:45.066	4		1:45.226	25.927	46.435	32.864	210.1	16:45:27.704
5		2:07.045 P	26.311	55.673	45.061	146.1	16:32:52.111	5		1:44.027	25.620	45.772	32.635	214.7	16:47:11.731
6		10:21.017	8:53.585	53.298	34.134	204.1	16:43:13.128	6		1:43.138	25.321	45.616	32.201	213.4	16:48:54.869
7		1:43.574	25.670	45.829	32.075	212.5	16:44:56.702	7		1:43.919	25.169	45.074	33.670	214.7	16:50:38.782
8		1:42.490	25.317	45.489	31.684	217.7	16:46:39.192	8		1:48.058	25.625	50.021	32.412	213.8	16:52:26.840
9		1:43.272	25.004	46.599	31.669	220.4	16:48:22.464	9		1:42.101	25.102	45.329	31.670	216.8	16:54:08.941
10		1:41.461	25.097	44.880	31.484	218.1	16:50:03.925	10		1:48.379 P	25.244	44.518	38.617	216.4	16:55:57.320
11		1:41.443	25.091	44.876	31.476	217.3	16:51:45.368	11		7:28.721	6:05.168	51.862	31.691	210.5	17:03:26.041
12		1:41.051	24.951	44.691	31.409	222.2	16:53:26.419	12		1:41.137	25.185	44.754	31.198	217.3	17:05:07.178
13		1:40.723	24.831	44.649	31.243	218.6	16:55:07.142	13		1:40.971	25.234	44.511	31.226	216.4	17:06:48.149
14		1:40.399	24.840	44.545	31.014	219.0	16:56:47.541	14		1:40.546	24.892	44.438	31.216	216.8	17:08:28.695
15		1:40.706	25.007	44.590	31.109	219.9	16:58:28.247	15		1:40.244	24.722	44.340	31.182	222.2	17:10:08.939
16		1:40.304	24.762	44.461	31.081	218.1	17:00:08.551	16		1:40.021	24.952	44.027	31.042	222.6	17:11:48.960
17		1:40.271	24.794	44.381	31.096	219.5	17:01:48.822	17		1:39.886	24.632	44.230	31.024	224.0	17:13:28.846
18		1:46.072 P	24.844	45.221	36.007	219.5	17:03:34.894	18		1:48.961 P	25.007	44.494	39.460	220.4	17:15:17.807
19		5:18.447	4:02.375	44.784	31.288	218.6	17:08:53.341	19							
20		1:40.330	24.890	44.373	31.067	219.5	17:10:33.671	20							
21		1:42.172	25.091	46.221	30.860	219.5	17:12:15.843	21							
22		1:51.182 P	26.138	49.378	35.666	216.0	17:14:07.025	22							

28

Sebastian Ogaard

Formula Alpine

Nicolas Baptiste

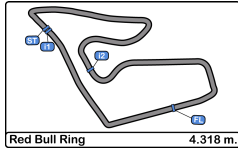
Formula Alpine

KIC MOTORSPORT

Rookie

FA RACING

Lap	D	Time	Sector 1	Sector 2	Sector 3	T. Spd	Elapsed	Lap	D	Time	Sector 1	Sector 2	Sector 3	T. Spd	Elapsed
1		16:24:27.886	16:23:00.252	52.693	34.941	144.9	16:24:27.886	1		16:24:45.629	16:23:05.292	1:00.147	40.190	159.5	16:24:45.629
2		1:56.265	28.727	53.173	34.365	152.5	16:26:24.151	2		1:52.060	27.630	49.136	35.294	180.9	16:26:37.689
3		1:50.014	27.364	48.338	34.312	175.6	16:28:14.165	3		1:55.651	32.720	48.446	34.485	184.9	16:28:33.340
4		1:55.709 P	26.729	47.124	41.856	189.1	16:30:09.874	4		1:52.003	26.900	51.094	34.009	176.4	16:30:25.343
5		13:17.276	11:51.802	48.612	36.862	183.9	16:43:27.150	5		1:56.685 P	26.352	48.482	41.851	196.3	16:32:22.028
6		1:45.940	25.959	46.897	33.084	209.7	16:45:13.090	6		10:35.964	8:56.705	55.618	43.641	190.1	16:42:57.992
7		1:44.581	25.628	46.209	32.744	211.7	16:46:57.671	7		1:47.910	27.010	47.830	33.070	209.3	16:44:45.902
8		1:44.246	25.469	45.716	33.061	213.4	16:48:41.917	8		1:46.657	26.373	46.619	33.665	210.1	16:46:32.559
9		1:46.805	27.171	46.369	33.265	195.2	16:50:28.722	9		1:44.406	25.610	46.660	32.136	212.1	16:48:16.965
10		1:44.119	25.176	45.641	33.302	220.8	16:52:12.841	10		1:44.740	26.084	46.892	31.764	212.5	16:50:01.705
11		1:51.664 P	25.338	47.583	38.743	216.4	16:54:04.505	11		1:45.098	25.555	47.476	32.067	213.8	16:51:46.803
12		5:16.548	3:55.702	46.127	34.719	191.4	16:59:21.053	12		1:42.691	25.340	45.800	31.551	216.0	16:53:29.494
13		1:42.502	24.997	45.247	32.258	224.5	17:01:03.555	13		1:52.653	25.418	44.872	42.363	214.7	16:55:22.147
14		1:44.482	24.919	47.615	31.948	220.8	17:02:48.037	14		1:41.579	25.240	45.120	31.219	214.7	16:57:03.726
15		1:41.775	24.880	45.046	31.849	225.0	17:04:29.812	15		1:41.506	25.015	45.193	31.298	216.0	16:58:45.232
16		1:41.047	24.694	44.727	31.626	225.9	17:06:10.859	16		1:47.377 P	25.406	45.224	36.747	215.1	17:00:32.609
17		1:41.483	24.820	44.966	31.697	220.4	17:07:52.342	17		3:21.779	2:03.837	46.163	31.779	193.5	17:03:54.388
18		1:48.336	24.813	51.174	32.349	220.8	17:09:40.678	18		1:41.733	25.244	45.189	31.300	217.3	17:05:36.121
19		1:41.053	24.789	44.750	31.514	221.3	17:11:21.731	19		1:43.819	25.712	45.719	32.388	200.3	17:07:19.940
20		2:07.072 P	24.808	1:02.312	39.952	221.7	17:13:28.803	20		1:40.882	24.917	44.969	30.996	218.6	17:09:00.822
								21		1:40.654	24.831	44.865	30.958	218.1	17:10:41.476
								22		1:42.132	24.656	46.283	31.193	218.1	17:12:23.608
								23		1:51.263 P	25.498	46.990	38.775	216.4	17:14:14.871



Red Bull Ring
Formula Regional Championship by Alpine
Collective Test 2
Lap Analysis

42

Laurens Van Hoepen

Formula Alpine 46

Gabriele Mini

Formula Alpine

Rookie

ART GRAND PRIX

ART GRAND PRIX

Lap	D	Time	Sector 1	Sector 2	Sector 3	T. Spd	Elapsed	Lap	D	Time	Sector 1	Sector 2	Sector 3	T. Spd	Elapsed
1		16:24:10.952	16:22:45.658	51.745	33.549	143.4	16:24:10.952	1		16:24:04.782	16:22:41.703	50.024	33.055	168.4	16:24:04.782
2		1:48.902	26.670	48.629	33.603	174.7	16:25:59.854	2		1:47.802	26.275	47.666	33.861	189.4	16:25:52.584
3		1:47.958	26.086	48.087	33.785	198.1	16:27:47.812	3		1:47.674	26.620	47.425	33.629	180.3	16:27:40.258
4		1:54.005	26.520	52.908	34.577	155.3	16:29:41.817	4		1:46.298	26.549	47.100	32.649	174.4	16:29:26.556
5		1:46.964	26.193	47.251	33.520	197.8	16:31:28.781	5		1:45.378	25.820	46.115	33.443	195.6	16:31:11.934
6		2:03.594 P	27.990	51.690	43.914	151.4	16:33:32.375	6		2:08.091 P	28.747	54.701	44.643	148.7	16:33:20.025
7		12:04.045	10:41.799	48.472	33.774	167.7	16:45:36.420	7		12:15.475	10:53.513	48.669	33.293	151.6	16:45:35.500
8		1:44.223	25.909	46.206	32.108	177.6	16:47:20.643	8		1:43.098	25.363	45.471	32.264	213.0	16:47:18.598
9		1:43.266	25.540	45.827	31.899	204.1	16:49:03.909	9		1:42.620	25.111	45.387	32.122	215.1	16:49:01.218
10		1:47.011	25.139	49.797	32.075	216.8	16:50:50.920	10		1:42.033	25.420	45.450	31.163	213.0	16:50:43.251
11		1:42.658	25.323	45.837	31.498	218.1	16:52:33.578	11		1:41.376	24.960	44.953	31.463	217.3	16:52:24.627
12		1:41.859	24.982	45.163	31.714	219.9	16:54:15.437	12		1:41.962	24.867	45.216	31.879	217.3	16:54:06.589
13		1:41.362	24.871	45.087	31.404	220.4	16:55:56.799	13		1:40.006	24.750	44.211	31.045	217.7	16:55:46.595
14		1:41.021	24.903	44.655	31.463	225.0	16:57:37.820	14		1:39.787	24.543	44.306	30.938	221.7	16:57:26.382
15		1:41.125	24.934	44.851	31.340	219.0	16:59:18.945	15		1:39.939	24.772	44.372	30.795	217.7	16:59:06.321
16		1:41.804	24.969	44.782	32.053	219.0	17:01:00.749	16		1:39.568	24.722	44.177	30.669	216.4	17:00:45.889
17		1:41.173	25.097	44.927	31.149	218.6	17:02:41.922	17		1:39.487	24.680	43.872	30.935	218.6	17:02:25.376
18		1:53.204	26.694	54.816	31.694	171.7	17:04:35.126	18		1:39.454	24.696	43.778	30.980	219.0	17:04:04.830
19		1:41.157	25.111	44.522	31.524	220.4	17:06:16.283	19		1:39.412	24.644	43.938	30.830	220.4	17:05:44.242
20		1:40.836	24.985	44.482	31.369	219.9	17:07:57.119	20		1:39.466	24.621	43.883	30.962	224.5	17:07:23.708
21		1:40.787	25.068	44.382	31.337	219.9	17:09:37.906	21		1:39.906	24.553	43.982	31.371	220.4	17:09:03.614
22		1:40.491	24.725	44.400	31.366	223.6	17:11:18.397	22		1:39.506	24.672	44.012	30.822	219.0	17:10:43.120
23		1:41.208	24.902	44.714	31.592	220.4	17:12:59.605	23		1:38.962	24.450	43.827	30.685	225.9	17:12:22.082
24		1:52.022 P	25.044	46.806	40.172	214.7	17:14:51.627	24		1:49.064 P	24.827	45.248	38.989	218.6	17:14:11.146

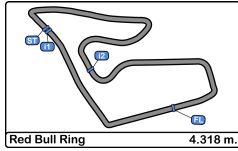
55

Pierre-Louis Chovet

Formula Alpine

RPM

Lap	D	Time	Sector 1	Sector 2	Sector 3	T. Spd	Elapsed
1		16:24:22.556	16:22:54.699	51.831	36.026	155.8	16:24:22.556
2		1:50.201	26.938	48.599	34.664	178.8	16:26:12.757
3		1:55.150 P	26.404	47.690	41.056	191.8	16:28:07.907
4		14:29.336	13:06.615	49.018	33.703	182.7	16:42:37.243
5		1:45.194	26.267	46.168	32.759	199.6	16:44:22.437
6		1:43.710	25.833	45.469	32.408	211.7	16:46:06.147
7		1:43.170	25.358	45.489	32.323	213.4	16:47:49.317
8		1:47.154	26.504	48.647	32.003	162.8	16:49:36.471
9		1:42.157	24.984	44.944	32.229	217.7	16:51:18.628
10		1:49.370	24.937	51.856	32.577	217.7	16:53:07.998
11		1:49.722 P	24.986	45.185	39.551	219.5	16:54:57.720
12		7:16.745	5:48.188	54.926	33.631	187.5	17:02:14.465
13		1:45.615	26.311	46.849	32.455	218.6	17:04:00.080
14		1:56.184	25.100	55.588	35.496	220.8	17:05:56.264
15		1:41.627	25.191	45.136	31.300	220.4	17:07:37.891
16		1:40.726	24.756	44.758	31.212	220.4	17:09:18.617
17		1:40.990	24.776	44.882	31.332	219.9	17:10:59.607
18		1:41.030	24.865	44.847	31.318	220.8	17:12:40.637
19		1:49.777 P	24.742	45.537	39.498	222.2	17:14:30.414



Red Bull Ring
Formula Regional Championship by Alpine
Collective Test 2
Lap Analysis

58

Sebastian Montoya

Formula Alpine 65

Owen Tangavelou

Formula Alpine

Rookie

PREMA RACING

Rookie

RPM

Lap	D	Time	Sector 1	Sector 2	Sector 3	T. Spd	Elapsed	Lap	D	Time	Sector 1	Sector 2	Sector 3	T. Spd	Elapsed
1		16:24:00.786	16:22:38.243	48.549	33.994	163.8	16:24:00.786	1		16:24:25.173	16:22:55.462	54.706	35.005	154.7	16:24:25.173
2		1:46.225	26.237	46.948	33.040	196.0	16:25:47.011	2		1:55.198	28.214	52.391	34.593	156.9	16:26:20.371
3		1:48.905	26.546	47.197	35.162	196.3	16:27:35.916	3		1:55.438 P	26.308	47.780	41.350	193.5	16:28:15.809
4		1:45.435	25.800	46.055	33.580	201.4	16:29:21.351	4		14:24.614	12:59.785	50.920	33.909	161.1	16:42:40.423
5		1:45.499	26.099	46.454	32.946	193.8	16:31:06.850	5		1:46.045	26.186	47.458	32.401	208.4	16:44:26.468
6		1:54.820 P	26.348	49.057	39.415	139.1	16:33:01.670	6		1:44.441	25.703	46.210	32.528	211.7	16:46:10.909
7		9:12.183	7:50.023	46.264	35.896	202.6	16:42:13.853	7		1:43.579	25.412	45.455	32.712	214.2	16:47:54.488
8		1:43.413	25.497	45.409	32.507	211.7	16:43:57.266	8		1:45.337	26.948	46.325	32.064	200.7	16:49:39.825
9		1:43.642	25.495	45.547	32.570	213.8	16:45:40.878	9		1:42.887	25.402	45.620	31.865	216.0	16:51:22.712
10		1:43.042	25.372	45.334	32.336	213.8	16:47:23.920	10		1:42.011	25.293	44.847	31.871	216.8	16:53:04.723
11		1:42.688	25.477	45.108	32.103	213.8	16:49:06.608	11		1:48.204 P	25.033	44.936	38.235	216.8	16:54:52.927
12		1:41.819	25.125	44.935	31.759	216.0	16:50:48.427	12		6:24.565	4:56.645	54.101	33.819	196.7	17:01:17.492
13		1:42.107	25.075	44.746	32.286	215.5	16:52:30.534	13		1:44.223	26.695	46.063	31.465	217.7	17:03:01.715
14		1:45.136 P	25.398	44.507	35.231	216.8	16:54:15.670	14		1:41.654	25.278	45.202	31.174	218.1	17:04:43.369
15		6:54.716	5:38.365	44.875	31.476	216.0	17:01:10.386	15		1:41.333	25.114	45.140	31.079	218.6	17:06:24.702
16		1:40.983	25.192	44.409	31.382	216.8	17:02:51.369	16		1:40.743	24.892	44.680	31.171	218.6	17:08:05.445
17		1:44.809 P	24.961	44.654	35.194	219.0	17:04:36.178	17		1:40.238	24.807	44.325	31.106	219.5	17:09:45.683
18		4:11.388	2:55.460	44.937	30.991	215.5	17:08:47.566	18		1:40.719	24.744	44.723	31.252	220.8	17:11:26.402
19		1:40.266	25.090	44.333	30.843	216.0	17:10:27.832	19		1:40.323	24.769	44.350	31.204	219.9	17:13:06.725
20		1:39.820	25.029	44.126	30.665	215.5	17:12:07.652	20		1:54.333 P	24.910	46.203	43.220	210.1	17:15:01.058
21		1:45.839 P	25.029	44.114	36.696	218.1	17:13:53.491								

64

Esteban Masson

Formula Alpine

Santiago Ramos

Formula Alpine

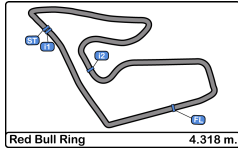
Rookie

ART GRAND PRIX

Rookie

KIC MOTORSPORT

Lap	D	Time	Sector 1	Sector 2	Sector 3	T. Spd	Elapsed	Lap	D	Time	Sector 1	Sector 2	Sector 3	T. Spd	Elapsed
1		16:24:06.874	16:22:42.135	51.179	33.560	154.5	16:24:06.874	1		16:24:32.772	16:23:01.620	55.411	35.741	127.3	16:24:32.772
2		1:47.759	26.692	47.317	33.750	198.1	16:25:54.633	2		2:00.734 P	27.194	52.457	41.083	178.8	16:26:33.506
3		1:51.465	26.435	50.589	34.441	182.7	16:27:46.098	3		4:04.726	2:41.682	48.311	34.733	184.6	16:30:38.232
4		2:09.922 P	26.438	46.671	56.813	201.1	16:29:56.020	4		2:03.203 P	26.494	54.278	42.431	183.9	16:32:41.435
5		15:42.446	14:18.020	51.384	33.042	144.7	16:45:38.466	5		10:47.859	9:21.453	50.461	35.945	182.7	16:43:29.294
6		1:44.655	25.808	45.982	32.865	200.3	16:47:23.121	6		1:45.190	26.025	46.594	32.571	213.8	16:45:14.484
7		1:46.678	26.872	46.727	33.079	197.4	16:49:09.799	7		1:44.539	25.661	46.605	32.273	215.1	16:46:59.023
8		1:41.912	25.241	44.926	31.745	215.1	16:50:51.711	8		1:43.079	25.447	45.427	32.205	216.8	16:48:42.102
9		1:45.722	25.116	48.640	31.966	217.3	16:52:37.433	9		1:42.304	25.408	45.079	31.817	215.5	16:50:24.406
10		1:41.948	25.149	45.003	31.796	217.3	16:54:19.381	10		1:42.424	25.181	45.278	31.965	215.1	16:52:06.830
11		1:41.348	25.169	44.555	31.624	216.0	16:56:00.729	11		1:44.262	25.561	47.204	31.497	206.5	16:53:51.092
12		1:41.244	24.943	44.709	31.592	217.7	16:57:41.973	12		1:41.598	25.085	45.026	31.487	220.8	16:55:32.690
13		1:40.893	24.876	44.330	31.687	218.1	16:59:22.866	13		1:47.266 P	25.508	45.013	36.745	217.3	16:57:19.956
14		1:41.107	24.978	44.379	31.750	219.0	17:01:03.973	14		6:03.011	4:44.674	46.132	32.205	216.4	17:03:22.967
15		1:41.622	24.884	44.544	32.194	220.4	17:02:45.595	15		1:41.186	25.224	44.860	31.102	221.7	17:05:04.153
16		1:48.515 P	25.033	44.561	38.921	216.4	17:04:34.110	16		1:40.637	25.007	44.570	31.060	221.3	17:06:44.790
17		3:49.181	2:29.081	47.442	32.658	216.4	17:08:23.291	17		1:40.938	24.966	44.730	31.242	218.6	17:08:25.728
18		1:41.450	25.051	45.198	31.201	222.6	17:10:04.741	18		1:40.658	24.851	44.568	31.239	224.0	17:10:06.386
19		1:39.999	24.676	44.030	31.293	223.6	17:11:44.740	19		1:41.161	25.042	44.464	31.655	219.5	17:11:47.547
20		1:39.605	24.648	43.964	30.993	222.6	17:13:24.345	20		1:40.717	24.947	44.490	31.280	223.6	17:13:28.264
21		1:50.376 P	25.058	46.398	38.920	219.0	17:15:14.721	21		1:51.234 P	25.573	45.885	39.776	216.4	17:15:19.498



Red Bull Ring
Formula Regional Championship by Alpine
Collective Test 2
Lap Analysis

70

Tim Tramnitz

Formula Alpine **77**

Dilano Van 'T Hoff

Formula Alpine

Rookie

TRIDENT

MP MOTORSPORT

Lap	D	Time	Sector 1	Sector 2	Sector 3	T. Spd	Elapsed	Lap	D	Time	Sector 1	Sector 2	Sector 3	T. Spd	Elapsed		
1		16:24:17.695	16:22:48.472	54.140	35.083	159.0	16:24:17.695	1		16:24:49.701	16:23:16.572	56.409	36.720	145.3	16:24:49.701		
2		1:53.962 P	26.814	47.883	39.265	191.1	16:26:11.657	2		1:56.777 P	28.513	49.923	38.341	165.3	16:26:46.478		
3		6:22.700 P	4:46.720	54.250	41.730	122.1	16:32:34.357	3		15:56.154	14:34.244	48.624	33.286	183.9	16:42:42.632		
4		9:52.411	8:28.842	49.483	34.086	171.1	16:42:26.768	4		1:45.375	25.987	46.844	32.544	209.3	16:44:28.007		
5		1:44.451	25.780	46.075	32.596	210.1	16:44:11.219	5		1:43.955	25.609	45.969	32.377	209.3	16:46:11.962		
6		1:43.128	25.411	45.294	32.423	213.8	16:45:54.347	6		1:42.963	25.403	45.621	31.939	213.4	16:47:54.925		
7		1:46.206	25.221	48.877	32.108	213.4	16:47:40.553	7		1:43.364	25.991	45.193	32.180	211.3	16:49:38.289		
8		1:42.235	25.135	44.768	32.332	214.7	16:49:22.788	8		1:41.603	24.953	45.271	31.379	216.0	16:51:19.892		
9		1:42.012	25.124	45.056	31.832	216.0	16:51:04.800	9		1:41.563	25.164	45.101	31.298	215.5	16:53:01.455		
10		1:41.329	25.039	44.631	31.659	215.1	16:52:46.129	10		1:40.930	24.882	44.615	31.433	216.8	16:54:42.385		
11		1:44.151	24.849	44.634	34.668	218.1	16:54:30.280	11		1:46.728 P	25.071	45.196	36.461	217.7	16:56:29.113		
12		1:41.145	24.915	44.547	31.683	216.8	16:56:11.425	12		5:41.356	4:19.063	49.769	32.524	215.1	17:02:10.469		
13		1:41.027	24.784	44.451	31.792	218.1	16:57:52.452	13		1:41.300	24.909	45.362	31.029	218.1	17:03:51.769		
14		1:46.243 P	24.798	45.067	36.378	218.1	16:59:38.695	14		1:41.306	24.870	45.074	31.362	218.1	17:05:33.075		
15		3:27.730	2:06.442	49.675	31.613	206.5	17:03:06.425	15		1:40.538	24.845	44.656	31.037	218.6	17:07:13.613		
16		1:40.690	24.844	44.416	31.430	218.6	17:04:47.115	16		1:40.363	24.716	44.562	31.085	219.0	17:08:53.976		
17		1:40.192	24.677	44.024	31.491	219.5	17:06:27.307	17		1:40.439	24.636	44.720	31.083	221.3	17:10:34.415		
18		1:40.426	24.742	44.233	31.451	219.0	17:08:07.733	18		1:40.483	24.641	44.616	31.226	221.7	17:12:14.898		
19		1:39.788	24.670	43.843	31.275	220.8	17:09:47.521	19		1:47.286 P	24.642	44.604	38.040	219.9	17:14:02.184		
20		1:39.715	24.640	43.921	31.154	219.0	17:11:27.236	85							Gabriel Bortoletto		Formula Alpine
21		1:40.266	24.613	44.321	31.332	220.8	17:13:07.502								R-ACE GP		
22		1:54.883 P	25.354	45.850	43.679	221.3	17:15:02.385										

72

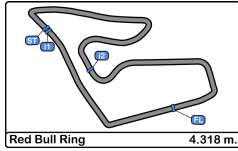
Leonardo Fornaroli

Formula Alpine

Rookie

TRIDENT

Lap	D	Time	Sector 1	Sector 2	Sector 3	T. Spd	Elapsed	Lap	D	Time	Sector 1	Sector 2	Sector 3	T. Spd	Elapsed
1		16:24:23.105	16:22:52.893	53.105	37.107	154.0	16:24:23.105	1		16:24:19.368 P	16:22:46.320	53.699	39.349	129.8	16:24:19.368
2		2:01.967 P	29.310	49.813	42.844	163.3	16:26:25.072	2		3:24.632	1:59.884	49.814	34.934	155.8	16:27:44.000
3		16:10.083	14:45.474	51.565	33.044	168.2	16:42:35.155	3		1:53.796 P	26.084	47.464	40.248	188.4	16:29:37.796
4		1:46.515	25.950	47.466	33.099	209.7	16:44:21.670	4		12:43.046	11:20.413	48.764	33.869	198.5	16:42:20.842
5		1:43.554	25.561	45.592	32.401	212.5	16:46:05.224	5		1:43.197	25.231	45.474	32.492	210.9	16:44:04.039
6		1:43.142	25.508	45.267	32.367	212.5	16:47:48.366	6		1:43.048	25.106	45.266	32.676	216.0	16:45:47.087
7		1:41.917	25.476	44.905	31.536	214.2	16:49:30.283	7		1:42.821	24.966	45.160	32.695	218.1	16:47:29.908
8		1:41.885	25.195	44.660	32.030	219.0	16:51:12.168	8		1:45.676	25.066	45.323	35.287	215.1	16:49:15.584
9		1:43.323	25.064	45.900	32.359	216.8	16:52:55.491	9		1:41.828	24.966	44.764	32.098	220.4	16:50:57.412
10		1:41.824	25.072	44.812	31.940	216.4	16:54:37.315	10		1:44.400	25.047	46.728	32.625	200.7	16:52:41.812
11		1:47.541 P	25.006	45.169	37.366	216.0	16:56:24.856	11		1:41.765	24.824	44.912	32.029	220.4	16:54:23.577
12		5:09.405	3:47.138	49.980	32.287	198.1	17:01:34.261	12		2:04.144 P	25.194	1:01.948	37.002	216.0	16:56:27.721
13		2:15.929 P	25.072	1:12.420	38.437	215.5	17:03:50.190	13		5:39.616	4:23.354	45.086	31.176	213.8	17:02:07.337
14		2:35.674	1:08.617	53.119	33.938	200.0	17:06:25.864	14		1:40.248	24.858	44.352	31.038	218.6	17:03:47.585
15		1:41.090	25.306	44.504	31.280	218.1	17:08:06.954	15		1:40.503	24.932	44.302	31.269	216.4	17:05:28.088
16		1:42.464	25.258	46.049	31.157	157.4	17:09:49.418	16		1:40.278	24.798	44.179	31.301	217.7	17:07:08.366
17		1:40.313	24.758	44.292	31.263	223.1	17:11:29.731	17		1:40.528	24.730	44.321	31.477	218.1	17:08:48.894
18		1:40.076	24.805	44.170	31.101	223.1	17:13:09.807	18		1:42.176	24.566	45.321	32.289	219.5	17:10:31.070
19		1:54.037 P	25.213	45.442	43.382	215.5	17:15:03.844	19		1:39.843	24.525	44.257	31.061	222.6	17:12:10.913
								20		1:49.694 P	24.589	44.329	40.776	219.0	17:14:00.607



Red Bull Ring
Formula Regional Championship by Alpine
Collective Test 2
Lap Analysis

88

Hamda Al Qubaisi

Formula Alpine 91

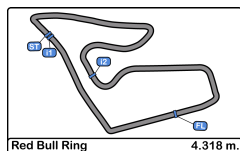
Eduardo Barrichello

Formula Alpine

PREMA RACING

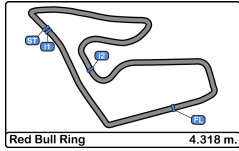
ARDEN

Lap	D	Time	Sector 1	Sector 2	Sector 3	T. Spd	Elapsed	Lap	D	Time	Sector 1	Sector 2	Sector 3	T. Spd	Elapsed
1		16:24:22.427	16:22:43.031	1:00.785	38.611	115.5	16:24:22.427	1		16:23:57.431	16:22:35.532	48.299	33.600	178.8	16:23:57.431
2		2:11.560	32.893	1:00.503	38.164	115.8	16:26:33.987	2		1:47.376	26.471	47.498	33.407	181.2	16:25:44.807
3		1:58.196	29.257	53.406	35.533	158.1	16:28:32.183	3		1:46.779	26.220	47.247	33.312	189.4	16:27:31.586
4		1:57.127	27.402	53.869	35.856	175.3	16:30:29.310	4		1:46.546	26.483	46.890	33.173	179.7	16:29:18.132
5		5:44.603 P	27.412	4:27.836	49.355	95.2	16:36:13.913	5		1:45.731	26.000	46.648	33.083	199.2	16:31:03.863
6		6:21.137	4:42.704	59.949	38.484	146.7	16:42:35.050	6		1:56.376 P	27.775	49.262	39.339	159.7	16:33:00.239
7		2:03.473	29.669	57.391	36.413	150.6	16:44:38.523	7		8:54.862	7:34.929	47.309	32.624	185.5	16:41:55.101
8		1:55.805	27.637	52.654	35.514	170.0	16:46:34.328	8		1:48.108	26.486	47.922	33.700	179.4	16:43:43.209
9		1:52.258	26.624	50.225	35.409	180.9	16:48:26.586	9		1:51.417	26.130	51.278	34.009	196.0	16:45:34.626
10		1:49.996	26.776	49.456	33.764	187.5	16:50:16.582	10		1:42.920	25.386	45.634	31.900	212.5	16:47:17.546
11		1:49.499	26.547	49.471	33.481	186.5	16:52:06.081	11		1:43.159	25.278	45.717	32.164	216.0	16:49:00.705
12		1:49.009	25.950	49.334	33.725	196.0	16:53:55.090	12		1:44.822	25.674	47.227	31.921	209.3	16:50:45.527
13		1:48.945	26.855	48.367	33.723	187.5	16:55:44.035	13		1:43.307	25.452	46.121	31.734	215.5	16:52:28.834
14		1:46.916	26.032	48.090	32.794	195.6	16:57:30.951	14		1:42.170	25.158	45.491	31.521	218.1	16:54:11.004
15		1:45.186	25.721	46.584	32.881	201.1	16:59:16.137	15		1:42.111	25.024	45.590	31.497	219.0	16:55:53.115
16		1:45.322	25.487	46.613	33.222	206.5	17:01:01.459	16		1:40.801	24.761	44.730	31.310	222.6	16:57:33.916
17		1:52.459 P	25.411	46.380	40.668	210.1	17:02:53.918	17		1:41.230	25.000	44.957	31.273	222.2	16:59:15.146
18		3:13.120	1:53.216	47.814	32.090	183.0	17:06:07.038	18		1:44.850 P	24.843	44.730	35.277	221.7	17:00:59.996
19		1:43.148	25.231	45.770	32.147	215.1	17:07:50.186	19		3:22.587	2:06.020	45.364	31.203	216.4	17:04:22.583
20		1:43.226	25.088	46.162	31.976	219.9	17:09:33.412	20		1:40.591	24.821	44.873	30.897	217.3	17:06:03.174
21		1:43.646	25.104	46.510	32.032	215.1	17:11:17.058	21		1:40.184	24.603	44.502	31.079	218.6	17:07:43.358
22		1:43.267	25.156	45.598	32.513	219.9	17:13:00.325	22		1:40.631	24.781	44.677	31.173	220.4	17:09:23.989
23		1:55.721 P	25.020	47.908	42.793	211.3	17:14:56.046	23		1:40.277	24.674	44.620	30.983	224.0	17:11:04.266
								24		1:40.191	24.614	44.572	31.005	225.0	17:12:44.457
								25		1:53.519 P	24.631	44.640	44.248	220.4	17:14:37.976



Red Bull Ring
Formula Regional Championship by Alpine
Collective Test 2
Best Sectors Results

Sector - 1			Sector - 2			Sector - 3			Ideal Lap vs Best Lap						
Clas	Nº	Driver	Time	Nº	Driver	Time	Nº	Driver	Time	Clas	Nº	Driver	Ideal Lap	Best Lap	Clas
1	12	Victor Bernier	24.415	46	Gabriele Mini	43.778	58	Sebastian Montoya	30.665	1	46	Gabriele Mini	1:38.897	1:38.962	1
2	46	Gabriele Mini	24.450	70	Tim Tramnitz	43.843	46	Gabriele Mini	30.669	2	19	Noel Leon	1:39.518	1:39.690	3
3	13	Joshua Dufek	24.480	10	Joshua Durksen	43.882	19	Noel Leon	30.795	3	64	Esteban Masson	1:39.605	1:39.605	2
4	85	Gabriel Bortoleto	24.525	64	Esteban Masson	43.964	27	Kas Haverkort	30.860	4	70	Tim Tramnitz	1:39.610	1:39.715	4
5	17	Sami Meguetounif	24.545	13	Joshua Dufek	44.019	12	Victor Bernier	30.860	5	30	Mari Boya	1:39.683	1:39.886	9
6	18	Dino Beganovic	24.547	30	Mari Boya	44.027	3	Paul Aron	30.870	6	13	Joshua Dufek	1:39.683	1:39.907	10
7	10	Joshua Durksen	24.583	19	Noel Leon	44.076	91	Eduardo Barrichello	30.897	7	10	Joshua Durksen	1:39.708	1:39.775	5
8	91	Eduardo Barrichello	24.603	3	Paul Aron	44.076	26	Hadrien David	30.899	8	3	Paul Aron	1:39.738	1:40.076	11
9	70	Tim Tramnitz	24.613	5	Maceo Capietto	44.082	35	Nicolas Baptiste	30.958	9	58	Sebastian Montoya	1:39.740	1:39.820	6
10	30	Mari Boya	24.632	58	Sebastian Montoya	44.114	64	Esteban Masson	30.993	10	85	Gabriel Bortoleto	1:39.742	1:39.843	8
11	77	Dilano Van 'T Hoff	24.636	72	Leonardo Fornaroli	44.170	30	Mari Boya	31.024	11	12	Victor Bernier	1:39.822	1:40.709	27
12	19	Noel Leon	24.647	85	Gabriel Bortoleto	44.179	77	Dilano Van 'T Hoff	31.029	12	17	Sami Meguetounif	1:39.831	1:39.831	7
13	64	Esteban Masson	24.648	16	Lorenzo Fluxa	44.226	85	Gabriel Bortoleto	31.038	13	27	Kas Haverkort	1:39.995	1:40.271	16
14	35	Nicolas Baptiste	24.656	17	Sami Meguetounif	44.228	17	Sami Meguetounif	31.058	14	91	Eduardo Barrichello	1:40.002	1:40.184	14
15	4	Roman Bilinski	24.664	11	Levente Revesz	44.239	68	Santiago Ramos	31.060	15	72	Leonardo Fornaroli	1:40.029	1:40.076	12
16	28	Sebastian Ogaard	24.694	65	Owen Tangavelou	44.325	9	Francesco Braschi	31.062	16	18	Dino Beganovic	1:40.094	1:40.407	18
17	16	Lorenzo Fluxa	24.703	18	Dino Beganovic	44.361	65	Owen Tangavelou	31.079	17	5	Maceo Capietto	1:40.109	1:40.120	13
18	42	Laurens Van Hoepen	24.725	27	Kas Haverkort	44.373	72	Leonardo Fornaroli	31.101	18	65	Owen Tangavelou	1:40.148	1:40.238	15
19	11	Levente Revesz	24.727	42	Laurens Van Hoepen	44.382	42	Laurens Van Hoepen	31.149	19	77	Dilano Van 'T Hoff	1:40.227	1:40.363	17
20	6	Pietro Armani	24.730	4	Roman Bilinski	44.449	70	Tim Tramnitz	31.154	20	26	Hadrien David	1:40.231	1:40.605	23
21	5	Maceo Capietto	24.735	68	Santiago Ramos	44.464	13	Joshua Dufek	31.184	21	42	Laurens Van Hoepen	1:40.256	1:40.491	20
22	55	Pierre-Louis Chovet	24.742	9	Francesco Braschi	44.471	4	Roman Bilinski	31.185	22	11	Levente Revesz	1:40.257	1:40.480	19
23	65	Owen Tangavelou	24.744	26	Hadrien David	44.479	18	Dino Beganovic	31.186	23	16	Lorenzo Fluxa	1:40.281	1:40.661	26
24	72	Leonardo Fornaroli	24.758	8	Matias Zagazeta	44.497	55	Pierre-Louis Chovet	31.212	24	4	Roman Bilinski	1:40.298	1:40.587	22
25	27	Kas Haverkort	24.762	91	Eduardo Barrichello	44.502	8	Matias Zagazeta	31.216	25	68	Santiago Ramos	1:40.375	1:40.637	24
26	21	Piotr Wisnicki	24.763	12	Victor Bernier	44.547	10	Joshua Durksen	31.243	26	35	Nicolas Baptiste	1:40.479	1:40.654	25
27	24	Nicola Marinangelli	24.790	24	Nicola Marinangelli	44.548	11	Levente Revesz	31.291	27	8	Matias Zagazeta	1:40.505	1:40.505	21
28	3	Paul Aron	24.792	77	Dilano Van 'T Hoff	44.562	5	Maceo Capietto	31.292	28	9	Francesco Braschi	1:40.571	1:40.747	29
29	8	Matias Zagazeta	24.792	21	Piotr Wisnicki	44.572	16	Lorenzo Fluxa	31.352	29	55	Pierre-Louis Chovet	1:40.712	1:40.726	28
30	68	Santiago Ramos	24.851	6	Pietro Armani	44.691	6	Pietro Armani	31.433	30	6	Pietro Armani	1:40.854	1:40.855	30
31	26	Hadrien David	24.853	28	Sebastian Ogaard	44.727	28	Sebastian Ogaard	31.514	31	21	Piotr Wisnicki	1:40.884	1:40.908	31
32	58	Sebastian Montoya	24.961	55	Pierre-Louis Chovet	44.758	21	Piotr Wisnicki	31.549	32	28	Sebastian Ogaard	1:40.935	1:41.047	32
33	88	Hamda Al Qubaisi	25.020	35	Nicolas Baptiste	44.865	7	Gillian Henrion	31.589	33	24	Nicola Marinangelli	1:40.985	1:41.101	33
34	9	Francesco Braschi	25.038	7	Gillian Henrion	45.195	24	Nicola Marinangelli	31.647	34	7	Gillian Henrion	1:42.224	1:42.224	34
35	22	Tereza Babickova	25.292	88	Hamda Al Qubaisi	45.598	88	Hamda Al Qubaisi	31.976	35	88	Hamda Al Qubaisi	1:42.594	1:43.148	35
36	7	Gillian Henrion	25.440	22	Tereza Babickova	46.121	22	Tereza Babickova	32.303	36	22	Tereza Babickova	1:43.716	1:44.355	36



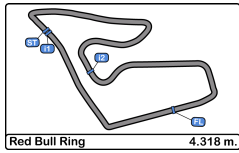
Red Bull Ring

Formula Regional Championship by Alpine

Collective Test 2

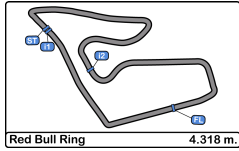
Best 5 Lap Times

Cls	N°	Driver	Nat	Cat	Cls	Team	Nat	Vehicle	Best 1		Best 2		Best 3		Best 4		Best 5	
									Time	Lap	Time	Lap	Time	Lap	Time	Lap	Time	Lap
1	46	Gabriele Mini				ART GRAND PRIX		Formula Alpine	1:38.962	23	1:39.412	19	1:39.454	18	1:39.466	20	1:39.487	17
2	64	Esteban Masson		R	1	ART GRAND PRIX		Formula Alpine	1:39.605	20	1:39.999	19	1:40.893	13	1:41.107	14	1:41.244	12
3	19	Noel Leon		R	2	ARDEN		Formula Alpine	1:39.690	24	1:39.766	23	1:40.128	19	1:40.412	22	1:40.479	16
4	70	Tim Tramnitz		R	3	TRIDENT		Formula Alpine	1:39.715	20	1:39.788	19	1:40.192	17	1:40.266	21	1:40.426	18
5	10	Joshua Durksen		R	4	ARDEN		Formula Alpine	1:39.775	20	1:39.920	19	1:40.795	14	1:41.307	12	1:41.551	11
6	58	Sebastian Montoya		R	5	PREMA RACING		Formula Alpine	1:39.820	20	1:40.266	19	1:40.983	16	1:41.819	12	1:42.107	13
7	17	Sami Meguetounif		R	6	MP MOTORSPORT		Formula Alpine	1:39.831	20	1:40.489	16	1:40.647	19	1:40.742	18	1:40.835	12
8	85	Gabriel Bortoleto				R-ACE GP		Formula Alpine	1:39.843	19	1:40.248	14	1:40.278	16	1:40.503	15	1:40.528	17
9	30	Mari Boya				MP MOTORSPORT		Formula Alpine	1:39.886	17	1:40.021	16	1:40.244	15	1:40.546	14	1:40.971	13
10	13	Joshua Dufek		R	7	VAN AMERSFOORT RACING		Formula Alpine	1:39.907	22	1:40.187	18	1:40.336	16	1:40.370	17	1:40.408	21
11	3	Paul Aron				PREMA RACING		Formula Alpine	1:40.076	21	1:40.099	20	1:40.161	17	1:40.218	16	1:40.244	19
12	72	Leonardo Fornaroli		R	8	TRIDENT		Formula Alpine	1:40.076	18	1:40.313	17	1:41.090	15	1:41.885	8	1:41.917	7
13	5	Maceo Capietto		R	9	MONOLITE RACING		Formula Alpine	1:40.120	19	1:40.176	17	1:40.288	18	1:40.540	16	1:40.627	15
14	91	Eduardo Barrichello				ARDEN		Formula Alpine	1:40.184	21	1:40.191	24	1:40.277	23	1:40.591	20	1:40.631	22
15	65	Owen Tangavelou		R	10	RPM		Formula Alpine	1:40.238	17	1:40.323	19	1:40.719	18	1:40.743	16	1:41.333	15
16	27	Kas Haverkort				VAN AMERSFOORT RACING		Formula Alpine	1:40.271	17	1:40.304	16	1:40.330	20	1:40.399	14	1:40.706	15
17	77	Dilano Van 'T Hoff				MP MOTORSPORT		Formula Alpine	1:40.363	16	1:40.439	17	1:40.483	18	1:40.538	15	1:40.930	10
18	18	Dino Beganovic				PREMA RACING		Formula Alpine	1:40.407	23	1:40.471	22	1:40.882	19	1:41.067	15	1:41.810	18
19	11	Levente Revesz				VAN AMERSFOORT RACING		Formula Alpine	1:40.480	21	1:40.616	23	1:40.819	17	1:40.904	22	1:41.022	19
20	42	Laurens Van		R	11	ART GRAND PRIX		Formula Alpine	1:40.491	22	1:40.787	21	1:40.836	20	1:41.021	14	1:41.125	15
21	8	Matias Zagazeta		R	12	G4 RACING		Formula Alpine	1:40.505	22	1:41.015	21	1:41.212	20	1:41.249	17	1:41.340	16
22	4	Roman Bilinski		R	13	TRIDENT		Formula Alpine	1:40.587	19	1:40.602	17	1:40.681	20	1:40.789	16	1:40.813	21
23	26	Hadrien David				R-ACE GP		Formula Alpine	1:40.605	17	1:40.685	18	1:41.127	16	1:41.225	15	1:42.450	12
24	68	Santiago Ramos		R	14	KIC MOTORSPORT		Formula Alpine	1:40.637	16	1:40.658	18	1:40.717	20	1:40.938	17	1:41.161	19
25	35	Nicolas Baptiste		R	15	FA RACING		Formula Alpine	1:40.654	21	1:40.882	20	1:41.506	15	1:41.579	14	1:42.132	22
26	16	Lorenzo Fluxa				R-ACE GP		Formula Alpine	1:40.661	19	1:40.703	20	1:40.915	18	1:41.002	17	1:41.076	15
27	12	Victor Bernier		R	16	FA RACING		Formula Alpine	1:40.709	18	1:41.533	19	1:41.659	9	1:42.225	8	1:42.770	15
28	55	Pierre-Louis Chovet				RPM		Formula Alpine	1:40.726	16	1:40.990	17	1:41.030	18	1:41.627	15	1:42.157	9
29	9	Francesco Braschi		R	17	FA RACING		Formula Alpine	1:40.747	19	1:41.040	18	1:41.344	13	1:41.484	17	1:42.000	12
30	6	Pietro Armani		R	18	MONOLITE RACING		Formula Alpine	1:40.855	19	1:41.320	17	1:41.571	16	1:41.817	11	1:41.893	15
31	21	Piotr Wisnicki		R	19	KIC MOTORSPORT		Formula Alpine	1:40.908	20	1:41.785	12	1:41.939	17	1:42.517	19	1:42.839	18
32	28	Sebastian Ogaard				KIC MOTORSPORT		Formula Alpine	1:41.047	16	1:41.053	19	1:41.483	17	1:41.775	15	1:42.502	13
33	24	Nicola Marinangelli				MONOLITE RACING		Formula Alpine	1:41.101	17	1:41.514	14	1:42.090	10	1:42.756	9	1:44.072	7
34	7	Gillian Henrion				G4 RACING		Formula Alpine	1:42.224	20	1:43.200	14	1:43.526	13	1:43.630	15	1:43.668	18
35	88	Hamda Al Qubaisi				PREMA RACING		Formula Alpine	1:43.148	19	1:43.226	20	1:43.267	22	1:43.646	21	1:45.186	15
36	22	Tereza Babickova				G4 RACING		Formula Alpine	1:44.355	18	1:44.600	19	1:44.724	12	1:45.647	10	1:46.542	9



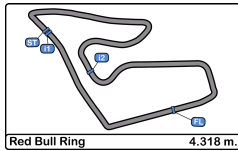
Red Bull Ring
Formula Regional Championship by Alpine
Collective Test 2
Best 5 Top Speeds

Clas	N°	Driver	Nat	Cat	Cla	Team	Nat	Vehicle	Top 1		Top 2		Top 3		Top 4		Top 5		Avg
									Km/h	Lap	Km/h	Lap	Km/h	Lap	Km/h	Lap	Km/h	Lap	
1	17	Sami Meguetounif	FRA	R	1	MP MOTORSPORT	NLD	Formula Alpine	228.8	19	225.4	18	224.0	17	222.2	20	218.6	15	223.8
2	26	Hadrien David	FRA			R-ACE GP	FRA	Formula Alpine	227.3	16	225.4	18	224.0	17	223.6	15	218.6	19	223.8
3	10	Joshua Durksen	PRY	R	2	ARDEN	GBR	Formula Alpine	226.8	20	225.0	19	220.8	21	220.4	11	220.4	12	222.7
4	28	Sebastian Ogaard	DNK			KIC MOTORSPORT	FIN	Formula Alpine	225.9	16	225.0	15	224.5	13	221.7	20	221.3	19	223.7
5	46	Gabriele Mini	ITA			ART GRAND PRIX	FRA	Formula Alpine	225.9	23	224.5	20	221.7	14	220.4	19	220.4	21	222.6
6	5	Maceo Capietto	FRA	R	3	MONOLITE RACING	ITA	Formula Alpine	225.4	17	225.0	18	225.0	19	223.6	10	223.1	11	224.4
7	18	Dino Beganovic	SWE			PREMA RACING	ITA	Formula Alpine	225.0	22	225.0	23	220.8	24	219.9	20	219.5	16	222.0
8	42	Laurens Van Hoepen	NLD	R	4	ART GRAND PRIX	FRA	Formula Alpine	225.0	14	223.6	22	220.4	13	220.4	19	220.4	23	221.9
9	91	Eduardo Barrichello	BRA			ARDEN	GBR	Formula Alpine	225.0	24	224.0	23	222.6	16	222.2	17	221.7	18	223.1
10	3	Paul Aron	EST			PREMA RACING	ITA	Formula Alpine	224.5	22	224.0	20	223.6	19	222.6	21	221.3	14	223.2
11	16	Lorenzo Fluxa	ESP			R-ACE GP	FRA	Formula Alpine	224.0	19	223.1	20	222.2	18	217.3	16	217.3	17	220.8
12	19	Noel Leon	MEX	R	5	ARDEN	GBR	Formula Alpine	224.0	23	223.6	22	223.6	24	219.5	25	218.1	20	221.7
13	30	Mari Boya	ESP			MP MOTORSPORT	NLD	Formula Alpine	224.0	17	222.6	16	222.2	15	220.4	18	217.3	12	221.3
14	68	Santiago Ramos	MEX	R	6	KIC MOTORSPORT	FIN	Formula Alpine	224.0	18	223.6	20	221.7	15	221.3	16	220.8	12	222.3
15	4	Roman Bilinski	POL	R	7	TRIDENT	ITA	Formula Alpine	223.6	20	223.1	17	222.6	18	222.6	21	222.2	19	222.8
16	12	Victor Bernier	FRA	R	8	FA RACING	ESP	Formula Alpine	223.6	12	223.1	18	222.6	11	222.6	20	222.6	22	222.9
17	64	Esteban Masson	FRA	R	9	ART GRAND PRIX	FRA	Formula Alpine	223.6	19	222.6	18	222.6	20	220.4	15	219.0	14	221.6
18	13	Joshua Dufek	CHE	R	10	VAN AMERSFOORT RACING	NLD	Formula Alpine	223.1	20	222.2	23	221.7	18	221.7	21	221.3	22	222.0
19	21	Piotr Wisnicki	POL	R	11	KIC MOTORSPORT	FIN	Formula Alpine	223.1	17	221.7	12	221.3	10	220.8	11	220.4	20	221.4
20	72	Leonardo Fornaroli	ITA	R	12	TRIDENT	ITA	Formula Alpine	223.1	17	223.1	18	219.0	8	218.1	15	216.8	9	220.0
21	9	Francesco Braschi	ITA	R	13	FA RACING	ESP	Formula Alpine	222.6	18	222.6	19	222.2	17	221.7	13	221.7	16	222.2
22	85	Gabriel Bortoleto	BRA			R-ACE GP	FRA	Formula Alpine	222.6	19	220.4	9	220.4	11	219.5	18	219.0	20	220.4
23	8	Matias Zagazeta	PBR	R	14	G4 RACING	CHE	Formula Alpine	222.2	21	222.2	22	219.5	15	219.0	14	218.1	13	220.2
24	27	Kas Haverkort	NLD			VAN AMERSFOORT RACING	NLD	Formula Alpine	222.2	12	220.4	9	219.9	15	219.5	17	219.5	18	220.3
25	55	Pierre-Louis Chovet	FRA			RPM	ITA	Formula Alpine	222.2	19	220.8	14	220.8	18	220.4	15	220.4	16	220.9
26	77	Dilano Van 'T Hoff	NLD			MP MOTORSPORT	NLD	Formula Alpine	221.7	18	221.3	17	219.9	19	219.0	16	218.6	15	220.1
27	11	Levente Revesz	HUN			VAN AMERSFOORT RACING	NLD	Formula Alpine	221.3	19	219.0	22	219.0	23	218.6	21	218.6	24	219.3
28	70	Tim Tramnitz	DEU	R	15	TRIDENT	ITA	Formula Alpine	221.3	22	220.8	19	220.8	21	219.5	17	219.0	18	220.3
29	65	Owen Tangavelou	FRA	R	16	RPM	ITA	Formula Alpine	220.8	18	219.9	19	219.5	17	218.6	15	218.6	16	219.5
30	24	Nicola Marinangelli	ITA			MONOLITE RACING	ITA	Formula Alpine	219.9	17	219.9	18	219.0	15	218.1	10	217.7	9	218.9
31	88	Hamda Al Qubaisi	ARE			PREMA RACING	ITA	Formula Alpine	219.9	20	219.9	22	215.1	19	215.1	21	211.3	23	216.3
32	6	Pietro Armani	ITA	R	17	MONOLITE RACING	ITA	Formula Alpine	219.5	19	218.1	15	218.1	16	217.3	17	216.4	11	217.9
33	58	Sebastian Montoya	COL	R	18	PREMA RACING	ITA	Formula Alpine	219.0	17	218.1	21	216.8	14	216.8	16	216.0	12	217.3
34	35	Nicolas Baptiste	COL	R	19	FA RACING	ESP	Formula Alpine	218.6	20	218.1	21	218.1	22	217.3	18	216.4	23	217.7
35	22	Tereza Babickova	CZE			G4 RACING	CHE	Formula Alpine	218.1	18	216.8	17	216.0	12	215.1	19	214.7	14	216.1
36	7	Gillian Henrion	FRA			G4 RACING	CHE	Formula Alpine	217.3	21	216.8	20	216.0	15	215.5	14	214.2	16	216.0



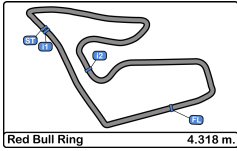
Red Bull Ring
Formula Regional Championship by Alpine
Collective Test 2
Fastest Laps Sequence

Lap	Time of Day	Session Time	N°	Driver	Nat	Cat	Team	Nat	Vehicle	Time	Km/h
2	16:25:42.210	3:42.210	10	Joshua Durksen		PRY	R ARDEN		GBR Formula Alpine	1:47.947	144.0
2	16:25:44.807	3:44.807	91	Eduardo Barrichello		BRA	ARDEN		GBR Formula Alpine	1:47.376	144.7
2	16:25:46.424	3:46.424	19	Noel Leon		MEX	R ARDEN		GBR Formula Alpine	1:47.181	145.0
2	16:25:47.011	3:47.011	58	Sebastian Montoya		COL	R PREMA RACING		ITA Formula Alpine	1:46.225	146.3
4	16:29:14.060	7:14.060	10	Joshua Durksen		PRY	R ARDEN		GBR Formula Alpine	1:45.320	147.5
5	16:30:59.027	8:59.027	10	Joshua Durksen		PRY	R ARDEN		GBR Formula Alpine	1:44.967	148.0
8	16:43:43.666	21:43.666	19	Noel Leon		MEX	R ARDEN		GBR Formula Alpine	1:44.274	149.0
8	16:43:50.363	21:50.363	3	Paul Aron		EST	PREMA RACING		ITA Formula Alpine	1:43.554	150.1
8	16:43:53.436	21:53.436	18	Dino Beganovic		SWE	PREMA RACING		ITA Formula Alpine	1:43.473	150.2
8	16:43:57.266	21:57.266	58	Sebastian Montoya		COL	R PREMA RACING		ITA Formula Alpine	1:43.413	150.3
5	16:44:04.039	22:04.039	85	Gabriel Bortoleto		BRA	R-ACE GP		FRA Formula Alpine	1:43.197	150.6
7	16:45:07.326	23:07.326	12	Victor Bernier		FRA	R FA RACING		ESP Formula Alpine	1:43.007	150.9
8	16:46:39.192	24:39.192	27	Kas Haverkort		NLD	VAN AMERSFOORT RACING		NLD Formula Alpine	1:42.490	151.6
8	16:46:49.551	24:49.551	12	Victor Bernier		FRA	R FA RACING		ESP Formula Alpine	1:42.225	152.0
10	16:47:14.341	25:14.341	19	Noel Leon		MEX	R ARDEN		GBR Formula Alpine	1:42.179	152.1
9	16:48:31.210	26:31.210	12	Victor Bernier		FRA	R FA RACING		ESP Formula Alpine	1:41.659	152.9
11	16:48:50.105	26:50.105	10	Joshua Durksen		PRY	R ARDEN		GBR Formula Alpine	1:41.551	153.0
10	16:50:03.925	28:03.925	27	Kas Haverkort		NLD	VAN AMERSFOORT RACING		NLD Formula Alpine	1:41.461	153.2
12	16:50:31.412	28:31.412	10	Joshua Durksen		PRY	R ARDEN		GBR Formula Alpine	1:41.307	153.4
12	16:53:26.419	31:26.419	27	Kas Haverkort		NLD	VAN AMERSFOORT RACING		NLD Formula Alpine	1:41.051	153.8
14	16:53:55.295	31:55.295	10	Joshua Durksen		PRY	R ARDEN		GBR Formula Alpine	1:40.795	154.2
13	16:55:07.142	33:07.142	27	Kas Haverkort		NLD	VAN AMERSFOORT RACING		NLD Formula Alpine	1:40.723	154.3
13	16:55:46.595	33:46.595	46	Gabriele Mini		ITA	ART GRAND PRIX		FRA Formula Alpine	1:40.006	155.4
14	16:57:26.382	35:26.382	46	Gabriele Mini		ITA	ART GRAND PRIX		FRA Formula Alpine	1:39.787	155.7
16	17:00:45.889	38:45.889	46	Gabriele Mini		ITA	ART GRAND PRIX		FRA Formula Alpine	1:39.568	156.1
17	17:02:25.376	40:25.376	46	Gabriele Mini		ITA	ART GRAND PRIX		FRA Formula Alpine	1:39.487	156.2
18	17:04:04.830	42:04.830	46	Gabriele Mini		ITA	ART GRAND PRIX		FRA Formula Alpine	1:39.454	156.3
19	17:05:44.242	43:44.242	46	Gabriele Mini		ITA	ART GRAND PRIX		FRA Formula Alpine	1:39.412	156.3
23	17:12:22.082	50:22.082	46	Gabriele Mini		ITA	ART GRAND PRIX		FRA Formula Alpine	1:38.962	157.0



Red Bull Ring
Formula Regional Championship by Alpine
Collective Test 2
Event Best Maximum Speed

N°	Driver	Nat	Cat	Clas	Team	Nat	Vehicle	Km/h	Session
3	Paul Aron				PREMA RACING		Formula Alpine	235.2	Pre-Event Collective Test 1
55	Pierre-Louis Chovet				RPM		Formula Alpine	234.7	Pre-Event Collective Test 1
42	Laurens Van Hoepen		R	1	ART GRAND PRIX		Formula Alpine	233.7	Pre-Event Collective Test 1
26	Hadrien David				R-ACE GP		Formula Alpine	233.2	Pre-Event Collective Test 1
17	Sami Meguetounif		R	2	MP MOTORSPORT		Formula Alpine	232.7	Pre-Event Collective Test 1
65	Owen Tangavelou		R	3	RPM		Formula Alpine	232.2	Pre-Event Collective Test 1
46	Gabriele Mini				ART GRAND PRIX		Formula Alpine	232.2	Pre-Event Collective Test 1
77	Dilano Van T Hoff				MP MOTORSPORT		Formula Alpine	232.2	Pre-Event Collective Test 1
18	Dino Beganovic				PREMA RACING		Formula Alpine	232.2	Pre-Event Collective Test 1
64	Esteban Masson		R	4	ART GRAND PRIX		Formula Alpine	232.2	Pre-Event Collective Test 1
88	Hamda Al Qubaisi				PREMA RACING		Formula Alpine	232.2	Pre-Event Collective Test 1
9	Francesco Braschi		R	5	FA RACING		Formula Alpine	231.7	Pre-Event Collective Test 1
91	Eduardo Barrichello				ARDEN		Formula Alpine	231.7	Pre-Event Collective Test 1
8	Matias Zagazeta		R	6	G4 RACING		Formula Alpine	231.2	Pre-Event Collective Test 1
10	Joshua Durksen		R	7	ARDEN		Formula Alpine	231.2	Pre-Event Collective Test 1
27	Kas Haverkort				VAN AMERSFOORT RACING		Formula Alpine	230.7	Pre-Event Collective Test 1
30	Mari Boya				MP MOTORSPORT		Formula Alpine	230.7	Pre-Event Collective Test 1
58	Sebastian Montoya		R	8	PREMA RACING		Formula Alpine	230.7	Pre-Event Collective Test 1
72	Leonardo Fornaroli		R	9	TRIDENT		Formula Alpine	230.7	Pre-Event Collective Test 1
16	Lorenzo Fluxa				R-ACE GP		Formula Alpine	230.2	Pre-Event Collective Test 1
4	Roman Bilinski		R	10	TRIDENT		Formula Alpine	230.2	Pre-Event Collective Test 1
24	Nicola Marinangelli				MONOLITE RACING		Formula Alpine	230.2	Pre-Event Collective Test 1
19	Noel Leon		R	11	ARDEN		Formula Alpine	230.2	Pre-Event Collective Test 1
85	Gabriel Bortoleto				R-ACE GP		Formula Alpine	230.2	Pre-Event Collective Test 1
11	Levente Revesz				VAN AMERSFOORT RACING		Formula Alpine	230.2	Pre-Event Collective Test 1
70	Tim Tramnitz		R	12	TRIDENT		Formula Alpine	230.2	Collective Test 1
13	Joshua Dufek		R	13	VAN AMERSFOORT RACING		Formula Alpine	229.7	Pre-Event Collective Test 1
35	Nicolas Baptiste		R	14	FA RACING		Formula Alpine	229.2	Pre-Event Collective Test 1
5	Maceo Capietto		R	15	MONOLITE RACING		Formula Alpine	229.2	Pre-Event Collective Test 1
6	Pietro Armanni		R	16	MONOLITE RACING		Formula Alpine	229.2	Pre-Event Collective Test 1
21	Piotr Wisnicki		R	17	KIC MOTORSPORT		Formula Alpine	229.2	Collective Test 1
68	Santiago Ramos		R	18	KIC MOTORSPORT		Formula Alpine	228.3	Collective Test 1
22	Tereza Babickova				G4 RACING		Formula Alpine	227.8	Pre-Event Collective Test 1
28	Sebastian Ogaard				KIC MOTORSPORT		Formula Alpine	227.8	Pre-Event Collective Test 1
7	Gillian Henrion				G4 RACING		Formula Alpine	227.8	Collective Test 1
12	Victor Bernier		R	19	FA RACING		Formula Alpine	227.3	Pre-Event Collective Test 1



Red Bull Ring
Formula Regional Championship by Alpine
Collective Test 2
Pit Stop Analysis

3 Paul Aron PREMA RACING
 Formula Alpine

Nr.	In Day Time	In Time	Out Time	Pit Time	T. Pit Time	Handicap	Penalty
1	16:33:07.399	16:33:07.399	16:40:12.431	7:05.032	7:05.032		
2	16:49:05.063	16:49:05.063	16:52:51.228	3:46.165	10:51.197		
3	16:58:30.691	16:58:30.691	17:00:54.319	2:23.628	13:14.825		

4 Roman Bilinski TRIDENT
 Formula Alpine

Nr.	In Day Time	In Time	Out Time	Pit Time	T. Pit Time	Handicap	Penalty
1	16:26:13.576	16:26:13.576	16:29:35.863	3:22.287	3:22.287		
2	16:33:24.357	16:33:24.357	16:40:28.328	7:03.971	10:26.258		
3	16:56:30.467	16:56:30.467	16:59:45.698	3:15.231	13:41.489		

5 Maceo Capietto MONOLITE RACING
 Formula Alpine

Nr.	In Day Time	In Time	Out Time	Pit Time	T. Pit Time	Handicap	Penalty
1	16:28:39.950	16:28:39.950	16:41:41.911	13:01.961	13:01.961		
2	16:58:58.857	16:58:58.857	17:03:00.246	4:01.389	17:03.350		

6 Pietro Armanni MONOLITE RACING
 Formula Alpine

Nr.	In Day Time	In Time	Out Time	Pit Time	T. Pit Time	Handicap	Penalty
1	16:27:01.080	16:27:01.080	16:30:07.657	3:06.577	3:06.577		
2	16:32:05.534	16:32:05.534	16:40:51.420	8:45.886	11:52.463		
3	16:58:48.672	16:58:48.672	17:02:05.011	3:16.339	15:08.802		

7 Gillian Henrion G4 RACING
 Formula Alpine

Nr.	In Day Time	In Time	Out Time	Pit Time	T. Pit Time	Handicap	Penalty
1	16:30:47.666	16:30:47.666	16:41:44.820	10:57.154	10:57.154		
2	17:03:22.944	17:03:22.944	17:05:42.088	2:19.144	13:16.298		

8 Matias Zagazeta G4 RACING
 Formula Alpine

Nr.	In Day Time	In Time	Out Time	Pit Time	T. Pit Time	Handicap	Penalty
1	16:31:59.317	16:31:59.317	16:41:07.336	9:08.019	9:08.019		
2	17:03:42.014	17:03:42.014	17:06:16.204	2:34.190	11:42.209		

9 Francesco Braschi FA RACING
 Formula Alpine

Nr.	In Day Time	In Time	Out Time	Pit Time	T. Pit Time	Handicap	Penalty
1	16:26:35.379	16:26:35.379	16:28:52.843	2:17.464	2:17.464		
2	16:32:49.247	16:32:49.247	16:40:36.695	7:47.448	10:04.912		
3	16:58:18.976	16:58:18.976	17:03:36.376	5:17.400	15:22.312		

10 Joshua Durksen ARDEN
 Formula Alpine

Nr.	In Day Time	In Time	Out Time	Pit Time	T. Pit Time	Handicap	Penalty
1	16:33:02.853	16:33:02.853	16:40:05.612	7:02.759	7:02.759		
2	16:57:19.788	16:57:19.788	17:05:45.150	8:25.362	15:28.121		

11 Levente Revesz VAN AMERSFOORT RACING
 Formula Alpine

Nr.	In Day Time	In Time	Out Time	Pit Time	T. Pit Time	Handicap	Penalty
1	16:32:01.963	16:32:01.963	16:40:43.363	8:41.400	8:41.400		
2	16:56:33.184	16:56:33.184	16:57:45.322	1:12.138	9:53.538		

12 Victor Bernier FA RACING
 Formula Alpine

Nr.	In Day Time	In Time	Out Time	Pit Time	T. Pit Time	Handicap	Penalty
1	16:26:30.687	16:26:30.687	16:26:54.381	23.694	23.694		
2	16:32:33.602	16:32:33.602	16:41:17.158	8:43.556	9:07.250		
3	16:55:18.394	16:55:18.394	16:56:50.244	1:31.850	10:39.100		

13 Joshua Dufek VAN AMERSFOORT RACING
 Formula Alpine

Nr.	In Day Time	In Time	Out Time	Pit Time	T. Pit Time	Handicap	Penalty
1	16:30:41.501	16:30:41.501	16:41:45.734	11:04.233	11:04.233		

16 Lorenzo Fluxa R-ACE GP
 Formula Alpine

Nr.	In Day Time	In Time	Out Time	Pit Time	T. Pit Time	Handicap	Penalty
1	16:28:05.803	16:28:05.803	16:40:23.939	12:18.136	12:18.136		
2	16:57:55.172	16:57:55.172	17:01:29.752	3:34.580	15:52.716		

17 Sami Meguetounif MP MOTORSPORT
 Formula Alpine

Nr.	In Day Time	In Time	Out Time	Pit Time	T. Pit Time	Handicap	Penalty
1	16:26:49.543	16:26:49.543	16:41:34.873	14:45.330	14:45.330		
2	16:55:37.140	16:55:37.140	16:56:00.426	23.286	15:08.616		

18 Dino Beganovic PREMA RACING
 Formula Alpine

Nr.	In Day Time	In Time	Out Time	Pit Time	T. Pit Time	Handicap	Penalty
1	16:33:16.775	16:33:16.775	16:40:14.295	6:57.520	6:57.520		
2	16:57:36.783	16:57:36.783	17:00:09.414	2:32.631	9:30.151		
3	17:06:57.321	17:06:57.321	17:08:16.951	1:19.630	10:49.781		

19 Noel Leon ARDEN
 Formula Alpine

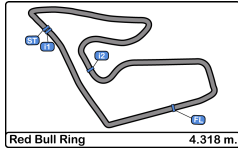
Nr.	In Day Time	In Time	Out Time	Pit Time	T. Pit Time	Handicap	Penalty
1	16:33:09.529	16:33:09.529	16:40:10.383	7:00.854	7:00.854		
2	17:04:38.716	17:04:38.716	17:06:33.299	1:54.583	8:55.437		

21 Piotr Wisnicki KIC MOTORSPORT
 Formula Alpine

Nr.	In Day Time	In Time	Out Time	Pit Time	T. Pit Time	Handicap	Penalty
1	16:31:57.537	16:31:57.537	16:41:21.035	9:23.498	9:23.498		
2	16:55:54.974	16:55:54.974	17:00:34.956	4:39.982	14:03.480		

22 Tereza Babickova G4 RACING
 Formula Alpine

Nr.	In Day Time	In Time	Out Time	Pit Time	T. Pit Time	Handicap	Penalty
1	16:29:10.366	16:29:10.366	16:40:46.338	11:35.972	11:35.972		
2	17:01:03.594	17:01:03.594	17:04:36.741	3:33.147	15:09.119		



Red Bull Ring
Formula Regional Championship by Alpine
Collective Test 2
Pit Stop Analysis

24 Nicola Marinangelli MONOLITE RACING
 Formula Alpine

Nr.	In Day Time	In Time	Out Time	Pit Time	T. Pit Time	Handicap	Penalty
1	16:26:52.103	16:26:52.103	16:41:42.989	14:50.886	14:50.886		
2	16:57:50.043	16:57:50.043	17:00:43.764	2:53.721	17:44.607		
3	17:07:44.211	17:07:44.211	17:09:13.277	1:29.066	19:13.673		

26 Hadrien David R-ACE GP
 Formula Alpine

Nr.	In Day Time	In Time	Out Time	Pit Time	T. Pit Time	Handicap	Penalty
1	16:26:00.896	16:26:00.896	16:30:23.052	4:22.156	4:22.156		
2	16:32:12.148	16:32:12.148	16:40:18.869	8:06.721	12:28.877		
3	16:52:38.898	16:52:38.898	16:55:31.724	2:52.826	15:21.703		
4	17:00:36.076	17:00:36.076	17:04:03.634	3:27.558	18:49.261		

27 Kas Haverkort VAN AMERSFOORT RACING
 Formula Alpine

Nr.	In Day Time	In Time	Out Time	Pit Time	T. Pit Time	Handicap	Penalty
1	16:32:47.339	16:32:47.339	16:41:16.127	8:28.788	8:28.788		
2	17:03:30.145	17:03:30.145	17:07:14.346	3:44.201	12:12.989		

28 Sebastian Ogaard KIC MOTORSPORT
 Formula Alpine

Nr.	In Day Time	In Time	Out Time	Pit Time	T. Pit Time	Handicap	Penalty
1	16:30:05.082	16:30:05.082	16:41:32.878	11:27.796	11:27.796		
2	16:53:59.678	16:53:59.678	16:57:34.903	3:35.225	15:03.021		

30 Mari Boya MP MOTORSPORT
 Formula Alpine

Nr.	In Day Time	In Time	Out Time	Pit Time	T. Pit Time	Handicap	Penalty
1	16:26:48.040	16:26:48.040	16:41:52.979	15:04.939	15:04.939		
2	16:55:52.578	16:55:52.578	17:01:38.554	5:45.976	20:50.915		

35 Nicolas Baptiste R FA RACING
 Formula Alpine

Nr.	In Day Time	In Time	Out Time	Pit Time	T. Pit Time	Handicap	Penalty
1	16:32:16.996	16:32:16.996	16:40:41.321	8:24.325	8:24.325		
2	17:00:27.841	17:00:27.841	17:02:10.128	1:42.287	10:06.612		

42 Laurens Van Hoepen R ART GRAND PRIX
 Formula Alpine

Nr.	In Day Time	In Time	Out Time	Pit Time	T. Pit Time	Handicap	Penalty
1	16:33:27.029	16:33:27.029	16:43:48.653	10:21.624	10:21.624		

46 Gabriele Mini ART GRAND PRIX
 Formula Alpine

Nr.	In Day Time	In Time	Out Time	Pit Time	T. Pit Time	Handicap	Penalty
1	16:33:14.716	16:33:14.716	16:43:45.019	10:30.303	10:30.303		

55 Pierre-Louis Chovet RPM
 Formula Alpine

Nr.	In Day Time	In Time	Out Time	Pit Time	T. Pit Time	Handicap	Penalty
1	16:28:03.138	16:28:03.138	16:40:32.353	12:29.215	12:29.215		
2	16:54:52.955	16:54:52.955	17:00:15.725	5:22.770	17:51.985		

58 Sebastian Montoya R PREMA RACING
 Formula Alpine

Nr.	In Day Time	In Time	Out Time	Pit Time	T. Pit Time	Handicap	Penalty
1	16:32:56.478	16:32:56.478	16:40:15.729	7:19.251	7:19.251		
2	16:54:10.907	16:54:10.907	16:59:31.834	5:20.927	12:40.178		
3	17:04:31.413	17:04:31.413	17:07:09.687	2:38.274	15:18.452		

64 Esteban Masson R ART GRAND PRIX
 Formula Alpine

Nr.	In Day Time	In Time	Out Time	Pit Time	T. Pit Time	Handicap	Penalty
1	16:29:51.374	16:29:51.374	16:43:47.170	13:55.796	13:55.796		
2	17:04:29.484	17:04:29.484	17:06:40.748	2:11.264	16:07.060		

65 Owen Tangavelou R RPM
 Formula Alpine

Nr.	In Day Time	In Time	Out Time	Pit Time	T. Pit Time	Handicap	Penalty
1	16:28:11.131	16:28:11.131	16:40:35.122	12:23.991	12:23.991		
2	16:54:48.277	16:54:48.277	16:59:19.364	4:31.087	16:55.078		

68 Santiago Ramos R KIC MOTORSPORT
 Formula Alpine

Nr.	In Day Time	In Time	Out Time	Pit Time	T. Pit Time	Handicap	Penalty
1	16:26:28.856	16:26:28.856	16:28:49.980	2:21.124	2:21.124		
2	16:32:36.775	16:32:36.775	16:41:34.191	8:57.416	11:18.540		
3	16:57:15.319	16:57:15.319	17:01:41.476	4:26.157	15:44.697		

70 Tim Tramnitz R TRIDENT
 Formula Alpine

Nr.	In Day Time	In Time	Out Time	Pit Time	T. Pit Time	Handicap	Penalty
1	16:26:06.704	16:26:06.704	16:30:31.280	4:24.576	4:24.576		
2	16:32:29.242	16:32:29.242	16:40:25.833	7:56.591	12:21.167		
3	16:59:33.729	16:59:33.729	17:01:21.457	1:47.728	14:08.895		

72 Leonardo Fornaroli R TRIDENT
 Formula Alpine

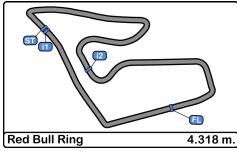
Nr.	In Day Time	In Time	Out Time	Pit Time	T. Pit Time	Handicap	Penalty
1	16:26:20.307	16:26:20.307	16:40:30.957	14:10.650	14:10.650		
2	16:56:20.092	16:56:20.092	16:59:46.862	3:26.770	17:37.420		
3	17:03:45.453	17:03:45.453	17:04:32.412	46.959	18:24.379		

77 Dilano Van T Hoff MP MOTORSPORT
 Formula Alpine

Nr.	In Day Time	In Time	Out Time	Pit Time	T. Pit Time	Handicap	Penalty
1	16:26:41.693	16:26:41.693	16:40:44.221	14:02.528	14:02.528		
2	16:56:24.350	16:56:24.350	17:00:25.197	4:00.847	18:03.375		

85 Gabriel Bortoletto R-ACE GP
 Formula Alpine

Nr.	In Day Time	In Time	Out Time	Pit Time	T. Pit Time	Handicap	Penalty
1	16:24:14.597	16:24:14.597	16:25:54.242	1:39.645	1:39.645		
2	16:29:33.057	16:29:33.057	16:40:21.584	10:48.527	12:28.172		
3	16:56:22.986	16:56:22.986	17:00:28.236	4:05.250	16:33.422		



Red Bull Ring

Formula Regional Championship by Alpine

Collective Test 2

Pit Stop Analysis

88

Hamda Al Qubaisi

PREMA RACING

Formula Alpine

Nr.	In Day Time	In Time	Out Time	Pit Time	T. Pit Time	Handicap	Penalty
1	16:36:08.986	16:36:08.986	16:40:17.371	4:08.385	4:08.385		
2	17:02:49.130	17:02:49.130	17:04:18.709	1:29.579	5:37.964		

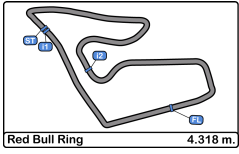
91

Eduardo Barrichello

ARDEN

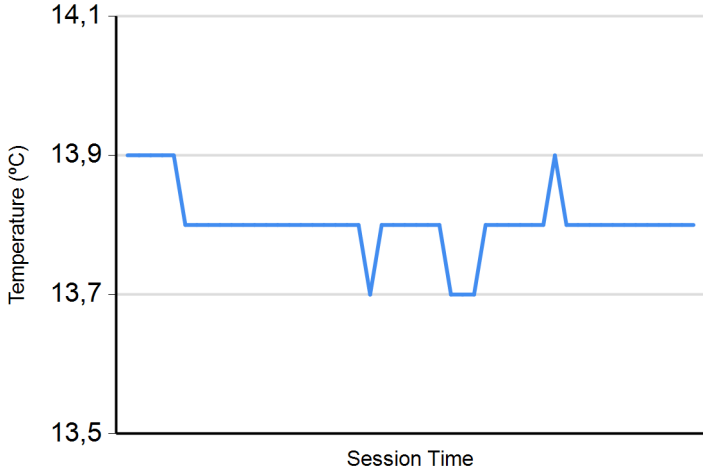
Formula Alpine

Nr.	In Day Time	In Time	Out Time	Pit Time	T. Pit Time	Handicap	Penalty
1	16:32:55.437	16:32:55.437	16:40:07.278	7:11.841	7:11.841		
2	17:00:55.225	17:00:55.225	17:02:43.724	1:48.499	9:00.340		

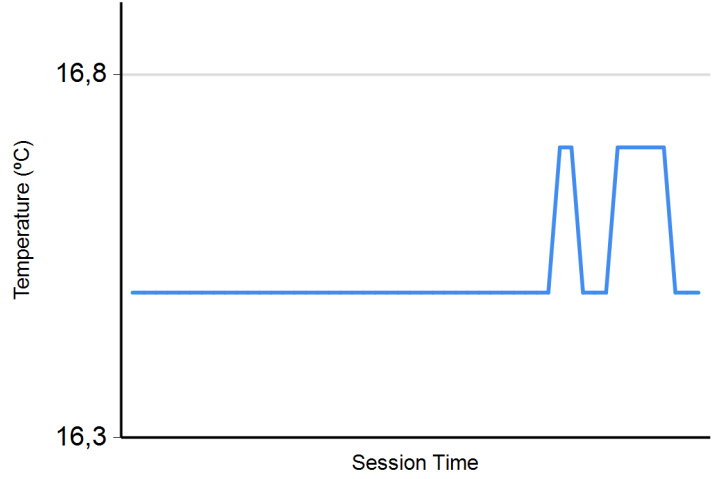


Red Bull Ring
Formula Regional Championship by Alpine
Collective Test 2
Weather Report

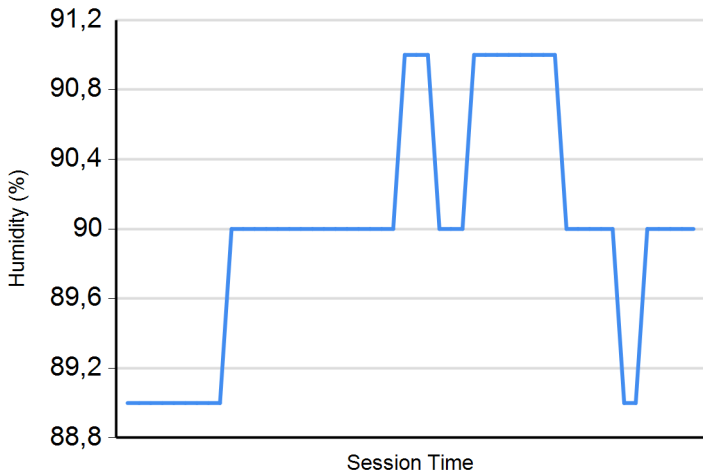
Air Temperature



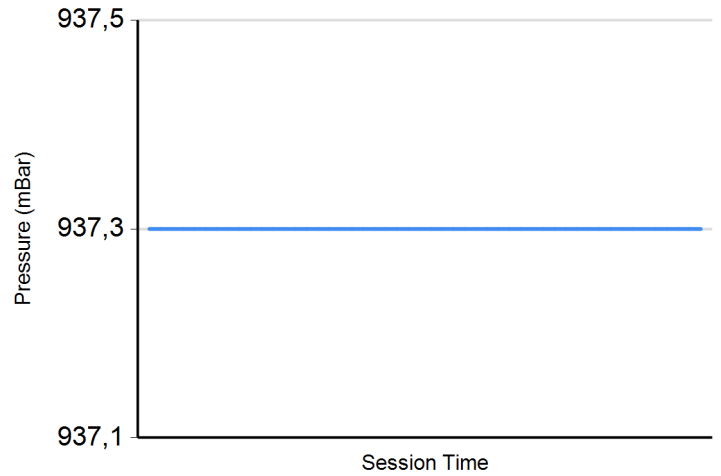
Track Temperature



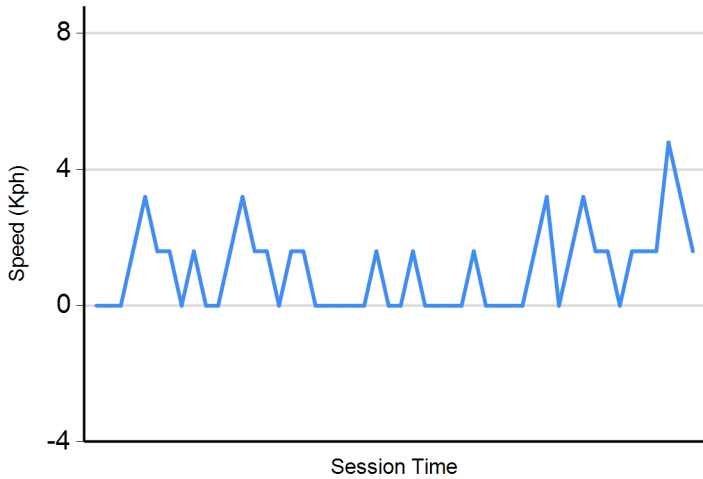
Humidity



Pressure

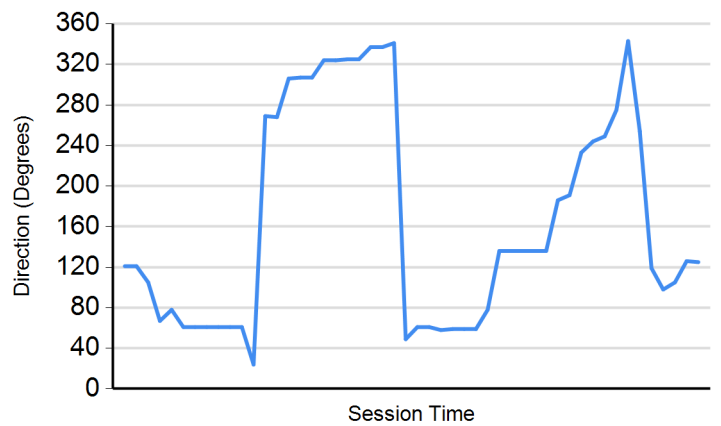


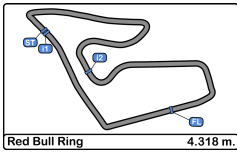
Wind Speed



Wind direction

North = 0°/360° Est = 90° South = 180° West = 270°





Red Bull Ring
Formula Regional Championship by Alpine
Collective Test 1 - 2
Combined Results

Cls	Nº	Driver	Nat	Cat	Clas	Team	Nat	Vehicle	Laps	CT1	CT2	Best	Gap	Interval	Km/h
1	70	Tim Tramnitz	GER	R	1	TRIDENT	ITA	Formula Alpine	39	1:29.470	3 1:39.715 20	1:29.470			173.7
2	3	Paul Aron	EST			PREMA RACING	ITA	Formula Alpine	40	1:29.991	5 1:40.076 21	1:29.991	0.521	0.521	172.7
3	9	Francesco Braschi	ITA	R	2	FA RACING	ESP	Formula Alpine	37	1:30.032	4 1:40.747 19	1:30.032	0.562	0.041	172.6
4	18	Dino Beganovic	SWE			PREMA RACING	ITA	Formula Alpine	40	1:30.103	4 1:40.407 23	1:30.103	0.633	0.071	172.5
5	4	Roman Bilinski	POL	R	3	TRIDENT	ITA	Formula Alpine	38	1:30.184	4 1:40.587 19	1:30.184	0.714	0.081	172.3
6	12	Victor Bernier	FRA	R	4	FA RACING	ESP	Formula Alpine	40	1:30.188	4 1:40.709 18	1:30.188	0.718	0.004	172.3
7	65	Owen Tangavelou	FRA	R	5	RPM	ITA	Formula Alpine	37	1:30.212	5 1:40.238 17	1:30.212	0.742	0.024	172.3
8	77	Dilano Van 'T Hoff	NLD			MP MOTORSPORT	NLD	Formula Alpine	33	1:30.278	4 1:40.363 16	1:30.278	0.808	0.066	172.1
9	26	Hadrien David	FRA			R-ACE GP	FRA	Formula Alpine	36	1:30.381	4 1:40.605 17	1:30.381	0.911	0.103	171.9
10	85	Gabriel Bortoleto	BRA			R-ACE GP	FRA	Formula Alpine	38	1:30.555	5 1:39.843 19	1:30.555	1.085	0.174	171.6
11	72	Leonardo Fornaroli	ITA	R	6	TRIDENT	ITA	Formula Alpine	37	1:30.670	5 1:40.076 18	1:30.670	1.200	0.115	171.4
12	8	Matias Zagazeta	PER	R	7	G4 RACING	CHE	Formula Alpine	43	1:30.884	3 1:40.505 22	1:30.884	1.414	0.214	171.0
13	17	Sami Meguetounif	FRA	R	8	MP MOTORSPORT	NLD	Formula Alpine	38	1:30.953	5 1:39.831 20	1:30.953	1.483	0.069	170.9
14	58	Sebastian Montoya	COL	R	9	PREMA RACING	ITA	Formula Alpine	39	1:31.131	4 1:39.820 20	1:31.131	1.661	0.178	170.5
15	21	Piotr Wisnicki	POL	R	10	KIC MOTORSPORT	FIN	Formula Alpine	38	1:31.204	4 1:40.908 20	1:31.204	1.734	0.073	170.4
16	30	Mari Boya	ESP			MP MOTORSPORT	NLD	Formula Alpine	32	1:31.215	5 1:39.886 17	1:31.215	1.745	0.011	170.4
17	55	Pierre-Louis Chovet	FRA			RPM	ITA	Formula Alpine	39	1:31.370	4 1:40.726 16	1:31.370	1.900	0.155	170.1
18	6	Pietro Armani	ITA	R	11	MONOLITE RACING	ITA	Formula Alpine	39	1:31.393	5 1:40.855 19	1:31.393	1.923	0.023	170.0
19	68	Santiago Ramos	MEX	R	12	KIC MOTORSPORT	FIN	Formula Alpine	41	1:31.441	5 1:40.637 16	1:31.441	1.971	0.048	169.9
20	7	Gillian Henrion	FRA			G4 RACING	CHE	Formula Alpine	38	1:31.448	5 1:42.224 20	1:31.448	1.978	0.007	169.9
21	88	Hamda Al Qubaisi	ARE			PREMA RACING	ITA	Formula Alpine	41	1:31.894	3 1:43.148 19	1:31.894	2.424	0.446	169.1
22	35	Nicolas Baptiste	COL	R	13	FA RACING	ESP	Formula Alpine	41	1:31.992	4 1:40.654 21	1:31.992	2.522	0.098	168.9
23	5	Maceo Capietto	FRA	R	14	MONOLITE RACING	ITA	Formula Alpine	39	1:32.293	3 1:40.120 19	1:32.293	2.823	0.301	168.4
24	19	Noel Leon	MEX	R	15	ARDEN	GBR	Formula Alpine	45	1:32.312	3 1:39.690 24	1:32.312	2.842	0.019	168.3
25	91	Eduardo Barrichello	BRA			ARDEN	GBR	Formula Alpine	44	1:32.646	3 1:40.184 21	1:32.646	3.176	0.334	167.7
26	24	Nicola Marinangelli	ITA			MONOLITE RACING	ITA	Formula Alpine	34	1:32.986	2 1:41.101 17	1:32.986	3.516	0.340	167.1
27	46	Gabriele Mini	ITA			ART GRAND PRIX	FRA	Formula Alpine	44	1:33.126	4 1:38.962 23	1:33.126	3.656	0.140	166.9
28	13	Joshua Dufek	CHE	R	16	VAN AMERSFOORT RACING	NLD	Formula Alpine	39	1:33.289	3 1:39.907 22	1:33.289	3.819	0.163	166.6
29	22	Tereza Babickova	CZE			G4 RACING	CHE	Formula Alpine	36	1:33.661	3 1:44.355 18	1:33.661	4.191	0.372	165.9
30	42	Laurens Van Hoepen	NLD	R	17	ART GRAND PRIX	FRA	Formula Alpine	44	1:35.017	3 1:40.491 22	1:35.017	5.547	1.356	163.6
31	64	Esteban Masson	FRA	R	18	ART GRAND PRIX	FRA	Formula Alpine	41	1:35.436	3 1:39.605 20	1:35.436	5.966	0.419	162.8
32	27	Kas Haverkort	NLD			VAN AMERSFOORT RACING	NLD	Formula Alpine	38	1:35.672	3 1:40.271 17	1:35.672	6.202	0.236	162.4
33	28	Sebastian Ogaard	DNK			KIC MOTORSPORT	FIN	Formula Alpine	38	1:36.134	3 1:41.047 16	1:36.134	6.664	0.462	161.6
34	10	Joshua Durksen	GBR	R	19	ARDEN	GBR	Formula Alpine	39	1:38.952	10 1:39.775 20	1:38.952	9.482	2.818	157.0
35	11	Levente Revesz	HUN			VAN AMERSFOORT RACING	NLD	Formula Alpine	38	1:39.646	11 1:40.480 21	1:39.646	10.176	0.694	156.0
36	16	Lorenzo Fluxa	ESP			R-ACE GP	FRA	Formula Alpine	23	2:13.105	2 1:40.661 19	1:40.661	11.191	1.015	154.4

*** PENALIZACIONES**

CARS #3- #6- #8- #10- #12- #22- #24- #26- #35- #58- #68- #77 SOME LAP TIMES DELETED DUE TO TRACKLIMITS

CARS #12- #16- #17- #18- #24- #30- #35- #42- #58- #72- SOME LAP TIMES DELETED DUE TO TRACK LIMITS

Published at:.....

Stewards:	Race Director:	Timekeeper: Luis Angel Garcia Nunez JOB/I-0030-ESP
------------------	-----------------------	---

