

Monza 5.793 m

ACI Racing Weekend Monza 23-24 Aprile 2022

Final Results Race 1

Laps 12 = 69,516 km - Avg 127,991 km/h - Race Time 32'35.273

No.	Driver	Nat	Entrant	Team	Car	Class	Laps	Time	Gap	Rel.	Fastest Lap
1	18 BEGANOVIC Dino	SWE	Prema Racing	Prema Racing	Formula Alpine		12	32'35.273		7	2'03.941
2	30 BELOV Michael		MP Motorsport	MP Motorsport	Formula Alpine		12	32'36.040	0.767	0.767	8 2'04.307
3	16 FLUXA Lorenzo	ESP	R-ACE GP	R-ACE GP	Formula Alpine		12	32'37.027	1.754	0.987	8 2'04.486
4	26 DAVID Hadrien	FRA	R-ACE GP	R-ACE GP	Formula Alpine		12	32'38.180	2.907	1.153	8 2'04.786
5	27 HAVERKORT Kas	NED	Van Amersfoort Racing	Van Amersfoort Racing	Formula Alpine		12	32'38.752	3.479	0.572	8 2'04.817
6	85 BORTOLETO Gabriel	BRA	R-ACE GP	R-ACE GP	Formula Alpine		12	32'39.715	4.442	0.963	8 2'04.744
7	64 BOYA Mari	ESP	ART Grand Prix	ART Grand Prix	Formula Alpine		12	32'39.727	4.454	0.012	8 2'04.436
8	58 MONTOYA Sebastian	COL	Prema Racing	Prema Racing	Formula Alpine	R	12	32'41.351	6.078	1.624	8 2'04.813
9	17 MEGUETOUNIF Sami	FRA	MP Motorsport	MP Motorsport	Formula Alpine	R	12	32'41.600	6.327	0.249	7 2'05.696
10	72 FORNAROLI Leonardo	ITA	Trident	Trident	Formula Alpine	R	12	32'43.659	8.386	2.059	7 2'05.751
11	70 TRAMNITZ Tim	DEU	Trident	Trident	Formula Alpine	R	12	32'44.066	8.793	0.407	8 2'05.926
12P	5 CAPIETTO Maceo	FRA	Monolite Racing	Monolite Racing	Formula Alpine	R	12	32'44.165	8.892	0.099	8 2'05.436
13	4 BILINSKI Roman	GBR	Trident	Trident	Formula Alpine	R	12	32'44.622	9.349	0.457	8 2'06.350
14P	12 BERNIER Victor	FRA	FA Racing	FA Racing	Formula Alpine	R	12	32'44.885	9.612	0.263	8 2'05.997
15	46 MINI Gabriele	ITA	ART Grand Prix	ART Grand Prix	Formula Alpine		12	32'45.085	9.812	0.200	8 2'05.298
16	35 BAPTISTE Nicolas	COL	FA Racing	FA Racing	Formula Alpine	R	12	32'45.961	10.688	0.876	8 2'07.269
17	9 MASSON Esteban	FRA	FA Racing	FA Racing	Formula Alpine	R	12	32'46.218	10.945	0.257	8 2'06.170
18	13 DUFEK Joshua	CHE	Van Amersfoort Racing	Van Amersfoort Racing	Formula Alpine	R	12	32'46.604	11.331	0.386	7 2'06.246
19P	10 DURKSEN Joshua	PAR	Arden Motorsport	Arden Motorsport	Formula Alpine	R	12	32'46.702	11.429	0.098	8 2'05.436
20	8 ZAGAZETA Matias	PER	G4 Racing	G4 Racing	Formula Alpine	R	12	32'49.232	13.959	2.530	8 2'08.048
21	19 LEON Noel	MEX	Arden Motorsport	Arden Motorsport	Formula Alpine	R	12	32'49.357	14.084	0.125	7 2'07.652
22	92 TANGAVELOU Owen	FRA	G4 Racing	G4 Racing	Formula Alpine	R	12	32'49.606	14.333	0.249	8 2'07.631
23	11 REVESZ Levente	HUN	Van Amersfoort Racing	Van Amersfoort Racing	Formula Alpine		12	32'49.881	14.608	0.275	8 2'07.044
24	21 WISNICKI Piotr	POL	KIC Motorsport	KIC Motorsport	Formula Alpine	R	12	32'51.419	16.146	1.538	8 2'08.153
25	68 RAMOS Santiago	MEX	KIC Motorsport	KIC Motorsport	Formula Alpine	R	12	32'51.564	16.291	0.145	7 2'07.645
26	91 BARRICHELLO Eduardo	BRA	Arden Motorsport	Arden Motorsport	Formula Alpine		12	32'53.491	18.218	1.927	8 2'06.893
27	3 ARON Paul	EST	Prema Racing	Prema Racing	Formula Alpine		12	32'53.760	18.487	0.269	8 2'04.574
28	24 HAN Cenyu	CHN	Monolite Racing	Monolite Racing	Formula Alpine	R	12	32'54.469	19.196	0.709	8 2'07.936
29	28 BRASCHI Francesco	ITA	KIC Motorsport	KIC Motorsport	Formula Alpine	R	12	32'55.276	20.003	0.807	8 2'09.483
30	88 AL QUBAISI Hamda	UAE	Prema Racing	Prema Racing	Formula Alpine		12	33'00.731	25.458	5.455	8 2'12.193
31	65 DONEGAN Keith	IRL	RPM	RPM	Formula Alpine		11	30'37.869	1 Lap	1 Lap	7 2'09.113
32	6 ARMANI Pietro	ITA	Monolite Racing	Monolite Racing	Formula Alpine	R	11	30'38.599	1 Lap	0.730	7 2'07.449
----- Not Classified -----											
RET	7 GNOS Axel	CHE	G4 Racing	G4 Racing	Formula Alpine		7	19'37.247	5 Laps		7 2'08.172
RET	77 VAN'T HOFF Dilano	NED	MP Motorsport	MP Motorsport	Formula Alpine		3	9'35.193	9 Laps		2 3'28.166
RET	55 DELLI GUANTI Pietro	ITA	RPM	RPM	Formula Alpine		3	9'36.525	9 Laps		2 3'28.171
RET	15 BUHLER Léna	CHE	R-ACE GP	R-ACE GP	Formula Alpine		2	6'13.110	10 Laps		2 3'24.827
RET	42 VAN HOEPEN Laurens	NED	ART Grand Prix	ART Grand Prix	Formula Alpine	R	0				

Starting: 37 Classified: 32 Not Classified: 0 Retired: 5 Not Started: 0
 Fastest Lap N. 7 No. 18 Dino Beganovic Time 2'03.941 Avg. 168,264 Km/h

Humidity:	81%	AIR	14°C
Condition:	WET	Track	15°C

Penalty and Infringement

19.51	9 E. MASSON	A drop of 1 position for Stewards' decision n.3
20.02	5 M. CAPIETTO	Penalty time of two sec. for Stewards' decision n. 4
20.04	12 V. BERNIER	Penalty time of two sec. for Stewards' decision n. 6
20.05	10 J. DURKSEN	Penalty time of 4 sec. for Stewards' decision n. 5 and n. 7

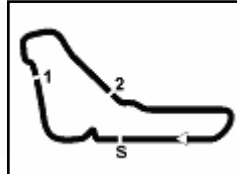
Clerk of the Course : Renato Schmidt

Race Director : Tamas Zettner

23/04/2022 Start 16:09 End 16:45

Powered by FICR PERUGIA TIMING





Monza 5.793 m

ACI Racing Weekend Monza 23-24 Aprile 2022

Lap Chart Race 1

	Lap											
	1	2	3	4	5	6	7	8	9	10	11	12
1	18	18	18	18	18	18	18	18	18	18	18	18
2	46	46	16	30	30	30	30	30	30	30	30	30
3	16	16	30	16	16	16	16	16	16	16	16	16
4	30	30	27	27	27	26	26	26	26	26	26	26
5	27	27	26	26	26	85	85	85	85	85	85	27
6	26	26	85	85	85	27	27	27	27	27	27	85
7	85	85	64	64	64	64	64	64	64	64	64	64
8	64	64	17	3	58	58	58	58	58	58	58	58
9	17	17	72	58	17	17	17	17	17	17	17	17
10	72	72	3	17	72	72	72	72	72	72	72	5
11	3	3	58	72	5	5	5	5	5	5	5	10
12	58	58	5	5	70	70	10	10	10	10	10	12
13	5	5	77	70	10	12	70	70	70	70	70	72
14	77	77	70	10	12	10	12	12	12	12	12	70
15	70	70	8	12	35	4	4	4	4	4	4	4
16	8	8	55	35	8	13	13	13	13	13	13	46
17	55	55	10	8	4	35	35	35	35	35	35	9
18	10	10	4	4	13	8	19	9	46	46	46	35
19	4	4	35	13	9	19	9	46	9	9	9	13
20	35	35	12	9	19	9	8	8	8	8	8	8
21	12	12	46	19	65	65	46	19	19	19	19	19
22	9	9	9	65	7	7	65	92	92	92	92	92
23	13	13	13	7	92	92	7	65	65	65	65	11
24	19	11	19	92	3	46	92	68	68	68	68	21
25	11	19	65	21	21	21	68	21	21	21	21	68
26	65	65	92	88	88	68	21	6	6	6	6	91
27	92	92	7	24	24	6	6	11	11	11	11	3
28	7	7	88	68	68	28	11	91	91	91	91	24
29	88	88	21	28	28	11	28	28	28	28	28	28
30	15	15	24	6	6	91	91	24	24	24	24	88
31	21	21	28	91	91	88	24	88	88	88	88	
32	24	24	68	11	11	24	88	3	3	3	3	
33	28	28	6	46	46	3	3					
34	68	68	91									
35	91	6	11									
36	6	91										

Final Result

1	18	BEGANOVIC D.	Laps 12
2	30	BELOV M.	0.767
3	16	FLUXA L.	1.754
4	26	DAVID H.	2.907
5	27	HAVERKORT K.	3.479
6	85	BORTOLETO G.	4.442
7	64	BOYA M.	4.454
8	58	MONTOYA S.	6.078
9	17	MEGUETOUNIF S.	6.327
10	5	CAPIETTO M.	6.892
11	10	DURKSEN J.	7.429
12	12	BERNIER V.	7.612
13	72	FORNAROLI L.	8.386
14	70	TRAMNITZ T.	8.793
15	4	BILINSKI R.	9.349
16	46	MINI G.	9.812
17	9	MASSON E.	10.688
18	35	BAPTISTE N.	10.945
19	13	DUFEK J.	11.331
20	8	ZAGAZETA M.	13.959
21	19	LEON N.	14.084
22	92	TANGAVELOU O.	14.333
23	11	REVESZ L.	14.608
24	21	WISNICKI P.	16.146
25	68	RAMOS S.	16.291
26	91	BARRICHELLO E.	18.218
27	3	ARON P.	18.487
28	24	HAN C.	19.196
29	28	BRASCHI F.	20.003
30	88	AL QUBAISI H.	25.458
31	65	DONEGAN K.	1 Lap
32	6	ARMANNI P.	1 Lap
RET	7	GNOS A.	5 Laps
RET	77	VAN'T HOFF D.	9 Laps
RET	55	DELLI GUANTI P.	9 Laps
RET	15	BUHLER L.	10 Laps
RET	42	VAN HOEPEN L.	





Monza 5.793 m

ACI Racing Weekend Monza 23-24 Aprile 2022

Sectors and Speed Race 1

RESULTS

Pos	Driver	Team	Laps
1	18 BEGANOVIC Dino	Formula Alpine	12
2	30 BELOV Michael	Formula Alpine	0.767
3	16 FLUXA Lorenzo	Formula Alpine	1.754
4	26 DAVID Hadrien	Formula Alpine	2.907
5	27 HAVERKORT Kas	Formula Alpine	3.479
6	85 BORTOLETO Gabriel	Formula Alpine	4.442
7	64 BOYA Mari	Formula Alpine	4.454
8	58 MONTOYA Sebastian	Formula Alpine	6.078
9	17 MEGUETOUNIF Sami	Formula Alpine	6.327
10	5 CAPIETTO Maceo	Formula Alpine	6.892
11	10 DURKSEN Joshua	Formula Alpine	7.429
12	12 BERNIER Victor	Formula Alpine	7.612
13	72 FORNAROLI Leonardo	Formula Alpine	8.386
14	70 TRAMNITZ Tim	Formula Alpine	8.793
15	4 BILINSKI Roman	Formula Alpine	9.349
16	46 MINI Gabriele	Formula Alpine	9.812
17	9 MASSON Esteban	Formula Alpine	10.688
18	35 BAPTISTE Nicolas	Formula Alpine	10.945
19	13 DUF EK Joshua	Formula Alpine	11.331
20	8 ZAGAZETA Matias	Formula Alpine	13.959
21	19 LEON Noel	Formula Alpine	14.084
22	92 TANGAVELOU Owen	Formula Alpine	14.333
23	11 REVESZ Levente	Formula Alpine	14.608
24	21 WISNICKI Piotr	Formula Alpine	16.146
25	68 RAMOS Santiago	Formula Alpine	16.291
26	91 BARRICHELLO Eduardo	Formula Alpine	18.218
27	3 ARON Paul	Formula Alpine	18.487
28	24 HAN Cenyu	Formula Alpine	19.196
29	28 BRASCHI Francesco	Formula Alpine	20.003
30	88 AL QUBAIS I Hamda	Formula Alpine	25.458
31	65 DONEGAN Keith	Formula Alpine	1 Lap
32	6 ARMANNI Pietro	Formula Alpine	1 Lap
RET	7 GNOS Axel	Formula Alpine	5 Laps
RET	77 VAN'T HOFF Dilano	Formula Alpine	9 Laps
RET	55 DELLI GUANTI Pietro	Formula Alpine	9 Laps
RET	15 BUHLER Léna	Formula Alpine	10 Laps
RET	42 VAN HOEPEN Laurens	Formula Alpine	

SPEED

Pos	Driver	Team	Time
1	26 DAVID Hadrien	Formula Alpine	248,3
2	30 BELOV Michael	Formula Alpine	246,0
3	16 FLUXA Lorenzo	Formula Alpine	245,5
4	18 BEGANOVIC Dino	Formula Alpine	244,3
5	4 BILINSKI Roman	Formula Alpine	243,2
6	85 BORTOLETO Gabriel	Formula Alpine	243,2
7	64 BOYA Mari	Formula Alpine	243,2
8	17 MEGUETOUNIF Sami	Formula Alpine	240,5
9	27 HAVERKORT Kas	Formula Alpine	240,5
10	13 DUF EK Joshua	Formula Alpine	232,8
11	19 LEON Noel	Formula Alpine	230,3
12	58 MONTOYA Sebastian	Formula Alpine	229,8
13	12 BERNIER Victor	Formula Alpine	228,8
14	65 DONEGAN Keith	Formula Alpine	228,3
15	92 TANGAVELOU Owen	Formula Alpine	227,4
16	10 DURKSEN Joshua	Formula Alpine	226,4
17	24 HAN Cenyu	Formula Alpine	225,9
18	6 ARMANNI Pietro	Formula Alpine	224,1
19	68 RAMOS Santiago	Formula Alpine	221,8
20	9 MASSON Esteban	Formula Alpine	220,4
21	7 GNOS Axel	Formula Alpine	219,1
22	21 WISNICKI Piotr	Formula Alpine	218,2
23	3 ARON Paul	Formula Alpine	218,2
24	72 FORNAROLI Leonardo	Formula Alpine	217,3
25	35 BAPTISTE Nicolas	Formula Alpine	217,3
26	28 BRASCHI Francesco	Formula Alpine	217,3
27	5 CAPIETTO Maceo	Formula Alpine	216,9
28	46 MINI Gabriele	Formula Alpine	216,0
29	11 REVESZ Levente	Formula Alpine	206,1
30	70 TRAMNITZ Tim	Formula Alpine	204,5
31	8 ZAGAZETA Matias	Formula Alpine	204,2
32	91 BARRICHELLO Eduardo	Formula Alpine	203,0
33	88 AL QUBAIS I Hamda	Formula Alpine	184,6
34	77 VAN'T HOFF Dilano	Formula Alpine	153,0
35	15 BUHLER Léna	Formula Alpine	147,7
36	55 DELLI GUANTI Pietro	Formula Alpine	139,7

SEG. 1

Pos	Driver	Time
1	85 BORTOLETO Gabriel	38.704
2	30 BELOV Michael	38.798
3	64 BOYA Mari	38.808
4	26 DAVID Hadrien	38.835
5	16 FLUXA Lorenzo	38.866
6	18 BEGANOVIC Dino	38.874
7	4 BILINSKI Roman	38.989
8	27 HAVERKORT Kas	39.006
9	19 LEON Noel	39.083
10	10 DURKSEN Joshua	39.136
11	12 BERNIER Victor	39.170
12	58 MONTOYA Sebastian	39.175
13	17 MEGUETOUNIF Sami	39.178
14	72 FORNAROLI Leonardo	39.184
15	9 MASSON Esteban	39.187
16	46 MINI Gabriele	39.290
17	5 CAPIETTO Maceo	39.351
18	3 ARON Paul	39.376
19	70 TRAMNITZ Tim	39.440
20	91 BARRICHELLO Eduardo	39.603
21	68 RAMOS Santiago	39.673
22	13 DUF EK Joshua	39.782
23	8 ZAGAZETA Matias	39.881
24	35 BAPTISTE Nicolas	39.883
25	11 REVESZ Levente	39.900
26	7 GNOS Axel	39.914
27	6 ARMANNI Pietro	39.960
28	24 HAN Cenyu	39.974
29	21 WISNICKI Piotr	40.181
30	92 TANGAVELOU Owen	40.321
31	28 BRASCHI Francesco	40.362
32	65 DONEGAN Keith	40.373
33	77 VAN'T HOFF Dilano	41.692
34	88 AL QUBAIS I Hamda	41.783
35	55 DELLI GUANTI Pietro	41.927
36	15 BUHLER Léna	53.080

SEG. 2

Pos	Driver	Time
1	46 MINI Gabriele	42.185
2	3 ARON Paul	42.345
3	64 BOYA Mari	42.360
4	30 BELOV Michael	42.483
5	27 HAVERKORT Kas	42.506
6	58 MONTOYA Sebastian	42.590
7	18 BEGANOVIC Dino	42.615
8	26 DAVID Hadrien	42.761
9	70 TRAMNITZ Tim	42.862
10	85 BORTOLETO Gabriel	42.879
11	5 CAPIETTO Maceo	42.905
12	16 FLUXA Lorenzo	42.991
13	17 MEGUETOUNIF Sami	43.086
14	10 DURKSEN Joshua	43.156
15	13 DUF EK Joshua	43.171
16	12 BERNIER Victor	43.281
17	72 FORNAROLI Leonardo	43.287
18	91 BARRICHELLO Eduardo	43.341
19	6 ARMANNI Pietro	43.424
20	65 DONEGAN Keith	43.478
21	11 REVESZ Levente	43.478
22	21 WISNICKI Piotr	43.496
23	7 GNOS Axel	43.612
24	35 BAPTISTE Nicolas	43.630
25	24 HAN Cenyu	43.656
26	92 TANGAVELOU Owen	43.691
27	8 ZAGAZETA Matias	43.717
28	9 MASSON Esteban	43.737
29	4 BILINSKI Roman	43.844
30	19 LEON Noel	43.983
31	68 RAMOS Santiago	44.131
32	28 BRASCHI Francesco	44.690
33	88 AL QUBAIS I Hamda	44.861
34	77 VAN'T HOFF Dilano	45.125
35	55 DELLI GUANTI Pietro	45.664
36	15 BUHLER Léna	45.680

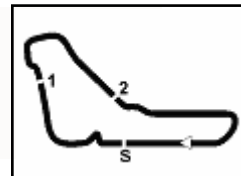
SEG. 3

Pos	Driver	Time
1	18 BEGANOVIC Dino	42.343
2	30 BELOV Michael	42.557
3	16 FLUXA Lorenzo	42.600
4	85 BORTOLETO Gabriel	42.774
5	26 DAVID Hadrien	42.800
6	58 MONTOYA Sebastian	42.850
7	3 ARON Paul	42.853
8	10 DURKSEN Joshua	42.866
9	46 MINI Gabriele	43.008
10	5 CAPIETTO Maceo	43.023
11	64 BOYA Mari	43.084
12	27 HAVERKORT Kas	43.098
13	12 BERNIER Victor	43.118
14	9 MASSON Esteban	43.246
15	72 FORNAROLI Leonardo	43.280
16	13 DUF EK Joshua	43.293
17	70 TRAMNITZ Tim	43.334
18	17 MEGUETOUNIF Sami	43.345
19	35 BAPTISTE Nicolas	43.360
20	4 BILINSKI Roman	43.460
21	92 TANGAVELOU Owen	43.563
22	6 ARMANNI Pietro	43.566
23	68 RAMOS Santiago	43.595
24	11 REVESZ Levente	43.666
25	8 ZAGAZETA Matias	43.799
26	91 BARRICHELLO Eduardo	43.949
27	19 LEON Noel	43.972
28	24 HAN Cenyu	44.051
29	7 GNOS Axel	44.126
30	28 BRASCHI Francesco	44.209
31	65 DONEGAN Keith	44.335
32	21 WISNICKI Piotr	44.476
33	88 AL QUBAIS I Hamda	45.051
34	77 VAN'T HOFF Dilano	58.119
35	55 DELLI GUANTI Pietro	58.843
36	15 BUHLER Léna	1'06.229

23/04/2022

Powered by FICr PERUGIA TIMING





Monza 5.793 m

1 / 5

ACI Racing Weekend Monza 23-24 Aprile 2022

Analysis Race 1

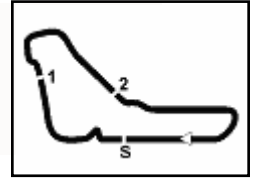
Start at 16:09'25.561

3 P. ARON (2'04.574)							7 A. GNOS (2'08.172)						
Lap	Seg.1	Seg.2	Seg.3	Lap Time	km/h	Local Time	Lap	Seg.1	Seg.2	Seg.3	Lap Time	km/h	Local Time
1		45.324	56.871	2'26.269		16:11'51.830	1		44.941	1'04.565	2'44.864		16:12'10.425
2	58.323	1'15.899	1'14.549	3'28.771	138,3	16:15'20.601	2	54.236	1'16.373	1'15.670	3'26.279	150,8	16:15'36.704
3	1'12.534	1'11.760	1'14.629	3'38.923	84,3	16:18'59.524	3	1'10.905	1'11.284	1'07.120	3'29.309	126,3	16:19'06.013
4	40.952	44.242	54.917	2'20.111	172,0	16:21'19.635	4	42.206	48.072	56.392	2'26.670	191,8	16:21'32.683
5	53.856	1'08.445	1'22.610	3'24.911P	125,4	16:24'44.546	5	53.166	1'07.114	1'10.427	3'10.707	172,0	16:24'43.390
6	1'18.858	42.778	42.933	2'44.569P	200,4	16:27'29.115	6	41.256	44.614	45.376	2'11.246	180,0	16:26'54.636
7	39.427	42.456	43.095	2'04.978	206,5	16:29'34.093	7	40.434	43.612	44.126	2'08.172	206,5	16:29'02.808
8	39.376	42.345	42.853	2'04.574	218,2	16:31'38.667							Race Time 19'37.247
9	40.158	42.880	44.042	2'07.080	204,9	16:33'45.747	8 M. ZAGAZETA (2'08.048)						
10	47.357	1'19.854	1'11.678	3'18.889	167,2	16:37'04.636	Lap	Seg.1	Seg.2	Seg.3	Lap Time	km/h	Local Time
11	55.708	1'05.859	1'01.627	3'03.194	102,2	16:40'07.830	1		46.618	58.414	2'30.586		16:11'56.147
12	41.103	46.082	44.306	2'11.491	174,2	16:42'19.321	2	57.555	1'16.615	1'14.066	3'28.236	121,3	16:15'24.383
						Race Time 32'53.760	3	1'12.990	1'12.020	1'11.876	3'36.886	86,7	16:19'01.269
4 R. BILINSKI (2'06.350)							4	44.179	47.039	54.701	2'25.919	131,9	16:21'27.188
Lap	Seg.1	Seg.2	Seg.3	Lap Time	km/h	Local Time	5	52.946	1'08.677	1'12.018	3'13.641	140,3	16:24'40.829
1		46.041	1'01.040	2'34.351		16:11'59.912	6	41.651	45.035	44.125	2'10.811	170,9	16:26'51.640
2	57.271	1'15.899	1'14.068	3'27.238	100,6	16:15'27.150	7	40.260	44.881	44.228	2'09.369	194,9	16:29'01.009
3	1'13.422	1'12.362	1'10.047	3'35.831	86,0	16:19'02.981	8	40.532	43.717	43.799	2'08.048	199,3	16:31'09.057
4	42.863	47.272	55.260	2'25.395	131,7	16:21'28.376	9	39.881	45.833	50.944	2'16.658	204,2	16:33'25.715
5	52.956	1'08.390	1'11.585	3'12.931	135,0	16:24'41.307	10	55.670	1'21.675	1'09.585	3'26.930	168,8	16:36'52.645
6	40.406	44.295	43.675	2'08.376	194,6	16:26'49.683	11	56.360	1'05.331	1'07.413	3'09.104	132,0	16:40'01.749
7	39.989	43.951	43.520	2'06.460	243,2	16:28'56.143	12	41.640	45.842	45.562	2'13.044	180,0	16:42'14.793
8	39.046	43.844	43.460	2'06.350	231,8	16:31'02.493							Race Time 32'49.232
9	39.633	47.263	53.664	2'20.560	214,3	16:33'23.053	9 E. MASSON (2'06.170)						
10	54.609	1'21.338	1'08.915	3'24.862	133,0	16:36'47.915	Lap	Seg.1	Seg.2	Seg.3	Lap Time	km/h	Local Time
11	58.097	1'04.059	1'10.686	3'12.842	128,1	16:40'00.757	1		45.908	1'02.709	2'37.118		16:12'02.679
12	40.391	44.944	44.091	2'09.426	194,2	16:42'10.183	2	56.992	1'15.483	1'15.877	3'28.352	93,4	16:15'31.031
						Race Time 32'44.622	3	1'11.694	1'12.182	1'08.922	3'32.798	86,4	16:19'03.829
5 M. CAPIETTO (2'05.436)							4	42.259	47.912	55.747	2'25.918	160,2	16:21'29.747
Lap	Seg.1	Seg.2	Seg.3	Lap Time	km/h	Local Time	5	52.843	1'08.308	1'11.229	3'12.380	134,8	16:24'42.127
1		45.894	57.415	2'28.042		16:11'53.603	6	41.631	44.474	44.553	2'10.658	180,3	16:26'52.785
2	57.666	1'16.062	1'14.688	3'28.416	132,0	16:15'22.019	7	39.516	43.840	44.203	2'07.559	197,1	16:29'00.344
3	1'12.754	1'11.371	1'13.732	3'37.857	92,2	16:18'59.876	8	39.187	43.737	43.246	2'06.170	220,4	16:31'06.514
4	42.388	44.286	56.554	2'23.228	148,6	16:21'23.104	9	40.911	45.547	52.333	2'18.791	204,5	16:33'25.305
5	52.870	1'08.790	1'13.942	3'15.602	138,1	16:24'38.706	10	55.300	1'21.629	1'09.252	3'26.181	155,2	16:36'51.486
6	40.728	43.943	43.750	2'08.421	191,2	16:26'47.127	11	56.971	1'04.902	1'08.001	3'09.874	144,6	16:40'01.360
7	40.438	43.391	43.068	2'06.897	183,7	16:28'54.024	12	40.977	44.474	44.968	2'10.419	169,8	16:42'11.779
8	39.508	42.905	43.023	2'05.436	215,6	16:30'59.460							Race Time 32'46.218
9	39.351	45.631	54.432	2'19.414	216,9	16:33'18.874	10 J. DURKSEN (2'05.436)						
10	55.667	1'20.784	1'09.676	3'26.127	141,4	16:36'45.001	Lap	Seg.1	Seg.2	Seg.3	Lap Time	km/h	Local Time
11	57.625	1'03.669	1'12.132	3'13.426	152,8	16:39'58.427	1		46.350	59.974	2'32.588		16:11'58.149
12	40.685	44.619	43.995	2'09.299	190,1	16:42'07.726	2	57.839	1'15.682	1'14.387	3'27.908	101,4	16:15'26.057
						Race Time 32'42.165 + 2.000Pen	3	1'12.991	1'12.600	1'10.604	3'36.195	82,4	16:19'02.252
6 P. ARMANNI (2'07.449)							4	40.851	45.391	56.742	2'22.984	150,4	16:21'25.236
Lap	Seg.1	Seg.2	Seg.3	Lap Time	km/h	Local Time	5	52.116	1'08.990	1'13.298	3'14.404	136,9	16:24'39.640
1		54.646	1'01.682	2'55.141P		16:12'20.702	6	40.464	44.680	44.007	2'09.151	195,7	16:26'48.791
2	1'29.418	44.945	1'07.889	3'22.252P	172,2	16:15'42.954	7	39.136	43.455	43.223	2'05.814	206,1	16:28'54.605
3	1'11.954	1'09.608	1'05.284	3'26.846	146,7	16:19'09.800	8	39.414	43.156	42.866	2'05.436	220,9	16:31'00.041
4	43.041	49.449	55.069	2'27.559	154,5	16:21'37.359	9	39.214	46.867	53.956	2'20.037	226,4	16:33'20.078
5	54.992	1'05.751	1'09.740	3'10.483	141,2	16:24'47.842	10	55.021	1'21.158	1'09.481	3'25.660	154,5	16:36'45.738
6	41.441	44.189	44.180	2'09.810	180,9	16:26'57.652	11	57.525	1'03.876	1'11.663	3'13.064	137,2	16:39'58.802
7	39.960	43.424	44.065	2'07.449	224,1	16:29'05.101	12	40.297	44.764	44.400	2'09.461	206,9	16:42'08.263
8	40.353	44.076	43.566	2'07.995	201,9	16:31'13.090							Race Time 32'42.702 + 4.000Pen
9	41.275	46.992	51.407	2'19.674	205,7	16:33'32.770	11 L. REVESZ (2'07.044)						
10	53.346	1'21.803	1'09.937	3'25.086	148,1	16:36'57.856	Lap	Seg.1	Seg.2	Seg.3	Lap Time	km/h	Local Time
11	55.284	1'06.578	1'04.442	3'06.304	149,4	16:40'04.160	1		45.483	1'03.433	2'41.226		16:12'06.787
						Race Time 30'38.599	2	54.935	1'16.629	1'14.536	3'26.100P	142,3	16:15'32.887
							3	1'25.449	1'08.943	1'03.724	3'38.116P	172,5	16:19'11.003

23/04/2022

P = Pits In/Out - C = Lap Time Cancelled





Monza 5.793 m

2 / 5

ACI Racing Weekend Monza 23-24 Aprile 2022

Analysis Race 1

Start at 16:09'25.561

Lap	Seg.1	Seg.2	Seg.3	Lap Time	km/h	Local Time
4	42.901	50.688	54.910	2'28.499	149,4	16:21'39.502
5	56.014	1'04.875	1'08.174	3'09.063	142,5	16:24'48.565
6	41.120	45.767	44.593	2'11.480	173,1	16:27'00.045
7	40.562	43.544	43.910	2'08.016	190,5	16:29'08.061
8	39.900	43.478	43.666	2'07.044	201,5	16:31'15.105
9	40.804	46.817	50.545	2'18.166	206,1	16:33'33.271
10	53.560	1'21.827	1'09.802	3'25.189	153,8	16:36'58.460
11	55.309	1'06.449	1'04.291	3'06.049	155,0	16:40'04.509
12	42.316	44.442	44.175	2'10.933	159,5	16:42'15.442
Race Time 32'49.881						

17 S. MEGUETOUNIF (2'05.696)						
Lap	Seg.1	Seg.2	Seg.3	Lap Time	km/h	Local Time
1		44.721	56.015	2'24.635		16:11'50.196
2	58.141	1'16.338	1'14.341	3'28.820	154,3	16:15'19.016
3	1'12.751	1'11.631	1'15.605	3'39.987	97,1	16:18'59.003
4	42.610	44.222	55.852	2'22.684	148,6	16:21'21.687
5	53.284	1'08.380	1'14.851	3'16.515	157,0	16:24'38.202
6	40.116	44.037	43.635	2'07.788	206,9	16:26'45.990
7	39.178	43.173	43.345	2'05.696	234,8	16:28'51.686
8	39.974	43.086	43.348	2'06.408	213,4	16:30'58.094
9	39.581	45.413	54.407	2'19.401	240,5	16:33'17.495
10	55.914	1'20.604	1'09.394	3'25.912	163,6	16:36'43.407
11	57.996	1'03.677	1'12.775	3'14.448	156,3	16:39'57.855
12	40.609	44.314	44.383	2'09.306	185,9	16:42'07.161
Race Time 32'41.600						

12 V. BERNIER (2'05.997)						
Lap	Seg.1	Seg.2	Seg.3	Lap Time	km/h	Local Time
1		46.004	1'02.218	2'36.271		16:12'01.832
2	57.174	1'15.655	1'15.476	3'28.305	101,7	16:15'30.137
3	1'11.788	1'12.297	1'09.183	3'33.268	93,9	16:19'03.405
4	41.407	46.104	54.763	2'22.274	149,6	16:21'25.679
5	52.716	1'08.726	1'12.708	3'14.150	147,9	16:24'39.829
6	40.247	44.538	43.817	2'08.602	186,2	16:26'48.431
7	40.217	43.666	43.455	2'07.338	224,5	16:28'55.769
8	39.598	43.281	43.118	2'05.997	228,8	16:31'01.766
9	39.170	47.888	52.886	2'19.944	224,5	16:33'21.710
10	54.234	1'22.017	1'08.794	3'25.045	141,7	16:36'46.755
11	57.935	1'04.539	1'10.145	3'12.619	124,7	16:39'59.374
12	40.826	44.001	44.245	2'09.072	181,2	16:42'08.446
Race Time 32'42.885 + 2.000Pen						

18 D. BEGANOVIC (2'03.941)						
Lap	Seg.1	Seg.2	Seg.3	Lap Time	km/h	Local Time
1		43.176	54.003	2'18.047		16:11'43.608
2	57.940	1'16.178	1'14.648	3'28.766	192,2	16:15'12.374
3	1'12.642	1'11.796	1'18.901	3'43.339	101,6	16:18'55.713
4	39.817	42.924	55.686	2'18.427	230,3	16:21'14.140
5	54.093	1'08.090	1'18.304	3'20.487	180,6	16:24'34.627
6	39.173	42.715	42.842	2'04.730	242,2	16:26'39.357
7	38.983	42.615	42.343	2'03.941	243,8	16:28'43.298
8	38.874	42.675	42.578	2'04.127	241,6	16:30'47.425
9	38.935	49.078	56.133	2'24.146	244,3	16:33'11.571
10	55.612	1'19.554	1'11.043	3'26.209	177,6	16:36'37.780
11	57.009	1'02.308	1'17.820	3'17.137	155,2	16:39'54.917
12	39.518	43.138	43.261	2'05.917	244,3	16:42'00.834
Race Time 32'35.273						

13 J. DUFEK (2'06.246)						
Lap	Seg.1	Seg.2	Seg.3	Lap Time	km/h	Local Time
1		44.470	1'02.651	2'38.206		16:12'03.767
2	56.595	1'15.687	1'15.944	3'28.226	98,6	16:15'31.993
3	1'11.345	1'12.108	1'08.536	3'31.989	101,6	16:19'03.982
4	42.000	47.617	55.548	2'25.165	157,7	16:21'29.147
5	52.806	1'08.314	1'11.148	3'12.268	140,1	16:24'41.415
6	40.843	43.923	43.862	2'08.628	177,6	16:26'50.043
7	39.782	43.171	43.293	2'06.246	204,5	16:28'56.289
8	39.974	43.585	43.488	2'07.047	190,8	16:31'03.336
9	39.825	46.807	53.616	2'20.248	232,8	16:33'23.584
10	54.551	1'21.382	1'09.349	3'25.282	142,5	16:36'48.866
11	57.649	1'04.202	1'10.154	3'12.005	150,4	16:40'00.871
12	42.153	44.612	44.529	2'11.294	170,6	16:42'12.165
Race Time 32'46.604						

19 N. LEON (2'07.652)						
Lap	Seg.1	Seg.2	Seg.3	Lap Time	km/h	Local Time
1		44.932	1'02.613	2'39.315		16:12'04.876
2	56.126	1'16.605	1'15.982	3'28.713	139,2	16:15'33.589
3	1'10.705	1'12.304	1'07.685	3'30.694	99,7	16:19'04.283
4	42.713	48.278	55.914	2'26.905	169,0	16:21'31.188
5	52.355	1'08.218	1'10.587	3'11.160	182,4	16:24'42.348
6	40.760	44.527	44.553	2'09.840	170,9	16:26'52.188
7	39.697	43.983	43.972	2'07.652	204,5	16:28'59.840
8	39.083	46.743	44.417	2'10.243	217,7	16:31'10.083
9	39.968	45.454	51.285	2'16.707	230,3	16:33'26.790
10	55.236	1'21.689	1'10.187	3'27.112	168,0	16:36'53.902
11	55.755	1'05.487	1'07.656	3'08.898	150,6	16:40'02.800
12	41.518	45.283	45.317	2'12.118	182,1	16:42'14.918
Race Time 32'49.357						

15 L. BUHLER (3'24.827)						
Lap	Seg.1	Seg.2	Seg.3	Lap Time	km/h	Local Time
1		45.680	1'06.229	2'48.283		16:12'13.844
2	53.080	1'15.905	1'15.842	3'24.827	147,7	16:15'38.671
Race Time 6'13.110						

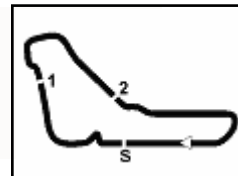
16 L. FLUXA (2'04.486)						
Lap	Seg.1	Seg.2	Seg.3	Lap Time	km/h	Local Time
1		43.725	53.834	2'19.464		16:11'45.025
2	57.821	1'16.597	1'14.503	3'28.921	163,9	16:15'13.946
3	1'12.510	1'11.835	1'19.820	3'44.165	89,5	16:18'58.111
4	40.010	43.309	53.993	2'17.312	214,7	16:21'15.423
5	53.799	1'08.282	1'17.876	3'19.957	159,3	16:24'35.380
6	39.342	43.368	43.147	2'05.857	213,9	16:26'41.237
7	39.263	43.090	42.600	2'04.953	232,8	16:28'46.190
8	38.866	42.991	42.629	2'04.486	245,5	16:30'50.676
9	39.382	46.688	55.957	2'22.027	241,6	16:33'12.703
10	55.630	1'19.483	1'11.068	3'26.181	168,5	16:36'38.884
11	57.042	1'02.598	1'17.000	3'16.640	113,9	16:39'55.524
12	39.800	43.908	43.356	2'07.064	215,1	16:42'02.588
Race Time 32'37.027						

21 P. WISNICKI (2'08.153)						
Lap	Seg.1	Seg.2	Seg.3	Lap Time	km/h	Local Time
1		45.278	1'07.043	2'49.195		16:12'14.756
2	53.167	1'15.894	1'15.717	3'24.778	150,0	16:15'39.534
3	1'10.931	1'10.848	1'06.177	3'27.956	128,1	16:19'07.490
4	42.508	48.819	55.462	2'26.789	191,5	16:21'34.279
5	53.711	1'06.643	1'09.922	3'10.276	164,1	16:24'44.555
6	40.899	44.851	45.536	2'11.286	184,0	16:26'55.841
7	40.362	43.669	44.877	2'08.908	218,2	16:29'04.749
8	40.181	43.496	44.476	2'08.153	216,4	16:31'12.902
9	41.232	46.052	51.245	2'18.529	204,9	16:33'31.431
10	53.999	1'22.046	1'09.766	3'25.811	158,6	16:36'57.242
11	55.348	1'06.290	1'04.917	3'06.555	148,1	16:40'03.797
12	43.142	45.311	44.730	2'13.183	177,6	16:42'16.980
Race Time 32'51.419						

23/04/2022

P = Pits In/Out - C = Lap Time Cancelled





Monza 5.793 m

ACI Racing Weekend Monza 23-24 Aprile 2022**Analysis Race 1**

Start at 16:09'25.561

3 / 5

24 C. HAN (2'07.936)						30 M. BELOV (2'04.307)							
Lap	Seg.1	Seg.2	Seg.3	Lap Time	km/h	Local Time	Lap	Seg.1	Seg.2	Seg.3	Lap Time	km/h	Local Time
1		45.744	1'07.540	2'50.436		16:12'15.997	1		44.045	53.967	2'19.918		16:11'45.479
2	52.416	1'16.699	1'14.989	3'24.104	140,8	16:15'40.101	2	58.009	1'16.408	1'14.764	3'29.181	155,6	16:15'14.660
3	1'12.005	1'10.011	1'05.816	3'27.832	133,5	16:19'07.933	3	1'12.328	1'11.715	1'19.544	3'43.587	89,4	16:18'58.247
4	42.803	48.934	56.041	2'27.778	200,0	16:21'35.711	4	39.920	42.483	54.074	2'16.477	218,2	16:21'14.724
5	54.629	1'06.179	1'09.440	3'10.248	140,4	16:24'45.959	5	54.128	1'08.076	1'18.142	3'20.346	172,8	16:24'35.070
6	41.473	51.464	44.669	2'17.606	174,8	16:27'03.565	6	39.315	43.108	42.730	2'05.153	234,8	16:26'40.223
7	39.974	44.549	44.051	2'08.574	211,4	16:29'12.139	7	39.042	42.681	42.605	2'04.328	235,8	16:28'44.551
8	40.168	43.656	44.112	2'07.936	225,9	16:31'20.075	8	39.208	42.542	42.557	2'04.307	235,8	16:30'48.858
9	40.725	45.945	50.017	2'16.687	214,7	16:33'36.762	9	38.798	48.584	55.845	2'23.227	246,0	16:33'12.085
10	53.519	1'20.920	1'11.429	3'25.868	145,0	16:37'02.630	10	55.659	1'19.530	1'11.101	3'26.290	175,9	16:36'38.375
11	54.588	1'06.608	1'03.034	3'04.230	137,8	16:40'06.860	11	57.117	1'02.433	1'17.364	3'16.914	116,4	16:39'55.289
12	41.946	46.467	44.757	2'13.170	172,8	16:42'20.030	12	39.732	43.314	43.266	2'06.312	211,8	16:42'01.601
Race Time 32'54.469						Race Time 32'36.040							

26 H. DAVID (2'04.786)						35 N. BAPTISTE (2'07.269)							
Lap	Seg.1	Seg.2	Seg.3	Lap Time	km/h	Local Time	Lap	Seg.1	Seg.2	Seg.3	Lap Time	km/h	Local Time
1		44.366	54.552	2'21.242		16:11'46.803	1		46.163	1'01.488	2'35.215		16:12'00.776
2	58.287	1'16.675	1'14.669	3'29.631	146,1	16:15'16.434	2	56.995	1'15.869	1'15.486	3'28.350	94,9	16:15'29.126
3	1'12.802	1'10.802	1'18.474	3'42.078	80,9	16:18'58.512	3	1'11.960	1'12.328	1'09.748	3'34.036	83,2	16:19'03.162
4	40.991	43.400	54.389	2'18.780	217,7	16:21'17.292	4	42.544	45.743	54.813	2'23.100	149,0	16:21'26.262
5	54.093	1'08.106	1'16.373	3'18.572	116,4	16:24'35.864	5	53.048	1'08.346	1'12.849	3'14.243	147,7	16:24'40.505
6	39.467	43.718	43.265	2'06.450	210,5	16:26'42.314	6	40.063	45.188	44.432	2'09.683	193,5	16:26'50.188
7	38.962	43.362	43.055	2'05.379	234,3	16:28'47.693	7	40.251	44.022	43.839	2'08.112	217,3	16:28'58.300
8	39.225	42.761	42.800	2'04.786	239,5	16:30'52.479	8	40.279	43.630	43.360	2'07.269	196,4	16:31'05.569
9	38.835	46.129	55.782	2'20.746	248,3	16:33'13.225	9	39.883	45.574	53.216	2'18.673	213,9	16:33'24.242
10	56.850	1'19.055	1'10.302	3'26.207	147,7	16:36'39.432	10	54.529	1'21.460	1'09.330	3'25.319	141,0	16:36'49.561
11	57.151	1'02.993	1'16.466	3'16.610	138,1	16:39'56.042	11	57.519	1'04.235	1'09.732	3'11.486	142,3	16:40'01.047
12	39.494	44.900	43.305	2'07.699	241,1	16:42'03.741	12	40.991	44.889	44.595	2'10.475	183,1	16:42'11.522
Race Time 32'38.180						Race Time 32'45.961							

27 K. HAVERKORT (2'04.817)						46 G. MINI (2'05.298)							
Lap	Seg.1	Seg.2	Seg.3	Lap Time	km/h	Local Time	Lap	Seg.1	Seg.2	Seg.3	Lap Time	km/h	Local Time
1		44.056	54.448	2'20.588		16:11'46.149	1		43.083	54.445	2'18.734		16:11'44.295
2	58.260	1'16.718	1'14.456	3'29.434	147,9	16:15'15.583	2	57.921	1'16.607	1'14.467	3'28.995	160,0	16:15'13.290
3	1'12.302	1'11.608	1'18.897	3'42.807	88,1	16:18'58.390	3	1'12.579	1'11.850	1'26.005	3'50.434P	90,1	16:19'03.724
4	40.712	43.011	54.515	2'18.238	215,1	16:21'16.628	4	1'35.787	43.549	43.258	3'02.594P	200,7	16:22'06.318
5	53.765	1'08.145	1'17.009	3'18.919	134,2	16:24'35.547	5	39.969	55.438	1'06.874	2'42.281	207,3	16:24'48.599
6	39.959	43.516	44.433	2'07.908	216,0	16:26'43.455	6	40.256	43.100	43.008	2'06.364	173,4	16:26'54.963
7	39.006	43.001	43.437	2'05.444	239,5	16:28'48.899	7	39.290	43.507	43.724	2'06.521	205,3	16:29'01.484
8	39.213	42.506	43.098	2'04.817	237,4	16:30'53.716	8	39.768	42.185	43.345	2'05.298	203,8	16:31'06.782
9	39.086	46.350	55.633	2'21.069	240,5	16:33'14.785	9	39.806	45.784	52.298	2'17.888	216,0	16:33'24.670
10	56.344	1'20.033	1'09.828	3'26.205	135,8	16:36'40.990	10	55.351	1'21.706	1'09.038	3'26.095	156,7	16:36'50.765
11	57.278	1'03.278	1'15.079	3'15.635	132,0	16:39'56.625	11	57.192	1'04.440	1'08.766	3'10.398	133,3	16:40'01.163
12	39.787	44.039	43.862	2'07.688	221,3	16:42'04.312	12	40.583	44.374	44.526	2'09.483	186,9	16:42'10.646
Race Time 32'38.752						Race Time 32'45.085							

28 F. BRASCHI (2'09.483)						55 P. DELLI GUANTI (3'28.171)							
Lap	Seg.1	Seg.2	Seg.3	Lap Time	km/h	Local Time	Lap	Seg.1	Seg.2	Seg.3	Lap Time	km/h	Local Time
1		46.234	1'07.138	2'51.050		16:12'16.611	1		45.664	58.843	2'31.306		16:11'56.867
2	53.019	1'16.550	1'14.747	3'24.316	147,3	16:15'40.927	2	57.470	1'16.611	1'14.090	3'28.171	117,6	16:15'25.038
3	1'12.006	1'09.873	1'05.792	3'27.671	140,4	16:19'08.598	3	1'13.278	1'12.066	1'11.704	3'37.048	85,6	16:19'02.086
4	42.602	49.521	56.091	2'28.214	174,5	16:21'36.812	Race Time 9'36.525						
5	54.724	1'06.030	1'09.479	3'10.233	137,9	16:24'47.045							
6	41.881	45.663	44.519	2'12.063	165,6	16:26'59.108							
7	40.362	44.690	44.444	2'09.496	210,5	16:29'08.604							
8	40.467	44.807	44.209	2'09.483	217,3	16:31'18.087							
9	41.662	45.105	50.464	2'17.231	216,0	16:33'35.318							
10	54.029	1'21.067	1'10.915	3'26.011	150,8	16:37'01.329							
11	55.121	1'05.851	1'03.875	3'04.847	132,2	16:40'06.176							
12	42.265	46.182	46.214	2'14.661	185,2	16:42'20.837							
Race Time 32'55.276													

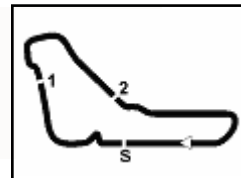
58 S. MONTOYA (2'04.813)						
Lap	Seg.1	Seg.2	Seg.3	Lap Time	km/h	Local Time
1		44.857	57.122	2'27.012		16:11'52.573
2	58.094	1'16.055	1'14.474	3'28.623	142,3	16:15'21.196
3	1'12.919	1'11.500	1'14.098	3'38.517	93,9	16:18'59.713
4	41.688	43.855	55.049	2'20.592	149,0	16:21'20.305
5	53.563	1'08.615	1'15.195	3'17.373	149,8	16:24'37.678
6	40.051	43.769	43.341	2'07.161	205,3	16:26'44.839
7	39.561	42.986	43.043	2'05.590	223,1	16:28'50.429

23/04/2022

P = Pits In/Out - C = Lap Time Cancelled

Powered by FICR PERUGIA TIMING





Monza 5.793 m

ACI Racing Weekend Monza 23-24 Aprile 2022

Analysis Race 1

4 / 5

Start at 16:09'25.561

Lap	Driver	Time	Driver	Time	Driver	Time	Driver	Time	Driver	Time	Driver	Time	Driver	Time	Driver	Time	Driver	Time
8	39.373	42.590	42.850	2'04.813	212,6	16:30'55.242	9	39.440	46.470	53.777	2'19.687	204,5	16:33'20.799					
9	39.175	46.260	55.328	2'20.763	229,8	16:33'16.005	10	54.973	1'21.356	1'09.299	3'25.628	144,6	16:36'46.427					
10	56.100	1'20.477	1'09.898	3'26.475	157,7	16:36'42.480	11	57.494	1'03.991	1'11.191	3'12.676	139,2	16:39'59.103					
11	57.637	1'03.395	1'13.778	3'14.810	151,7	16:39'57.290	12	40.813	45.235	44.476	2'10.524	177,0	16:42'09.627					
12	41.429	44.539	43.654	2'09.622	169,5	16:42'06.912							Race Time 32'44.066					

Race Time 32'41.351

72 L. FORNAROLI (2'05.751)

Lap	Seg.1	Seg.2	Seg.3	Lap Time	km/h	Local Time
1	44.513	54.880	2'23.047			16:11'48.608
2	58.279	1'16.557	1'14.549	3'29.385	166,9	16:15'17.993
3	1'12.461	1'11.854	1'16.401	3'40.716	95,2	16:18'58.709
4	41.536	44.091	54.416	2'20.043	177,6	16:21'18.752
5	53.747	1'08.759	1'15.553	3'18.059	116,6	16:24'36.811
6	39.804	43.730	43.849	2'07.383	187,2	16:26'44.194
7	39.324	42.932	43.420	2'05.676	220,0	16:28'49.870
8	38.992	42.360	43.084	2'04.436	243,2	16:30'54.306
9	38.808	47.279	55.335	2'21.422	240,0	16:33'15.728
10	55.856	1'20.402	1'09.914	3'26.172	143,4	16:36'41.900
11	57.420	1'03.669	1'14.039	3'15.128	136,9	16:39'57.028
12	40.508	43.492	44.260	2'08.260	183,1	16:42'05.288
						Race Time 32'39.727

Race Time 32'39.727

77 D. VAN'T HOFF (3'28.166)

Lap	Seg.1	Seg.2	Seg.3	Lap Time	km/h	Local Time
1						16:11'54.540
2	57.283	1'16.561	1'14.322	3'28.166	130,4	16:15'22.706
3	1'12.754	1'11.623	1'13.671	3'38.048	83,3	16:19'00.754
						Race Time 9'35.193

85 G. BORTOLETO (2'04.744)

Lap	Seg.1	Seg.2	Seg.3	Lap Time	km/h	Local Time
1						16:11'47.229
2	58.870	1'16.261	1'14.738	3'29.869	149,6	16:15'17.098
3	1'12.620	1'11.146	1'17.827	3'41.593	87,2	16:18'58.691
4	41.023	44.031	53.654	2'18.708	200,7	16:21'17.399
5	54.404	1'08.757	1'15.548	3'18.709	109,0	16:24'36.108
6	39.530	43.910	43.273	2'06.713	208,9	16:26'42.821
7	39.063	42.986	43.370	2'05.419	214,7	16:28'48.240
8	39.091	42.879	42.774	2'04.744	243,2	16:30'52.984
9	38.704	46.399	55.680	2'20.783	237,9	16:33'13.767
10	56.547	1'19.329	1'10.358	3'26.234	147,7	16:36'40.001
11	56.946	1'03.327	1'15.889	3'16.162	140,8	16:39'56.163
12	39.625	44.745	44.743	2'09.113	232,3	16:42'05.276
						Race Time 32'39.715

88 H. AL QUBAISI (2'12.193)

Lap	Seg.1	Seg.2	Seg.3	Lap Time	km/h	Local Time
1						16:12'12.730
2	53.439	1'15.816	1'15.553	3'24.808	148,1	16:15'37.538
3	1'11.496	1'10.555	1'06.651	3'28.702	121,3	16:19'06.240
4	43.723	49.481	55.585	2'28.789	167,2	16:21'35.029
5	54.853	1'05.785	1'09.827	3'10.465	138,5	16:24'45.494
6	43.130	47.994	46.052	2'17.176	163,1	16:27'02.670
7	42.374	45.549	45.051	2'12.974	164,6	16:29'15.644
8	41.783	44.861	45.549	2'12.193	160,5	16:31'27.837
9	42.768	45.209	46.358	2'14.335	184,6	16:33'42.172
10	49.815	1'20.185	1'11.772	3'21.772	155,2	16:37'03.944
11	55.519	1'05.780	1'02.491	3'03.790	118,7	16:40'07.734
12	45.733	46.677	46.148	2'18.558	136,9	16:42'26.292
						Race Time 33'00.731

91 E. BARRICHELLO (2'06.893)

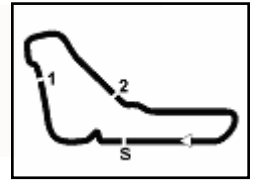
Lap	Seg.1	Seg.2	Seg.3	Lap Time	km/h	Local Time
1						16:12'19.348
2	1'31.280	44.882	1'08.925	3'25.087P	172,0	16:15'44.435

23/04/2022

P = Pits In/Out - C = Lap Time Cancelled



Powered by FICR PERUGIA TIMING



ACI Racing Weekend Monza 23-24 Aprile 2022

Analysis Race 1

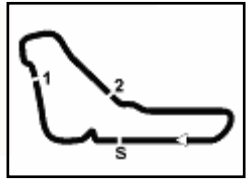
Start at 16:09'25.561

3	1'12.390	1'08.842	1'05.146	3'26.378	106,9	16:19'10.813
4	42.404	50.346	55.289	2'28.039	155,2	16:21'38.852
5	56.116	1'04.972	1'08.477	3'09.565	146,3	16:24'48.417
6	41.557	46.079	44.553	2'12.189	154,1	16:27'00.606
7	40.334	43.933	44.262	2'08.529	176,2	16:29'09.135
8	39.603	43.341	43.949	2'06.893	203,0	16:31'16.028
9	41.139	46.730	50.672	2'18.541	195,7	16:33'34.569
10	53.950	1'21.258	1'10.965	3'26.173	139,2	16:37'00.742
11	55.136	1'05.775	1'03.873	3'04.784	126,8	16:40'05.526
12	43.013	45.567	44.946	2'13.526	177,0	16:42'19.052
Race Time 32'53.491						

92 O. TANGAVELOU (2'07.631)

Lap	Seg.1	Seg.2	Seg.3	Lap Time	km/h	Local Time
1		44.986	1'05.077	2'44.226		16:12'09.787
2	53.896	1'16.625	1'15.755	3'26.276	137,2	16:15'36.063
3	1'10.854	1'11.243	1'07.065	3'29.162	110,0	16:19'05.225
4	42.798	49.426	55.880	2'28.104	180,0	16:21'33.329
5	53.404	1'06.977	1'09.825	3'10.206	171,4	16:24'43.535
6	41.638	45.099	44.490	2'11.227	166,7	16:26'54.762
7	40.891	43.691	43.772	2'08.354	202,6	16:29'03.116
8	40.321	43.747	43.563	2'07.631	208,5	16:31'10.747
9	40.328	45.717	50.894	2'16.939	227,4	16:33'27.686
10	55.427	1'21.422	1'09.819	3'26.668	147,5	16:36'54.354
11	56.035	1'05.553	1'06.895	3'08.483	140,8	16:40'02.837
12	41.717	45.085	45.528	2'12.330	188,8	16:42'15.167
Race Time 32'49.606						





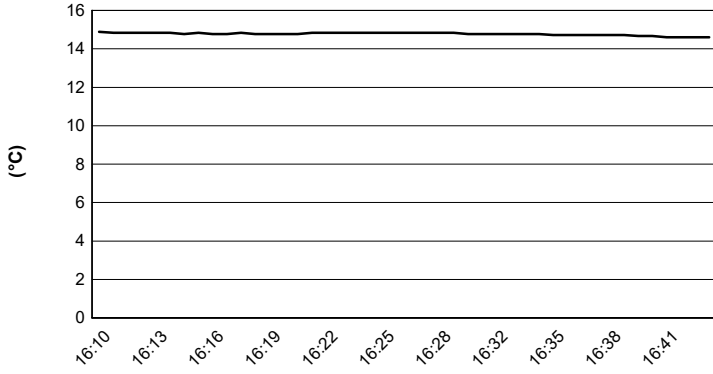
Monza 5.793 m

ACI Racing Weekend Monza 23-24 Aprile 2022

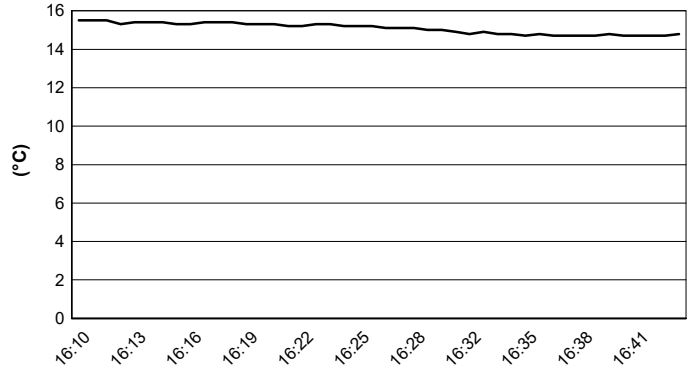
Weather Report Race 1

Session started 16:10 - Session ended 16:45

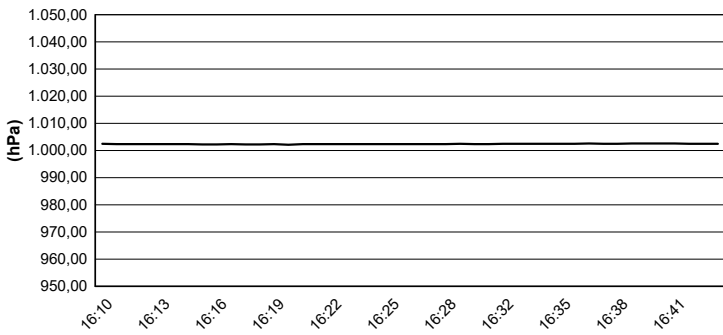
Air Temperature



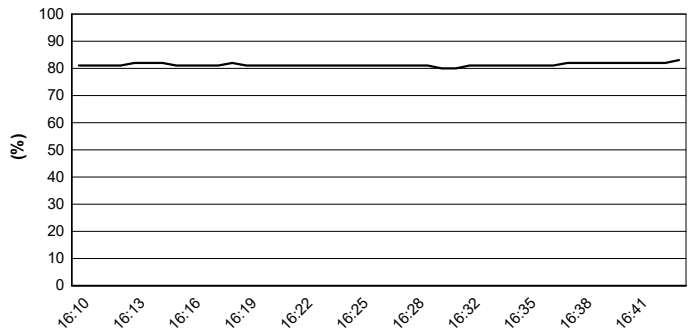
Track Temperature



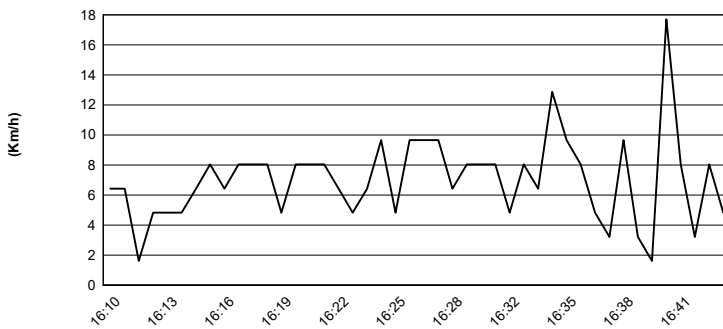
Air Pressure



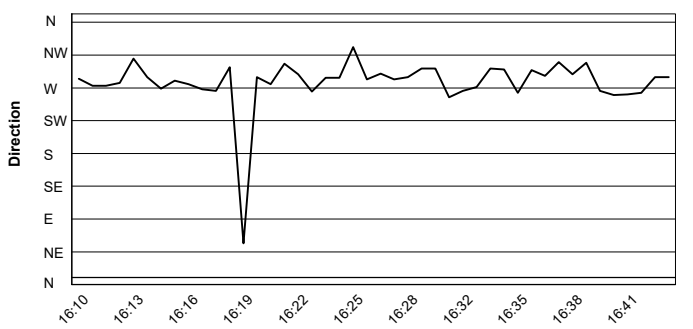
Humidity



Wind Speed



Wind Direction

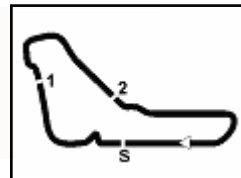


23/04/2022



Powered by FICr PERUGIA TIMING





Monza 5.793 m

ACI Racing Weekend Monza 23-24 Aprile 2022

Results Rookie Race 1

Rookie

Laps 12 = 69,516 km - Avg 127,594 km/h - Race Time 32'41.351

No.	Driver	Nat	Entrant	Team	Car	Laps	Time	Gap	Rel.	Fastest Lap
1	58 MONTOYA Sebastian	COL	Prema Racing	Prema Racing	Formula Alpine	12	32'41.351			8 2'04.813
2	17 MEGUETOUNIF Sami	FRA	MP Motorsport	MP Motorsport	Formula Alpine	12	32'41.600	0.249	0.249	7 2'05.696
3	72 FORNAROLI Leonardo	ITA	Trident	Trident	Formula Alpine	12	32'43.659	2.308	2.059	7 2'05.751
4	70 TRAMNITZ Tim	DEU	Trident	Trident	Formula Alpine	12	32'44.066	2.715	0.407	8 2'05.926
5P	5 CAPIETTO Maceo	FRA	Monolite Racing	Monolite Racing	Formula Alpine	12	32'44.165	2.814	0.099	8 2'05.436
6	4 BILINSKI Roman	GBR	Trident	Trident	Formula Alpine	12	32'44.622	3.271	0.457	8 2'06.350
7P	12 BERNIER Victor	FRA	FA Racing	FA Racing	Formula Alpine	12	32'44.885	3.534	0.263	8 2'05.997
8	35 BAPTISTE Nicolas	COL	FA Racing	FA Racing	Formula Alpine	12	32'45.961	4.610	1.076	8 2'07.269
9	9 MASSON Esteban	FRA	FA Racing	FA Racing	Formula Alpine	12	32'46.218	4.867	0.257	8 2'06.170
10	13 DUFEK Joshua	CHE	Van Amersfoort Racing	Van Amersfoort Racing	Formula Alpine	12	32'46.604	5.253	0.386	7 2'06.246
11P	10 DURKSEN Joshua	PAR	Arden Motorsport	Arden Motorsport	Formula Alpine	12	32'46.702	5.351	0.098	8 2'05.436
12	8 ZAGAZETA Matias	PER	G4 Racing	G4 Racing	Formula Alpine	12	32'49.232	7.881	2.530	8 2'08.048
13	19 LEON Noel	MEX	Arden Motorsport	Arden Motorsport	Formula Alpine	12	32'49.357	8.006	0.125	7 2'07.652
14	92 TANGAVELOU Owen	FRA	G4 Racing	G4 Racing	Formula Alpine	12	32'49.606	8.255	0.249	8 2'07.631
15	21 WISNICKI Piotr	POL	KIC Motorsport	KIC Motorsport	Formula Alpine	12	32'51.419	10.068	1.813	8 2'08.153
16	68 RAMOS Santiago	MEX	KIC Motorsport	KIC Motorsport	Formula Alpine	12	32'51.564	10.213	0.145	7 2'07.645
17	24 HAN Cenyu	CHN	Monolite Racing	Monolite Racing	Formula Alpine	12	32'54.469	13.118	2.905	8 2'07.936
18	28 BRASCHI Francesco	ITA	KIC Motorsport	KIC Motorsport	Formula Alpine	12	32'55.276	13.925	0.807	8 2'09.483
19	6 ARMANNI Pietro	ITA	Monolite Racing	Monolite Racing	Formula Alpine	11	30'38.599	1 Lap	1 Lap	7 2'07.449
----- Not Classified -----										
RET	42 VAN HOEPEN Laurens	NED	ART Grand Prix	ART Grand Prix	Formula Alpine	0				

Starting: 20 Classified: 19 Not Classified: 0 Retired: 1 Not Started: 0

Fastest Lap N. 8 No. 58 Sebastian Montoya Time 2'04.813 Avg. 167,088 Km/h

Humidity:	81%	AIR	14°C
Condition:	WET	Track	15°C

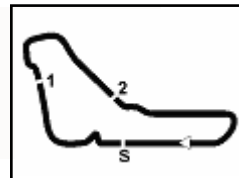
Clerk of the Course : Renato Schmidt

Race Director : Tamas Zettner

	Start	End
23/04/2022	16:09	16:45

Powered by FICR PERUGIA TIMING





Monza 5.793 m

ACI Racing Weekend Monza 23-24 Aprile 2022

Starting Grid Race 1 (Duration: 30' +1 Lap)

13	DUFEK J. Formula Alpi	1'49.944	15	BUHLER L. Formula Alpi	1'49.615	19
7	GNOS A. Formula Alpi	1'49.241	28	BRASCHI F. Formula Alpi	1'49.046	18
24	HAN C. Formula Alpi	1'48.616	11	REVESZ L. Formula Alpi	1'48.966	17
65	DONEGAN K. Formula Alpi	1'48.439	92	TANGAVELOU O. Formula Alpi	1'48.359	16
68	RAMOS S. Formula Alpi	1'48.427	21	WISNICKI P. Formula Alpi	1'48.148	15
12	BERNIER V. Formula Alpi	1'48.267	19	LEON N. Formula Alpi	1'48.141	14
6	ARMANNI P. Formula Alpi	1'48.242	88	AL QUBAISI H. Formula Alpi	1'48.060	13
35	BAPTISTE N. Formula Alpi	1'48.020	91	BARRICHELLO E. Formula Alpi	1'47.833	12
42	VAN HOEPEN L. Formula Alpi	1'48.009	10	DURKSEN J. Formula Alpi	1'47.751	11
77	VAN'T HOFF D. Formula Alpi	1'47.849	9	MASSON E. Formula Alpi	1'47.728	10
70	TRAMNITZ T. Formula Alpi	1'47.813	55	DELLI GUANTI P. Formula Alpi	1'47.695	9
8	ZAGAZETA M. Formula Alpi	1'47.761	4	BILINSKI R. Formula Alpi	1'47.677	8
17	MEGUETOUNIF S. Formula Alpi	1'47.648	58	MONTOYA S. Formula Alpi	1'47.658	7
5	CAPIETTO M. Formula Alpi	1'47.628	3	ARON P. Formula Alpi	1'47.658	6
64	BOYA M. Formula Alpi	1'47.625	72	FORNAROLI L. Formula Alpi	1'47.654	5
27	HAVERKORT K. Formula Alpi	1'47.536	85	BORTOLETO G. Formula Alpi	1'47.359	4
46	MINI G. Formula Alpi	1'47.246	26	DAVID H. Formula Alpi	1'47.357	3
16	FLUXA L. Formula Alpi	1'47.087	30	BELOV M. Formula Alpi	1'47.301	2
			18	BEGANOVIC D. Formula Alpi	1'46.740	1

