

ACI Racing Weekend Imola, 22-23 Aprile 2023

Results Collective Test 1

Imola Circuit 4.909 m

1 / 2

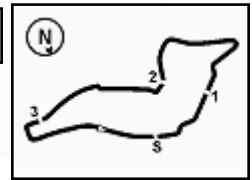
No.	Driver	Nat	Entrant	Team	Car	Class	Time	Gap	Rel.	Laps
1	27 HAVERKORT Kas	NLD	Van Amersfoort Racing	Van Amersfoort Racing (NLD)	Tatuus FR-19		1'39.618			18
2	10 DÜRKSEN Joshua	PAR	Arden Motorsport	Arden Motorsport (GBR)	Tatuus FR-19		1'39.704	0.086	0.086	18
3	77 TRAMNITZ Tim	DEU	R-ace GP	R-ace GP (FRA)	Tatuus FR-19		1'39.810	0.192	0.106	18
4	65 RAMOS Santiago	MEX	RPM	RPM (ITA)	Tatuus FR-19		1'39.886	0.268	0.076	19
5	8 CÂMARA Rafael	BRA	Prema Racing	Prema Racing (ITA)	Tatuus FR-19		1'39.891	0.273	0.005	17
6	15 MEGUETOUNIF Sami	FRA	MP Motorsport	MP Motorsport (NLD)	Tatuus FR-19		1'39.897	0.279	0.006	17
7	12 ANTONELLI Andrea Kimi	ITA	Prema Racing	Prema Racing (ITA)	Tatuus FR-19		1'39.959	0.341	0.062	17
8	85 CAPIETTO Macéo	FRA	RPM	RPM (ITA)	Tatuus FR-19		1'40.028	0.410	0.069	18
9	47 BOHRA Nikhil	SGP	Trident	Trident (ITA)	Tatuus FR-19		1'40.116	0.498	0.088	15
10	3 GIUSTI Alessandro	FRA	G4 Racing	G4 Racing (CHE)	Tatuus FR-19	R	1'40.117	0.499	0.001	18
11	4 BILINSKI Roman	POL	Trident	Trident (ITA)	Tatuus FR-19		1'40.224	0.606	0.107	15
12	18 VAN HOEPEN Laurens	NLD	ART Grand Prix	ART Grand Prix (FRA)	Tatuus FR-19		1'40.251	0.633	0.027	19
13	13 DUFEK Joshua	CHE	Van Amersfoort Racing	Van Amersfoort Racing (NLD)	Tatuus FR-19		1'40.386	0.768	0.135	17
14	26 BERNIER Victor	FRA	MP Motorsport	MP Motorsport (NLD)	Tatuus FR-19		1'40.496	0.878	0.110	16
15	34 STENSHORNE Martinus	NOR	R-ace GP	R-ace GP (FRA)	Tatuus FR-19	R	1'40.516	0.898	0.020	18
16	17 VAN'T HOFF Dilano	NLD	MP Motorsport	MP Motorsport (NLD)	Tatuus FR-19		1'40.612	0.994	0.096	17
17	43 TANGAVELOU Owen	FRA	Trident	Trident (ITA)	Tatuus FR-19		1'40.713	1.095	0.101	16
18	64 WEUG Maya	ESP	KIC Motorsport	KIC Motorsport (FIN)	Tatuus FR-19	R	1'40.745	1.127	0.032	19
19	55 LUGASSY Shannon	CHE	KIC Motorsport	KIC Motorsport (FIN)	Tatuus FR-19	R	1'40.764	1.146	0.019	20
20	7 FLUXÁ Lorenzo	ESP	Prema Racing	Prema Racing (ITA)	Tatuus FR-19		1'40.781	1.163	0.017	17
21	25 AMAND Marcus	FRA	ART Grand Prix	ART Grand Prix (FRA)	Tatuus FR-19	R	1'40.926	1.308	0.145	19
22	30 BELOV Michael		G4 Racing	G4 Racing (CHE)	Tatuus FR-19		1'41.001	1.383	0.075	15
23	88 ZAGAZETA Matias	PER	R-ace GP	R-ace GP (FRA)	Tatuus FR-19		1'41.063	1.445	0.062	18
24	73 FITTIPALDI Emerson jr	BRA	Saintéloc Racing	Saintéloc Racing (FRA)	Tatuus FR-19	R	1'41.130	1.512	0.067	16
25	9 WURZ Charlie	AUT	ART Grand Prix	ART Grand Prix (FRA)	Tatuus FR-19		1'41.344	1.726	0.214	19
26	75 FITZGERALD Adam	IRL	RPM	RPM (ITA)	Tatuus FR-19	R	1'41.552	1.934	0.208	18
27	23 PARTY SHEV Oleksandr	UKR	KIC Motorsport	KIC Motorsport (FIN)	Tatuus FR-19	R	1'41.746	2.128	0.194	19
28	11 RÉVÉSZ Levente	HUN	Arden Motorsport	Arden Motorsport (GBR)	Tatuus FR-19		1'41.835	2.217	0.089	17
29	29 SCIONTI Enzo	USA	Monolite Racing	Monolite Racing (ITA)	Tatuus FR-19		1'41.974	2.356	0.139	16
30	5 LEBBON Tom	GBR	Arden Motorsport	Arden Motorsport (GBR)	Tatuus FR-19	R	1'42.245	2.627	0.271	15
31	99 MASCHIO Giovanni	ITA	Monolite Racing	Monolite Racing (ITA)	Tatuus FR-19		1'42.289	2.671	0.044	15
32	6 MEDINA Lucas	COL	Saintéloc Racing	Saintéloc Racing (FRA)	Tatuus FR-19	R	1'43.602	3.984	1.313	16
33	68 KOOLEN Niels	NLD	Van Amersfoort Racing	Van Amersfoort Racing (NLD)	Tatuus FR-19		1'43.739	4.121	0.137	17

Humidity:	77%	AIR	15°C
Condition:	WET	Track	19°C

Clerk of the Course : Massimiliano Ghinassi

	Start	End
21/04/2023	11:09	11:55





ACI Racing Weekend Imola, 22-23 Aprile 2023

Results Collective Test 1

Penalty and Infringement

11.20	23	O. PARTYSHEV	Time Deleted (1'43.210) - Exceeded Track Limits - Turn 9
11.22	23	O. PARTYSHEV	Time Deleted (1'47.456) - Exceeded Track Limits - Turn 15
11.24	17	D. VAN'T HOFF	Time Deleted (1'41.594) - Exceeded Track Limits - Turn 13
11.25	34	M. STENSHORNE	Time Deleted (1'44.203) - Exceeded Track Limits - Turn 13
11.27	17	D. VAN'T HOFF	Time Deleted (1'48.871) - Exceeded Track Limits - Turn 15
11.30	10	J. DÜRKSEN	Time Deleted (1'41.157) - Exceeded Track Limits - Turn 9
11.31	99	G. MASCHIO	Time Deleted (1'45.119) - Exceeded Track Limits - Turn 15
11.52	99	G. MASCHIO	Time Deleted (1'43.879) - Exceeded Track Limits - Turn 9

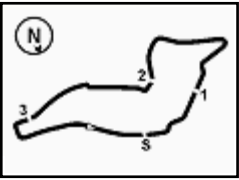
Fastest Laps Sequence

No.	Entrant	Nat	Team	Car	Local Time	Time	Gap	Avg
18	L. VAN HOEPEN	NLD	ART Grand Prix	Tatuus FR-19	11:14'10.694	1'51.304		158,776
25	M. AMAND	FRA	ART Grand Prix	Tatuus FR-19	11:14'12.318	1'50.741	-0.563	159,583
18	L. VAN HOEPEN	NLD	ART Grand Prix	Tatuus FR-19	11:15'57.432	1'46.738	-4.003	165,568
64	M. WEUG	ESP	KIC Motorsport	Tatuus FR-19	11:16'37.543	1'46.628	-0.110	165,739
23	O. PARTYSHEV	UKR	KIC Motorsport	Tatuus FR-19	11:16'38.008	1'46.118	-0.510	166,535
26	V. BERNIER	FRA	MP Motorsport	Tatuus FR-19	11:16'56.289	1'45.280	-0.838	167,861
18	L. VAN HOEPEN	NLD	ART Grand Prix	Tatuus FR-19	11:17'41.284	1'43.852	-1.428	170,169
15	S. MEGUETOUNIF	FRA	MP Motorsport	Tatuus FR-19	11:18'23.313	1'42.194	-1.658	172,930
65	S. RAMOS	MEX	RPM	Tatuus FR-19	11:18'43.126	1'41.218	-0.976	174,597
65	S. RAMOS	MEX	RPM	Tatuus FR-19	11:22'06.662	1'41.162	-0.056	174,694
77	T. TRAMNITZ	DEU	R-ace GP	Tatuus FR-19	11:23'07.356	1'40.979	-0.183	175,011
77	T. TRAMNITZ	DEU	R-ace GP	Tatuus FR-19	11:24'47.969	1'40.613	-0.366	175,647
34	M. STENSHORNE	NOR	R-ace GP	Tatuus FR-19	11:28'17.111	1'40.516	-0.097	175,817
4	R. BILINSKI	POL	Trident	Tatuus FR-19	11:28'30.429	1'40.293	-0.223	176,208
47	N. BOHRA	SGP	Trident	Tatuus FR-19	11:32'32.117	1'40.281	-0.012	176,229
4	R. BILINSKI	POL	Trident	Tatuus FR-19	11:33'31.832	1'40.224	-0.057	176,329
47	N. BOHRA	SGP	Trident	Tatuus FR-19	11:34'12.233	1'40.116	-0.108	176,519
8	R. CÂMARA	BRA	Prema Racing	Tatuus FR-19	11:34'16.911	1'39.891	-0.225	176,917
65	S. RAMOS	MEX	RPM	Tatuus FR-19	11:47'46.334	1'39.886	-0.005	176,926
27	K. HAVERKORT	NLD	Van Amersfoort Racing	Tatuus FR-19	11:49'34.937	1'39.618	-0.268	177,402

Clerk of the Course : Massimiliano Ghinassi

	Start	End
21/04/2023	11:09	11:55





Imola Circuit 4.909 m

ACI Racing Weekend Imola, 22-23 Aprile 2023 Sectors and Speed Collective Test 1

BEST LAP

Table with columns: Rank, Driver, Nationality, Lap Time. Lists top 33 drivers for the Best Lap, starting with 27 HAVERKORT Kas at 1'39.618.

SPEED

Table with columns: Rank, Driver, Nationality, Speed (km/h). Lists top 33 drivers for the Speed test, starting with 65 RAMOS Santiago at 255.9 km/h.

SEG. 1

Table with columns: Rank, Driver, Nationality, Sector 1 Time. Lists top 33 drivers for Segment 1, starting with 27 HAVERKORT Kas at 21.360.

SEG. 2

Table with columns: Rank, Driver, Nationality, Sector 2 Time. Lists top 33 drivers for Segment 2, starting with 27 HAVERKORT Kas at 31.902.

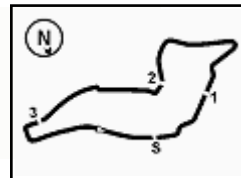
SEG. 3

Table with columns: Rank, Driver, Nationality, Sector 3 Time. Lists top 33 drivers for Segment 3, starting with 27 HAVERKORT Kas at 28.278.

SEG. 4

Table with columns: Rank, Driver, Nationality, Sector 4 Time. Lists top 33 drivers for Segment 4, starting with 65 RAMOS Santiago at 17.739.





Imola Circuit 4.909 m

1 / 2

ACI Racing Weekend Imola, 22-23 Aprile 2023

Ideal Time Collective Test 1

No. Driver	Car	Seg. 1 Diff. 1	Seg. 2 Diff. 2	Seg. 3 Diff. 3	Seg. 4 Diff. 4	Ideal Time		
						Best Lap	Pos.	Diff.
1 27 HAVERKORT K. (NLD)	Tatuus FR-19	21.360 +0.140	31.902	28.278	17.916 +0.022	1'39.456 1'39.618	1	0.162
2 77 TRAMNITZ T. (DEU)	Tatuus FR-19	21.436 +0.143	31.925 +0.108	28.332	17.866	1'39.559 1'39.810	3	0.251
3 10 DÜRKSEN J. (PAR)	Tatuus FR-19	21.402 +0.110	31.997 +0.014	28.318	17.863	1'39.580 1'39.704	2	0.124
4 65 RAMOS S. (MEX)	Tatuus FR-19	21.368 +0.213	32.087	28.479	17.739	1'39.673 1'39.886	4	0.213
5 8 CÂMARA R. (BRA)	Tatuus FR-19	21.447 +0.072	32.164	28.338	17.870	1'39.819 1'39.891	5	0.072
6 12 ANTONELLI A. (ITA)	Tatuus FR-19	21.475 +0.051	32.053	28.332	17.987 +0.061	1'39.847 1'39.959	7	0.112
7 15 MEGUETOUNIF S. (FRA)	Tatuus FR-19	21.419	32.048	28.455 +0.043	17.932	1'39.854 1'39.897	6	0.043
8 4 BILINSKI R. (POL)	Tatuus FR-19	21.589	32.128 +0.026	28.340 +0.186	17.955	1'40.012 1'40.224	11	0.212
9 85 CAPIETTO M. (FRA)	Tatuus FR-19	21.535 +0.009	32.112	28.528	17.844	1'40.019 1'40.028	8	0.009
10 47 BOHRA N. (SGP)	Tatuus FR-19	21.457 +0.015	32.076	28.545	17.952 +0.071	1'40.030 1'40.116	9	0.086
11 3 GIUSTI A. (FRA)	Tatuus FR-19	21.513	32.151	28.569 +0.055	17.829	1'40.062 1'40.117	10	0.055
12 18 VAN HOEPEN L. (NLD)	Tatuus FR-19	21.443	32.083	28.635 +0.084	17.925 +0.081	1'40.086 1'40.251	12	0.165
13 34 STENSHORNE M. (NOR)	Tatuus FR-19	21.454	32.249 +0.206	28.525 +0.067	18.006 +0.009	1'40.234 1'40.516	15	0.282
14 13 DUFEK J. (CHE)	Tatuus FR-19	21.626 +0.059	32.174 +0.051	28.484	17.992	1'40.276 1'40.386	13	0.110
15 26 BERNIER V. (FRA)	Tatuus FR-19	21.618 +0.136	32.125 +0.044	28.586	17.987	1'40.316 1'40.496	14	0.180
16 7 FLUXÁ L. (ESP)	Tatuus FR-19	21.616 +0.109	32.343 +0.015	28.543	18.042 +0.113	1'40.544 1'40.781	20	0.237
17 17 VAN'T HOFF D. (NLD)	Tatuus FR-19	21.625	32.188	28.747	18.000 +0.052	1'40.560 1'40.612	16	0.052
18 43 TANGAVELOU O. (FRA)	Tatuus FR-19	21.678 +0.078	32.078	28.766	18.098 +0.015	1'40.620 1'40.713	17	0.093
19 30 BELOV M.	Tatuus FR-19	21.818 +0.027	32.328 +0.091	28.612 +0.139	17.926 +0.060	1'40.684 1'41.001	22	0.317
20 64 WEUG M. (ESP)	Tatuus FR-19	21.689 +0.013	32.343	28.610	18.090	1'40.732 1'40.745	18	0.013
21 55 LUGASSY S. (CHE)	Tatuus FR-19	21.672	32.455	28.611	18.026	1'40.764 1'40.764	19	
22 25 AMAND M. (FRA)	Tatuus FR-19	21.553	32.382	28.826	18.055 +0.110	1'40.816 1'40.926	21	0.110
23 88 ZAGAZETA M. (PER)	Tatuus FR-19	21.679 +0.065	32.279	28.807 +0.095	18.059 +0.079	1'40.824 1'41.063	23	0.239
24 73 FITTIPALDI E. (BRA)	Tatuus FR-19	21.856	32.351	28.866	18.057	1'41.130 1'41.130	24	
25 9 WURZ C. (AUT)	Tatuus FR-19	21.722 +0.015	32.549	28.912	18.132 +0.014	1'41.315 1'41.344	25	0.029
26 75 FITZGERALD A. (IRL)	Tatuus FR-19	21.824 +0.149	32.415	29.107	18.049 +0.008	1'41.395 1'41.552	26	0.157
27 23 PARTYSHEV O. (UKR)	Tatuus FR-19	21.783 +0.153	32.589	28.987	18.228 +0.006	1'41.587 1'41.746	27	0.159
28 11 RÉVÉSZ L. (HUN)	Tatuus FR-19	21.891 +0.113	32.536	29.063	18.232	1'41.722 1'41.835	28	0.113
29 5 LEBBON T. (GBR)	Tatuus FR-19	21.800 +0.183	32.674 +0.192	29.231 +0.038	18.127	1'41.832 1'42.245	30	0.413
30 29 SCIONTI E. (USA)	Tatuus FR-19	21.908 +0.056	32.817	28.914	18.279	1'41.918 1'41.974	29	0.056
31 99 MASCHIO G. (ITA)	Tatuus FR-19	21.742	32.928	29.217	18.343 +0.059	1'42.230 1'42.289	31	0.059
32 6 MEDINA L. (COL)	Tatuus FR-19	22.057	33.211	29.639 +0.279	18.259 +0.157	1'43.166 1'43.602	32	0.436
33 68 KOOLEN N. (NLD)	Tatuus FR-19	22.319	33.495	29.691	18.234	1'43.739 1'43.739	33	

21/04/2023



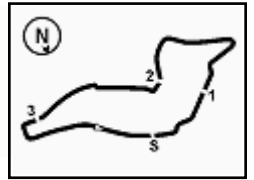
Powered by FICr PERUGIA TIMING



ALPINE



1.3



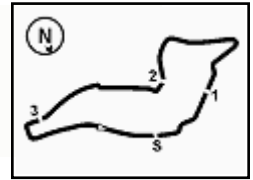
ACI Racing Weekend Imola, 22-23 Aprile 2023

Ideal Time Collective Test 1

Imola Circuit 4.909 m
2 / 2

No. Driver	Car	Seg. 1	Seg. 2	Seg. 3	Seg. 4	Ideal Time		
		Diff. 1	Diff. 2	Diff. 3	Diff. 4	Best Lap	Pos.	Diff.
Overall Ideal Time		21.360	31.902	28.278	17.739	1'39.279		





Imola Circuit 4.909 m

ACI Racing Weekend Imola, 22-23 Aprile 2023
Analysis Collective Test 1

Table with 8 columns: Lap, Seg.1, Seg.2, Seg.3, Seg.4, Lap Time, km/h, Local Time. Rows 3-20.

Table for driver 12 A. ANTONELLI (1'39.959) with 8 columns: Lap, Seg.1, Seg.2, Seg.3, Seg.4, Lap Time, km/h, Local Time. Rows 1-18.

10 J. DÜRKSEN (1'39.704)

Table with 8 columns: Lap, Seg.1, Seg.2, Seg.3, Seg.4, Lap Time, km/h, Local Time. Rows 1-19.

13 J. DUFEK (1'40.386)

Table with 8 columns: Lap, Seg.1, Seg.2, Seg.3, Seg.4, Lap Time, km/h, Local Time. Rows 1-18.

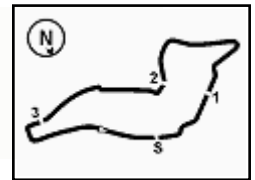
11 L. RÉVÉSZ (1'41.835)

Table with 8 columns: Lap, Seg.1, Seg.2, Seg.3, Seg.4, Lap Time, km/h, Local Time. Rows 1-18.

15 S. MEGUETOUNIF (1'39.897)

Table with 8 columns: Lap, Seg.1, Seg.2, Seg.3, Seg.4, Lap Time, km/h, Local Time. Rows 1-18.





Imola Circuit 4.909 m

4 / 6

ACI Racing Weekend Imola, 22-23 Aprile 2023

Analysis Collective Test 1

Lap	Seg.1	Seg.2	Seg.3	Seg.4	Lap Time	km/h	Local Time
15	25.510	41.561	32.752	19.040	1'58.863	192,2	11:44'29.645
16	22.737	34.188	30.067	18.345	1'45.337	242,2	11:46'14.982
17	21.589	32.157	28.627	17.964	1'40.337	250,0	11:47'55.319
18	21.500	31.902	28.278	17.938	1'39.618	249,4	11:49'34.937
19	21.360	32.035	28.316	17.916	1'39.627	251,2	11:51'14.564
43 O. TANGAVELOU (1'40.713)							
Lap	Seg.1	Seg.2	Seg.3	Seg.4	Lap Time	km/h	Local Time
1							11:10'41.219
2	45.701	43.698	41.579	4'12.164	6'23.142P	151,3	11:17'04.361
3	54.317	47.524	38.026	20.640	2'40.507P	140,6	11:19'44.868
4	29.941	36.968	32.061	19.321	1'58.291	149,4	11:21'43.159
5	24.073	35.119	31.145	18.426	1'48.763	242,7	11:23'31.922
6	22.145	33.156	29.602	18.347	1'43.250	246,0	11:25'15.172
7	21.809	32.414	29.218	18.202	1'41.643	246,6	11:26'56.815
8	21.827	32.615	29.303	18.396	1'42.141	243,2	11:28'38.956
9	21.978	32.373	29.005	18.172	1'41.528	246,0	11:30'20.484
10	21.764	32.225	28.917	18.098	1'41.004	245,5	11:32'01.488
11	21.804	32.247	28.793	18.121	1'40.965	245,5	11:33'42.453
12	21.756	32.078	28.766	18.113	1'40.713	245,5	11:35'23.166
13	22.023	35.738	30.353	7'16.765	8'44.879P	244,3	11:44'08.045
14	47.979	37.408	30.903	18.600	2'14.890P	144,0	11:46'22.935
15	21.924	32.495	29.846	19.028	1'43.293	247,1	11:48'06.228
16	21.678	32.153	41.615	19.428	1'54.874	250,0	11:50'01.102
17	24.911	36.919	29.690	19.337	1'50.857	251,2	11:51'51.959
47 N. BOHRA (1'40.116)							
Lap	Seg.1	Seg.2	Seg.3	Seg.4	Lap Time	km/h	Local Time
1							11:10'42.688
2	47.326	45.297	39.410	4'20.015	6'32.048P	149,2	11:17'14.736
3	57.852	47.442	39.920	23.102	2'48.316P	120,3	11:20'03.052
4	26.980	42.327	37.413	20.868	2'07.588	218,6	11:22'10.640
5	25.500	36.942	32.449	18.881	1'53.772	187,5	11:23'40.412
6	22.313	33.322	29.472	18.301	1'43.408	248,8	11:25'47.820
7	21.821	32.384	28.729	18.064	1'40.998	250,6	11:27'28.818
8	21.571	32.895	29.193	18.302	1'41.961	252,9	11:29'10.779
9	21.692	32.593	28.713	18.059	1'41.057	248,8	11:30'51.836
10	21.600	32.150	28.579	17.952	1'40.281	246,6	11:32'32.117
11	21.472	32.076	28.545	18.023	1'40.116	247,1	11:34'12.233
12	21.524	32.762	28.682	8'45.341	10'08.309P	247,1	11:44'20.542
13	46.345	36.421	31.653	19.366	2'13.785P	166,2	11:46'34.327
14	22.488	33.387	29.260	18.091	1'43.226	240,5	11:48'17.553
15	21.602	32.356	28.707	20.180	1'42.845	248,3	11:50'00.398
16	21.457	32.250	29.167	21.082	1'43.956	250,0	11:51'44.354
55 S. LUGASSY (1'40.764)							
Lap	Seg.1	Seg.2	Seg.3	Seg.4	Lap Time	km/h	Local Time
1							11:10'28.150
2	50.404	45.522	37.138	21.367	2'34.431P	162,4	11:13'02.581
3	27.039	38.781	33.578	19.802	1'59.200	216,0	11:15'01.781
4	23.921	36.037	32.988	19.318	1'52.264	241,1	11:16'54.045
5	23.607	35.090	30.075	20.358	1'49.130	246,0	11:18'43.175
6	22.958	33.781	29.927	18.546	1'45.212	243,2	11:20'28.387
7	22.172	33.214	29.471	18.401	1'43.258	246,0	11:22'11.645
8	22.025	33.438	29.423	18.445	1'43.331	245,5	11:23'54.976
9	23.860	37.704	30.269	18.459	1'50.292	228,8	11:25'45.268
10	22.051	33.147	29.389	18.318	1'42.905	246,0	11:27'28.173
11	21.832	33.066	29.208	18.398	1'42.504	247,1	11:29'10.677
12	22.655	32.844	29.215	4'28.680	5'53.394P	237,9	11:35'04.071
13	55.782	34.744	29.395	18.424	2'18.345P	173,6	11:37'22.416
14	22.067	32.871	29.185	18.364	1'42.487	243,2	11:39'04.903
15	22.082	32.928	29.066	18.290	1'42.366	241,1	11:40'47.269
16	22.069	32.798	29.199	18.301	1'42.367	241,6	11:42'29.636
17	23.530	35.690	31.100	19.569	1'49.889	244,9	11:44'19.525
18	22.791	36.045	31.634	18.356	1'48.826	242,2	11:46'08.351
34 M. STENSHORNE (1'40.516)							
Lap	Seg.1	Seg.2	Seg.3	Seg.4	Lap Time	km/h	Local Time
1							11:10'11.615
2	42.509	41.039	38.338	20.121	2'22.007P	158,4	11:12'33.622
3	25.769	36.108	31.980	19.993	1'53.850	212,2	11:14'27.472
4	23.853	37.604	30.791	18.851	1'51.099	228,8	11:16'18.571
5	22.434	33.613	30.521	18.406	1'44.974	242,2	11:18'03.545
6	22.089	32.805	29.425	18.188	1'42.507	248,8	11:19'46.052
7	23.563	32.877	29.257	18.350	1'44.047	250,6	11:21'30.099
8	21.776	32.606	28.925	18.185	1'41.492	251,7	11:23'11.591
9	21.614	32.552	31.551	18.486	1'44.203C	252,9	11:24'55.794
10	21.598	32.511	28.640	18.052	1'40.801	250,0	11:26'36.595
11	21.454	32.455	28.592	18.015	1'40.516	251,7	11:28'17.111
12	21.655	32.317	28.623	18.006	1'40.601	251,2	11:29'57.712
13	21.474	32.547	28.586	9'48.866	11'11.473P	252,3	11:41'09.185
14	50.668	37.264	31.680	19.376	2'18.988P	122,2	11:43'28.173
15	23.172	34.950	30.354	18.848	1'47.324	236,3	11:45'15.497
16	22.669	33.999	29.599	18.514	1'44.781	241,1	11:47'00.278

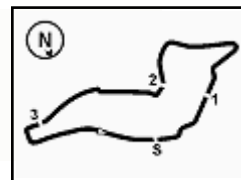
21/04/2023

P = Pits In/Out - C = Lap Time Cancelled



Powered by FICR PERUGIA TIMING





Imola Circuit 4.909 m

6 / 6

12	21.646	32.294	28.600	17.996	1'40.536	250,0	11:29'50.541	9	22.640	33.196	30.709	18.574	1'45.119C	235,8	11:31'42.562
13	21.531	32.307	28.462	9'02.811	10'25.111P	250,6	11:40'15.652	10	23.031	33.235	29.585	7'40.850	9'06.701P	248,8	11:40'49.263
14	49.290	39.454	34.411	22.259	2'25.414P	161,0	11:42'41.066	11	52.210	34.171	30.851	18.588	2'15.820P	175,0	11:43'05.083
15	24.682	36.991	32.145	20.237	1'54.055	222,2	11:44'35.121	12	22.618	33.409	30.194	18.549	1'44.770	244,9	11:44'49.853
16	24.909	35.058	30.889	19.913	1'50.769	216,4	11:46'25.890	13	22.011	33.077	32.498	18.518	1'46.104	245,5	11:46'35.957
17	22.077	32.638	29.948	21.050	1'45.713	241,6	11:48'11.603	14	21.961	33.403	29.443	18.343	1'43.150	248,3	11:48'19.107
18	21.554	32.055	29.026	21.065	1'43.700	250,6	11:49'55.303	15	21.742	32.928	29.217	18.402	1'42.289	248,3	11:50'01.396
19	21.579	32.033	28.332	17.866	1'39.810	248,3	11:51'35.113	16	22.066	33.219	29.337	19.257	1'43.879C	252,9	11:51'45.275

85 M. CAPIETTO (1'40.028)

Lap	Seg.1	Seg.2	Seg.3	Seg.4	Lap Time	km/h	Local Time
1							11:11'01.349
2	42.329	40.133	34.980	22.573	2'20.015P	169,5	11:13'21.364
3	25.839	37.056	32.184	19.268	1'54.347	208,5	11:15'15.711
4	23.394	35.130	30.252	18.690	1'47.466	235,8	11:17'03.177
5	21.978	32.672	29.017	18.178	1'41.845	248,3	11:18'45.022
6	22.219	32.967	35.455	18.225	1'48.866	248,8	11:20'33.888
7	25.257	33.408	29.062	18.151	1'45.878	248,3	11:22'19.766
8	21.871	32.532	28.905	18.121	1'41.429	247,7	11:24'01.195
9	21.787	32.904	28.876	18.030	1'41.597	248,3	11:25'42.792
10	21.698	32.798	28.808	7'55.226	9'18.530P	250,0	11:35'01.322
11	49.833	38.312	32.696	19.598	2'20.439P	173,6	11:37'21.761
12	25.005	35.786	30.626	18.829	1'50.246	211,8	11:39'12.007
13	22.423	34.836	30.868	18.818	1'46.945	241,1	11:40'58.952
14	21.751	32.402	28.710	17.987	1'40.850	247,1	11:42'39.802
15	21.535	32.289	28.685	17.959	1'40.468	250,6	11:44'20.270
16	21.623	32.667	30.624	18.126	1'43.040	247,7	11:46'03.310
17	21.624	32.242	28.661	17.942	1'40.469	248,3	11:47'43.779
18	24.126	35.045	30.385	18.440	1'47.996	248,8	11:49'31.775
19	21.544	32.112	28.528	17.844	1'40.028	251,2	11:51'11.803

88 M. ZAGAZETA (1'41.063)

Lap	Seg.1	Seg.2	Seg.3	Seg.4	Lap Time	km/h	Local Time
1							11:10'13.165
2	42.707	41.552	37.655	20.796	2'22.710P	161,2	11:12'35.875
3	25.230	36.571	32.524	19.647	1'53.972	213,4	11:14'29.847
4	24.500	35.699	31.467	19.082	1'50.748	214,3	11:16'20.595
5	22.870	33.988	30.755	18.587	1'46.200	237,4	11:18'06.795
6	22.339	33.155	29.764	18.391	1'43.649	244,9	11:19'50.444
7	22.065	32.987	29.366	18.391	1'42.809	247,7	11:21'33.253
8	21.840	32.672	29.443	18.430	1'42.385	247,1	11:23'15.638
9	21.850	32.649	30.773	18.843	1'44.115	246,6	11:24'59.753
10	22.016	32.627	28.807	18.285	1'41.735	248,8	11:26'41.488
11	21.833	32.590	28.858	18.144	1'41.425	247,7	11:28'22.913
12	21.679	32.456	28.890	18.059	1'41.084	248,3	11:30'03.997
13	21.868	32.474	29.034	9'28.014	10'51.390P	248,3	11:40'55.387
14	55.666	38.562	34.064	19.814	2'28.106P	155,0	11:43'23.493
15	24.059	35.067	30.989	19.068	1'49.183	217,7	11:45'12.676
16	23.328	34.631	30.530	18.917	1'47.406	226,9	11:47'00.082
17	23.290	33.262	29.331	18.210	1'44.093	224,1	11:48'44.175
18	21.744	32.279	28.902	18.138	1'41.063	248,8	11:50'25.238
19	21.692	32.415	29.513	18.432	1'42.052	249,4	11:52'07.290

99 G. MASCHIO (1'42.289)

Lap	Seg.1	Seg.2	Seg.3	Seg.4	Lap Time	km/h	Local Time
1							11:10'51.412
2	53.316	47.020	39.653	4'43.314	7'03.303P	122,7	11:17'54.715
3	1'01.928	46.728	36.694	22.507	2'47.857P	151,9	11:20'42.572
4	26.960	37.637	34.096	20.329	1'59.022	184,6	11:22'41.594
5	27.391	36.737	34.905	19.174	1'58.207	196,4	11:24'39.801
6	22.883	33.984	30.793	18.801	1'46.461	244,9	11:26'26.262
7	22.793	33.611	32.072	18.706	1'47.182	244,9	11:28'13.444
8	22.118	33.113	30.243	18.525	1'43.999	246,6	11:29'57.443

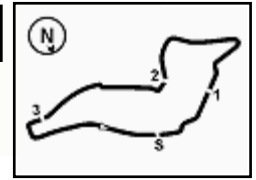
21/04/2023

P = Pits In/Out - C = Lap Time Cancelled



Powered by FICR PERUGIA TIMING





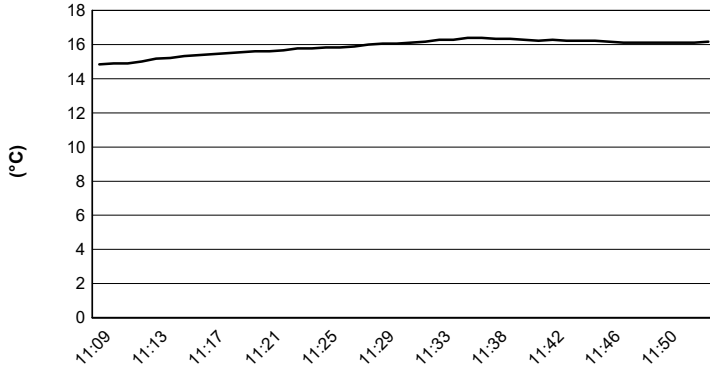
Imola Circuit 4.909 m

ACI Racing Weekend Imola, 22-23 Aprile 2023

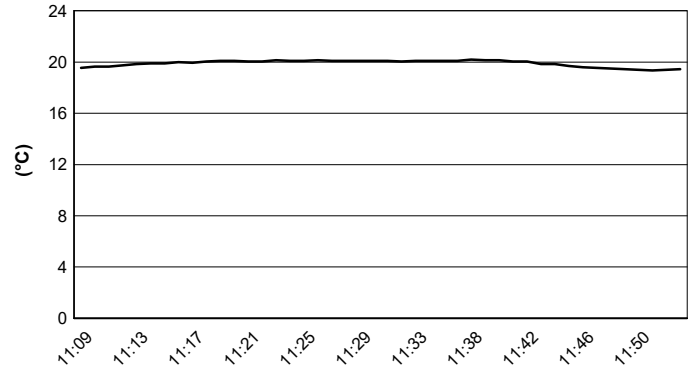
Weather Report Collective Test 1

Session started 11:10 - Session ended 11:55


Air Temperature



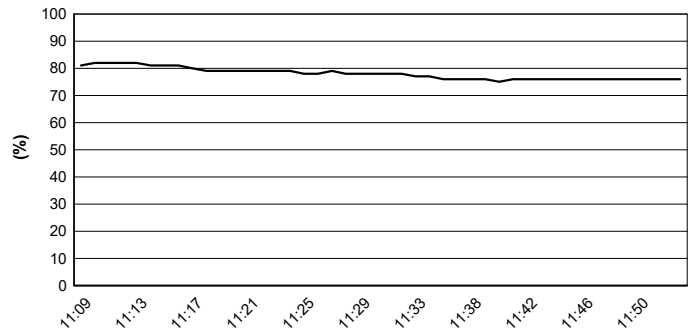
Track Temperature



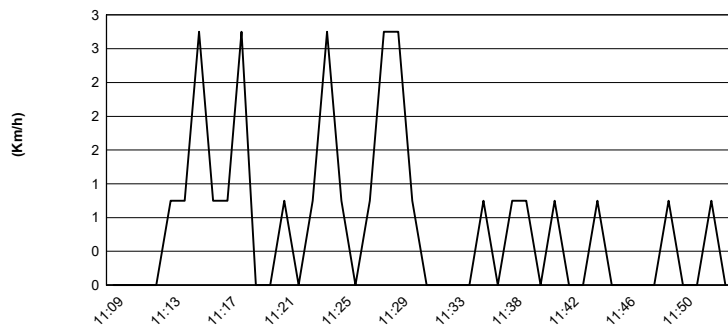
Air Pressure



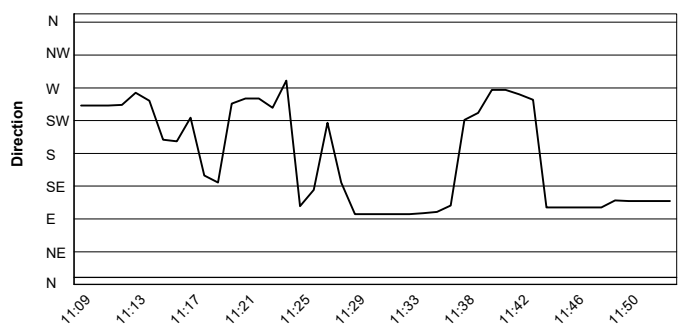
Humidity



Wind Speed



Wind Direction



21/04/2023

