

Imola Circuit 4.909 m

ACI Racing Weekend Imola, 22-23 Aprile 2023

Final Results Race 1

Laps 12 = 58,908 km - Avg 142,664 km/h - Race Time 24'46.495

No.	Driver	Nat	Entrant	Team	Car	Class	Laps	Time	Gap	Rel.	Fastest Lap
1	34 STENSHORNE Martinus	NOR	R-ace GP	R-ace GP	Tatuus FR-19	R	12	24'46.495		9	1'40.259
2	12 ANTONELLI Andrea Kimi	ITA	Prema Racing	Prema Racing	Tatuus FR-19		12	24'47.323	0.828	0.828	9 1'40.360
3	8 CÂMARA Rafael	BRA	Prema Racing	Prema Racing	Tatuus FR-19		12	24'47.770	1.275	0.447	9 1'40.395
4	7 FLUXÁ Lorenzo	ESP	Prema Racing	Prema Racing	Tatuus FR-19		12	24'48.320	1.825	0.550	9 1'40.506
5	27 HAVERKORT Kas	NLD	Van Amersfoort Racing	Van Amersfoort Racing	Tatuus FR-19		12	24'48.858	2.363	0.538	9 1'40.512
6	77 TRAMNITZ Tim	DEU	R-ace GP	R-ace GP	Tatuus FR-19		12	24'49.501	3.006	0.643	8 1'40.671
7	3 JUSTI Alessandro	FRA	G4 Racing	G4 Racing	Tatuus FR-19	R	12	24'49.976	3.481	0.475	8 1'40.682
8	13 DUFÉK Joshua	CHE	Van Amersfoort Racing	Van Amersfoort Racing	Tatuus FR-19		12	24'51.246	4.751	1.270	8 1'40.770
9	47 BOHRA Nikhil	SGP	Trident	Trident	Tatuus FR-19		12	24'51.669	5.174	0.423	9 1'40.746
10	30 BELOV Michael		G4 Racing	G4 Racing	Tatuus FR-19		12	24'51.722	5.227	0.053	9 1'40.770
11	18 VAN HOEPEN Laurens	NLD	ART Grand Prix	ART Grand Prix	Tatuus FR-19		12	24'51.987	5.492	0.265	9 1'40.785
12	26 BERNIER Victor	FRA	MP Motorsport	MP Motorsport	Tatuus FR-19		12	24'52.230	5.735	0.243	9 1'40.576
13	88 ZAGAZETA Matias	PER	R-ace GP	R-ace GP	Tatuus FR-19		12	24'52.724	6.229	0.494	9 1'40.991
14	17 VAN'T HOFF Dilano	NLD	MP Motorsport	MP Motorsport	Tatuus FR-19		12	24'53.057	6.562	0.333	8 1'41.298
15	10 DÜRKSEN Joshua	PAR	Arden Motorsport	Arden Motorsport	Tatuus FR-19		12	24'53.457	6.962	0.400	9 1'42.067
16	43 TANGAVELOU Owen	FRA	Trident	Trident	Tatuus FR-19		12	24'53.842	7.347	0.385	9 1'41.834
17	15 MEGUETOUNIF Sami	FRA	MP Motorsport	MP Motorsport	Tatuus FR-19		12	24'54.571	8.076	0.729	9 1'41.299
18	25 AMAND Marcus	FRA	ART Grand Prix	ART Grand Prix	Tatuus FR-19	R	12	24'54.702	8.207	0.131	6 1'41.695
19	73 FITTIPALDI Emerson jr	BRA	Saintéloc Racing	Saintéloc Racing	Tatuus FR-19	R	12	24'54.929	8.434	0.227	9 1'41.469
20	64 WEUG Maya	ESP	KIC Motorsport	KIC Motorsport	Tatuus FR-19	R	12	24'55.524	9.029	0.595	9 1'41.681
21	55 LUGASSY Shannon	CHE	KIC Motorsport	KIC Motorsport	Tatuus FR-19	R	12	24'55.968	9.473	0.444	9 1'41.449
22	75 FITZGERALD Adam	IRL	RPM	RPM	Tatuus FR-19	R	12	24'56.298	9.803	0.330	9 1'41.711
23	65 RAMOS Santiago	MEX	RPM	RPM	Tatuus FR-19		12	24'56.389	9.894	0.091	9 1'40.933
24	11 RÉVÉSZ Levente	HUN	Arden Motorsport	Arden Motorsport	Tatuus FR-19		12	24'57.439	10.944	1.050	8 1'41.692
25	29 SCIONTI Enzo	USA	Monolite Racing	Monolite Racing	Tatuus FR-19		12	24'57.576	11.081	0.137	9 1'41.870
26	9 WURZ Charlie	AUT	ART Grand Prix	ART Grand Prix	Tatuus FR-19		12	24'59.847	13.352	2.271	9 1'41.873
27	6 MEDINA Lucas	COL	Saintéloc Racing	Saintéloc Racing	Tatuus FR-19	R	12	25'01.373	14.878	1.526	9 1'42.353
28	99 MASCHIO Giovanni	ITA	Monolite Racing	Monolite Racing	Tatuus FR-19		12	25'01.514	15.019	0.141	9 1'41.867
29	68 KOOLEN Niels	NLD	Van Amersfoort Racing	Van Amersfoort Racing	Tatuus FR-19		12	25'03.066	16.571	1.552	5 1'42.545
30	5 LEBBON Tom	GBR	Arden Motorsport	Arden Motorsport	Tatuus FR-19	R	12	25'04.653	18.158	1.587	6 1'42.347
----- Not Classified -----											
RET	4 BILINSKI Roman	POL	Trident	Trident	Tatuus FR-19		9	18'37.361	3 Laps	8	1'40.792
RET	85 CAPIETTO Macéo	FRA	RPM	RPM	Tatuus FR-19		0				
RET	23 PARTYSHEV Oleksandr	UKR	KIC Motorsport	KIC Motorsport	Tatuus FR-19	R	0				

Starting: 33 Classified: 30 Not Classified: 0 Retired: 3 Not Started: 0

Fastest Lap N. 9 No. 34 Martinus Stenshorne Time 1'40.259 Avg. 176,267 Km/h

Humidity:	47%	AIR	23°C
Condition:	DRY	Track	34°C

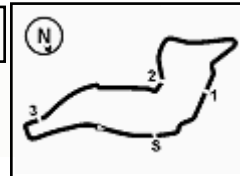
Clerk of the Course : Massimiliano Ghinassi

22/04/2023	Start 16:40	End 17:10
------------	----------------	--------------



Powered by FICr PERUGIA TIMING





ACI Racing Weekend Imola, 22-23 Aprile 2023

Results Race 1

Rookie

Laps 12 = 58,908 km - Avg 142,664 km/h - Race Time 24'46.495

No.	Driver	Nat	Entrant	Team	Car	Laps	Time	Gap	Rel.	Fastest Lap
1	34 STENSHORNE Martinius	NOR	R-ace GP	R-ace GP	Tatuus FR-19	12	24'46.495		9	1'40.259
2	3 GIUSTI Alessandro	FRA	G4 Racing	G4 Racing	Tatuus FR-19	12	24'49.976	3.481	3.481	8 1'40.682
3	25 AMAND Marcus	FRA	ART Grand Prix	ART Grand Prix	Tatuus FR-19	12	24'54.702	8.207	4.726	6 1'41.695
4	73 FITTIPALDI Emerson jr	BRA	Saintéloc Racing	Saintéloc Racing	Tatuus FR-19	12	24'54.929	8.434	0.227	9 1'41.469
5	64 WEUG Maya	ESP	KIC Motorsport	KIC Motorsport	Tatuus FR-19	12	24'55.524	9.029	0.595	9 1'41.681
6	55 LUGASSY Shannon	CHE	KIC Motorsport	KIC Motorsport	Tatuus FR-19	12	24'55.968	9.473	0.444	9 1'41.449
7	75 FITZGERALD Adam	IRL	RPM	RPM	Tatuus FR-19	12	24'56.298	9.803	0.330	9 1'41.711
8	6 MEDINA Lucas	COL	Saintéloc Racing	Saintéloc Racing	Tatuus FR-19	12	25'01.373	14.878	5.075	9 1'42.353
9	5 LEBBON Tom	GBR	Arden Motorsport	Arden Motorsport	Tatuus FR-19	12	25'04.653	18.158	3.280	6 1'42.347
----- Not Classified -----										
RET	23 PARTYSHEV Oleksandr	UKR	KIC Motorsport	KIC Motorsport	Tatuus FR-19	0				

Starting: 10 Classified: 9 Not Classified: 0 Retired: 1 Not Started: 0

Fastest Lap N. 9 No. 34 Martinius Stenshorne Time 1'40.259 Avg. 176,267 Km/h

Humidity:	47%	AIR	23°C
Condition:	DRY	Track	34°C

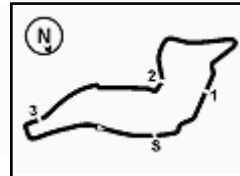
Clerk of the Course : Massimiliano Ghinassi

	Start	End
22/04/2023	16:40	17:10



Powered by FICR PERUGIA TIMING





Imola Circuit 4.909 m

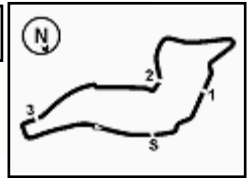
ACI Racing Weekend Imola, 22-23 Aprile 2023

Lap Chart Race 1

	Lap											
	1	2	3	4	5	6	7	8	9	10	11	12
1	34	34	34	34	34	34	34	34	34	34	34	34
2	12	12	12	12	12	12	12	12	12	12	12	12
3	8	8	8	8	8	8	8	8	8	8	8	8
4	7	7	7	7	7	7	7	7	7	7	7	7
5	27	27	27	27	27	27	27	27	27	27	27	27
6	77	77	77	77	77	77	77	77	77	77	77	77
7	47	47	47	47	3	3	3	3	3	3	3	3
8	3	3	3	3	13	13	13	13	13	13	13	13
9	13	13	13	13	47	47	47	47	47	47	47	47
10	30	30	30	18	30	30	30	30	30	30	30	30
11	18	18	18	30	4	4	4	4	4	18	18	18
12	4	4	4	4	18	18	18	18	18	26	26	26
13	10	10	10	10	26	26	26	26	88	88	88	88
14	88	88	88	26	26	10	88	88	88	17	17	17
15	26	26	26	88	88	88	10	17	17	43	43	10
16	17	17	17	17	17	17	17	10	10	10	10	43
17	43	43	43	43	43	25	43	43	43	25	25	15
18	25	25	25	25	25	43	25	25	25	15	15	25
19	15	15	15	15	73	73	73	73	73	73	73	73
20	73	73	73	73	15	15	15	15	15	55	55	64
21	55	55	55	68	68	55	55	55	55	64	64	55
22	68	68	68	55	55	64	64	64	64	75	75	75
23	64	64	64	64	64	75	75	75	75	11	11	65
24	29	29	29	29	75	68	11	11	11	65	65	11
25	75	75	75	75	11	11	68	65	65	29	29	29
26	5	11	11	11	29	29	65	29	29	9	9	9
27	11	99	99	6	6	9	29	9	9	6	6	6
28	99	6	6	9	9	65	9	6	6	68	68	99
29	6	9	9	65	65	6	6	68	68	5	5	68
30	9	65	65	5	5	5	5	5	5	99	99	5
31	65	5	5	99	99	99	99	99	99			

Final Result		
1	34 STENSHORNE M.	Laps 12
2	12 ANTONELLI A.	0.828
3	8 CÂMARA R.	1.275
4	7 FLUXÁ L.	1.825
5	27 HAVERKORT K.	2.363
6	77 TRAMNITZ T.	3.006
7	3 GIUSTI A.	3.481
8	13 DUFEK J.	4.751
9	47 BOHRA N.	5.174
10	30 BELOV M.	5.227
11	18 VAN HOEPEN L.	5.492
12	26 BERNIER V.	5.735
13	88 ZAGAZETA M.	6.229
14	17 VAN'T HOFF D.	6.562
15	10 DÜRKSEN J.	6.962
16	43 TANGAVELOU O.	7.347
17	15 MEGUETOUNIF S.	8.076
18	25 AMAND M.	8.207
19	73 FITTIPALDI E.	8.434
20	64 WEUG M.	9.029
21	55 LUGASSY S.	9.473
22	75 FITZGERALD A.	9.803
23	65 RAMOS S.	9.894
24	11 RÉVÉSZ L.	10.944
25	29 SCIONTI E.	11.081
26	9 WURZ C.	13.352
27	6 MEDINA L.	14.878
28	99 MASCHIO G.	15.019
29	68 KOOLEN N.	16.571
30	5 LEBBON T.	18.158
RET	4 BILINSKI R.	3 Laps
RET	23 PARTYSHEV O.	
RET	85 CAPIETTO M.	





ACI Racing Weekend Imola, 22-23 Aprile 2023

Sectors and Speed Race 1

RESULTS

			Laps	
1	34 STENSHORNE	Martinius	Tatuus FR-19	12
2	12 ANTONELLI	Andrea Kimi	Tatuus FR-19	0.828
3	8 CÂMARA	Rafael	Tatuus FR-19	1.275
4	7 FLUXÁ	Lorenzo	Tatuus FR-19	1.825
5	27 HAVERKORT	Kas	Tatuus FR-19	2.363
6	77 TRAMNITZ	Tim	Tatuus FR-19	3.006
7	3 GIUSTI	Alessandro	Tatuus FR-19	3.481
8	13 DUFEK	Joshua	Tatuus FR-19	4.751
9	47 BOHRA	Nikhil	Tatuus FR-19	5.174
10	30 BELOV	Michael	Tatuus FR-19	5.227
11	18 VAN HOEPEN	Laurens	Tatuus FR-19	5.492
12	26 BERNIER	Victor	Tatuus FR-19	5.735
13	88 ZAGAZETA	Matias	Tatuus FR-19	6.229
14	17 VAN'T HOFF	Dilano	Tatuus FR-19	6.562
15	10 DÜRKSEN	Joshua	Tatuus FR-19	6.962
16	43 TANGAVELOU	Owen	Tatuus FR-19	7.347
17	15 MEGUETOUNIF	Sami	Tatuus FR-19	8.076
18	25 AMAND	Marcus	Tatuus FR-19	8.207
19	73 FITTIPALDI	Emerson jr	Tatuus FR-19	8.434
20	64 WEUG	Maya	Tatuus FR-19	9.029
21	55 LUGASSY	Shannon	Tatuus FR-19	9.473
22	75 FITZGERALD	Adam	Tatuus FR-19	9.803
23	65 RAMOS	Santiago	Tatuus FR-19	9.894
24	11 RÉVÉSZ	Levente	Tatuus FR-19	10.944
25	29 SCIONTI	Enzo	Tatuus FR-19	11.081
26	9 WURZ	Charlie	Tatuus FR-19	13.352
27	6 MEDINA	Lucas	Tatuus FR-19	14.878
28	99 MASCHIO	Giovanni	Tatuus FR-19	15.019
29	68 KOOLEN	Niels	Tatuus FR-19	16.571
30	5 LEBBON	Tom	Tatuus FR-19	18.158
RET	4 BILINSKI	Roman	Tatuus FR-19	3 Laps
RET	23 PARTYSHEV	Oleksandr	Tatuus FR-19	
RET	85 CAPIETTO	Macéo	Tatuus FR-19	

SPEED

1	65 RAMOS	Santiago	Tatuus FR-19	267,3
2	43 TANGAVELOU	Owen	Tatuus FR-19	267,3
3	26 BERNIER	Victor	Tatuus FR-19	267,3
4	29 SCIONTI	Enzo	Tatuus FR-19	266,7
5	11 RÉVÉSZ	Levente	Tatuus FR-19	266,0
6	30 BELOV	Michael	Tatuus FR-19	265,4
7	25 AMAND	Marcus	Tatuus FR-19	265,4
8	10 DÜRKSEN	Joshua	Tatuus FR-19	264,7
9	4 BILINSKI	Roman	Tatuus FR-19	264,7
10	68 KOOLEN	Niels	Tatuus FR-19	264,7
11	8 CÂMARA	Rafael	Tatuus FR-19	264,7
12	15 MEGUETOUNIF	Sami	Tatuus FR-19	264,7
13	17 VAN'T HOFF	Dilano	Tatuus FR-19	264,1
14	47 BOHRA	Nikhil	Tatuus FR-19	264,1
15	7 FLUXÁ	Lorenzo	Tatuus FR-19	263,4
16	18 VAN HOEPEN	Laurens	Tatuus FR-19	263,4
17	13 DUFEK	Joshua	Tatuus FR-19	263,4
18	88 ZAGAZETA	Matias	Tatuus FR-19	262,8
19	27 HAVERKORT	Kas	Tatuus FR-19	262,8
20	77 TRAMNITZ	Tim	Tatuus FR-19	262,8
21	3 GIUSTI	Alessandro	Tatuus FR-19	262,8
22	6 MEDINA	Lucas	Tatuus FR-19	262,1
23	9 WURZ	Charlie	Tatuus FR-19	262,1
24	99 MASCHIO	Giovanni	Tatuus FR-19	261,5
25	12 ANTONELLI	Andrea Kimi	Tatuus FR-19	259,6
26	5 LEBBON	Tom	Tatuus FR-19	259,6
27	55 LUGASSY	Shannon	Tatuus FR-19	259,6
28	34 STENSHORNE	Martinius	Tatuus FR-19	259,0
29	75 FITZGERALD	Adam	Tatuus FR-19	258,4
30	64 WEUG	Maya	Tatuus FR-19	258,4
31	73 FITTIPALDI	Emerson jr	Tatuus FR-19	257,8

SEG. 1

1	34 STENSHORNE	Martinius	21.229
2	8 CÂMARA	Rafael	21.230
3	47 BOHRA	Nikhil	21.278
4	77 TRAMNITZ	Tim	21.300
5	13 DUFEK	Joshua	21.314
6	4 BILINSKI	Roman	21.317
7	27 HAVERKORT	Kas	21.336
8	65 RAMOS	Santiago	21.371
9	3 GIUSTI	Alessandro	21.376
10	7 FLUXÁ	Lorenzo	21.389
11	12 ANTONELLI	Andrea Kimi	21.391
12	17 VAN'T HOFF	Dilano	21.394
13	30 BELOV	Michael	21.407
14	15 MEGUETOUNIF	Sami	21.411
15	26 BERNIER	Victor	21.420
16	43 TANGAVELOU	Owen	21.472
17	18 VAN HOEPEN	Laurens	21.478
18	6 MEDINA	Lucas	21.499
19	11 RÉVÉSZ	Levente	21.534
20	88 ZAGAZETA	Matias	21.537
21	25 AMAND	Marcus	21.540
22	55 LUGASSY	Shannon	21.563
23	64 WEUG	Maya	21.563
24	99 MASCHIO	Giovanni	21.570
25	73 FITTIPALDI	Emerson jr	21.597
26	68 KOOLEN	Niels	21.649
27	10 DÜRKSEN	Joshua	21.667
28	29 SCIONTI	Enzo	21.677
29	9 WURZ	Charlie	21.679
30	5 LEBBON	Tom	21.692
31	75 FITZGERALD	Adam	21.709
32	85 CAPIETTO	Macéo	29.038

SEG. 2

1	12 ANTONELLI	Andrea Kimi	32.313
2	34 STENSHORNE	Martinius	32.324
3	26 BERNIER	Victor	32.355
4	7 FLUXÁ	Lorenzo	32.365
5	13 DUFEK	Joshua	32.370
6	77 TRAMNITZ	Tim	32.381
7	88 ZAGAZETA	Matias	32.456
8	30 BELOV	Michael	32.465
9	27 HAVERKORT	Kas	32.473
10	3 GIUSTI	Alessandro	32.495
11	65 RAMOS	Santiago	32.498
12	47 BOHRA	Nikhil	32.515
13	4 BILINSKI	Roman	32.529
14	8 CÂMARA	Rafael	32.545
15	18 VAN HOEPEN	Laurens	32.598
16	11 RÉVÉSZ	Levente	32.706
17	75 FITZGERALD	Adam	32.735
18	73 FITTIPALDI	Emerson jr	32.741
19	55 LUGASSY	Shannon	32.760
20	17 VAN'T HOFF	Dilano	32.768
21	99 MASCHIO	Giovanni	32.812
22	15 MEGUETOUNIF	Sami	32.847
23	64 WEUG	Maya	32.849
24	29 SCIONTI	Enzo	32.858
25	9 WURZ	Charlie	32.878
26	25 AMAND	Marcus	32.911
27	5 LEBBON	Tom	32.957
28	10 DÜRKSEN	Joshua	32.980
29	6 MEDINA	Lucas	33.071
30	68 KOOLEN	Niels	33.155
31	43 TANGAVELOU	Owen	33.166
32	85 CAPIETTO	Macéo	57.821

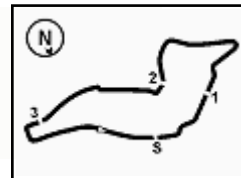
SEG. 3

1	12 ANTONELLI	Andrea Kimi	28.464
2	3 GIUSTI	Alessandro	28.485
3	13 DUFEK	Joshua	28.516
4	27 HAVERKORT	Kas	28.525
5	7 FLUXÁ	Lorenzo	28.540
6	18 VAN HOEPEN	Laurens	28.548
7	8 CÂMARA	Rafael	28.552
8	47 BOHRA	Nikhil	28.601
9	34 STENSHORNE	Martinius	28.614
10	30 BELOV	Michael	28.621
11	26 BERNIER	Victor	28.634
12	4 BILINSKI	Roman	28.651
13	77 TRAMNITZ	Tim	28.653
14	65 RAMOS	Santiago	28.749
15	55 LUGASSY	Shannon	28.811
16	88 ZAGAZETA	Matias	28.821
17	15 MEGUETOUNIF	Sami	28.833
18	73 FITTIPALDI	Emerson jr	28.843
19	10 DÜRKSEN	Joshua	28.859
20	43 TANGAVELOU	Owen	28.883
21	64 WEUG	Maya	28.888
22	17 VAN'T HOFF	Dilano	28.903
23	11 RÉVÉSZ	Levente	28.918
24	25 AMAND	Marcus	28.936
25	75 FITZGERALD	Adam	29.018
26	9 WURZ	Charlie	29.040
27	29 SCIONTI	Enzo	29.047
28	99 MASCHIO	Giovanni	29.104
29	68 KOOLEN	Niels	29.250
30	5 LEBBON	Tom	29.285
31	6 MEDINA	Lucas	29.333

SEG. 4

1	34 STENSHORNE	Martinius	17.866
2	30 BELOV	Michael	17.958
3	77 TRAMNITZ	Tim	17.979
4	12 ANTONELLI	Andrea Kimi	17.985
5	65 RAMOS	Santiago	17.993
6	8 CÂMARA	Rafael	18.006
7	47 BOHRA	Nikhil	18.024
8	3 GIUSTI	Alessandro	18.032
9	4 BILINSKI	Roman	18.040
10	7 FLUXÁ	Lorenzo	18.043
11	18 VAN HOEPEN	Laurens	18.048
12	27 HAVERKORT	Kas	18.051
13	25 AMAND	Marcus	18.055
14	15 MEGUETOUNIF	Sami	18.074
15	43 TANGAVELOU	Owen	18.083
16	88 ZAGAZETA	Matias	18.093
17	17 VAN'T HOFF	Dilano	18.097
18	10 DÜRKSEN	Joshua	18.101
19	29 SCIONTI	Enzo	18.106
20	26 BERNIER	Victor	18.107
21	99 MASCHIO	Giovanni	18.116
22	75 FITZGERALD	Adam	18.131
23	73 FITTIPALDI	Emerson jr	18.134
24	13 DUFEK	Joshua	18.151
25	5 LEBBON	Tom	18.162
26	68 KOOLEN	Niels	18.167
27	55 LUGASSY	Shannon	18.167
28	64 WEUG	Maya	18.176
29	6 MEDINA	Lucas	18.195
30	9 WURZ	Charlie	18.252
31	11 RÉVÉSZ	Levente	18.254





Imola Circuit 4.909 m

1 / 4

ACI Racing Weekend Imola, 22-23 Aprile 2023

Analysis Race 1

Start at 16:39'41.824

3 A. GIUSTI (1'40.682)								8 R. CÂMARA (1'40.395)							
Lap	Seg.1	Seg.2	Seg.3	Seg.4	Lap Time	km/h	Local Time	Lap	Seg.1	Seg.2	Seg.3	Seg.4	Lap Time	km/h	Local Time
1		33.812	30.334	27.201	1'58.077		16:41'39.901	2	51.440	1'05.361	57.042	33.977	3'27.820	124,9	16:45'05.014
2	51.341	1'05.212	57.316	34.135	3'28.004	89,8	16:45'07.905	3	47.174	57.418	59.166	18.721	3'02.479	88,8	16:48'07.493
3	46.670	57.475	58.241	18.385	3'00.771	74,3	16:48'08.676	4	21.855	32.759	28.910	18.208	1'41.732	258,4	16:49'49.225
4	21.786	33.232	29.165	18.063	1'42.246	257,8	16:49'50.922	5	21.693	32.610	28.905	18.089	1'41.297	255,3	16:51'30.522
5	22.004	32.495	28.730	18.115	1'41.344	261,5	16:51'32.266	6	21.567	32.521	28.748	18.061	1'40.897	257,1	16:53'11.419
6	21.561	32.822	28.793	18.146	1'41.322	257,8	16:53'13.588	7	21.455	32.571	28.993	18.043	1'41.062	263,4	16:54'52.481
7	21.414	32.669	28.576	18.180	1'40.839	255,9	16:54'54.427	8	21.389	32.529	28.540	18.107	1'40.565	260,9	16:56'33.046
8	21.453	32.627	28.485	18.117	1'40.682	257,1	16:56'35.109	9	21.479	32.434	28.543	18.050	1'40.506	256,5	16:58'13.552
9	21.387	32.689	28.672	18.032	1'40.780	256,5	16:58'15.889	10	21.504	32.365	32.281	19.808	1'45.958	256,5	16:59'59.510
10	21.376	32.522	32.701	19.740	1'46.339	262,8	17:00'02.228	11	39.053	54.647	57.670	18.387	2'49.757	161,9	17:02'49.267
11	38.534	54.346	56.766	18.299	2'47.945	128,0	17:02'50.173	12	21.659	32.529	28.637	18.052	1'40.877	257,1	17:04'30.144
12	21.800	33.072	28.712	18.043	1'41.627	260,9	17:04'31.800	13	21.464	32.547	32.125	20.939	1'47.075C	258,4	17:06'17.219
13	21.460	32.753	32.559	21.225	1'47.997C	258,4	17:06'19.797								Race Time 24'48.320

4 R. BILINSKI (1'40.792)								9 C. WURZ (1'41.873)							
Lap	Seg.1	Seg.2	Seg.3	Seg.4	Lap Time	km/h	Local Time	Lap	Seg.1	Seg.2	Seg.3	Seg.4	Lap Time	km/h	Local Time
1		34.203	32.070	26.703	2'00.723		16:41'42.547	1		33.087	29.618	27.120	1'54.853		16:41'36.677
2	51.750	1'04.925	57.978	33.752	3'28.405	80,6	16:45'10.952	2	51.538	1'05.291	56.841	34.160	3'27.830	116,4	16:45'04.507
3	46.445	56.909	57.237	18.791	2'59.382	101,5	16:48'10.334	3	47.253	57.350	59.418	18.431	3'02.452	103,2	16:48'06.959
4	21.976	33.496	29.008	18.246	1'42.726	262,1	16:49'53.060	4	21.740	32.871	28.951	18.114	1'41.676	260,9	16:49'48.635
5	21.450	33.840	28.862	18.133	1'42.285	264,7	16:51'35.345	5	21.505	32.687	28.960	18.097	1'41.249	255,9	16:51'29.884
6	21.651	32.737	28.703	18.073	1'41.164	254,1	16:53'16.509	6	21.296	32.735	28.852	18.212	1'41.095	262,8	16:53'10.979
7	21.525	32.662	28.706	18.197	1'41.090	254,7	16:54'57.599	7	21.410	32.591	28.702	18.102	1'40.805	258,4	16:54'51.784
8	21.476	32.625	28.651	18.040	1'40.792	254,1	16:56'38.391	8	21.330	32.709	28.599	18.047	1'40.685	264,7	16:56'32.469
9	21.317	32.529	28.761	18.187	1'40.794	262,8	16:58'19.185	9	21.230	32.571	28.552	18.042	1'40.395	263,4	16:58'12.864
							Race Time 18'37.361	10	21.467	32.545	32.158	19.791	1'45.961	256,5	16:59'58.825
								11	39.252	54.660	57.875	18.247	2'50.034	169,8	17:02'48.859
								12	21.490	32.584	28.655	18.006	1'40.735	255,9	17:04'29.594
								13	21.243	32.905	32.073	21.000	1'47.221C	264,7	17:06'16.815
															Race Time 24'47.770

5 T. LEBBON (1'42.347)								10 J. DÜRKEN (1'42.067)								
Lap	Seg.1	Seg.2	Seg.3	Seg.4	Lap Time	km/h	Local Time	Lap	Seg.1	Seg.2	Seg.3	Seg.4	Lap Time	km/h	Local Time	
1		34.754	38.055	28.313	2'12.482		16:41'54.306	1		33.206	39.088	27.629	2'15.696		16:41'57.520	
2	50.915	1'04.995	59.482	1'17.710	4'13.102P	49,4	16:46'07.408	2	50.442	1'05.625	1'01.272	30.433	3'27.772	47,5	16:45'25.292	
3	37.775	34.689	38.979	19.046	2'10.489P	173,4	16:48'17.897	3	47.966	56.675	47.985	18.826	2'51.452	104,7	16:48'16.744	
4	22.050	34.679	30.290	18.976	1'45.995	257,1	16:50'03.892	4	22.616	34.629	29.387	18.348	1'44.980	257,1	16:50'01.724	
5	21.692	33.035	29.495	18.197	1'42.419	259,0	16:51'46.311	5	21.779	33.189	29.251	18.312	1'42.531	252,9	16:51'44.255	
6	21.801	32.957	29.396	18.193	1'42.347	252,9	16:53'28.658	6	21.761	32.951	29.040	18.363	1'42.115	262,1	16:53'26.370	
7	21.873	33.242	29.438	18.357	1'42.910	259,0	16:55'11.568	7	22.121	33.253	30.178	18.473	1'44.025	250,0	16:55'10.395	
8	21.693	33.278	30.260	18.889	1'44.120	259,0	16:56'55.688	8	22.044	33.030	30.587	18.500	1'44.161	256,5	16:56'54.556	
9	21.878	33.165	29.285	18.385	1'42.713	259,6	16:58'38.401	9	21.679	32.878	29.064	18.252	1'41.873	252,9	16:58'36.429	
10	22.180	36.478	32.929	19.818	1'51.405	258,4	17:00'29.806	10	21.825	34.546	33.498	20.241	1'50.110	252,9	17:00'26.539	
11	29.570	51.885	47.631	18.935	2'28.021	220,0	17:02'57.827	11	30.426	52.089	48.717	18.857	2'30.089	198,2	17:02'56.628	
12	21.932	39.053	29.503	18.162	1'48.650	256,5	17:04'46.477	12	22.399	34.667	29.611	18.366	1'45.043	259,0	17:04'41.671	
13	23.928	33.761	33.179	19.724	1'50.592C	251,2	17:06'37.069	13	22.183	35.141	35.073	19.877	1'52.274C	254,1	17:06'33.945	
							Race Time 25'04.653									Race Time 24'59.847

6 L. MEDINA (1'42.353)								7 L. FLUXÁ (1'40.506)								
Lap	Seg.1	Seg.2	Seg.3	Seg.4	Lap Time	km/h	Local Time	Lap	Seg.1	Seg.2	Seg.3	Seg.4	Lap Time	km/h	Local Time	
1		35.646	39.069	27.949	2'14.890		16:41'56.714	1		33.004	29.582	26.853	1'55.370		16:41'37.194	
2	50.745	1'05.321	59.529	32.246	3'27.841	41,2	16:45'24.555									
3	46.653	57.743	48.606	18.842	2'51.844	123,4	16:48'16.399									
4	22.695	33.771	29.741	18.405	1'44.612	256,5	16:50'01.011									
5	21.856	33.364	29.404	18.348	1'42.972	251,7	16:51'43.983									
6	22.235	33.782	29.666	18.387	1'44.070	250,6	16:53'28.053									
7	21.955	33.373	29.571	18.195	1'43.094	254,1	16:55'11.147									
8	21.499	33.588	30.074	18.727	1'43.888	259,6	16:56'55.035									
9	21.742	33.071	29.333	18.207	1'42.353	260,2	16:58'37.388									
10	22.062	35.352	32.535	19.734	1'49.683	252,9	17:00'27.071									
11	30.683	52.266	48.041	18.790	2'29.780	190,1	17:02'56.851									
12	22.222	35.961	29.683	18.480	1'46.346	262,1	17:04'43.197									
							Race Time 25'01.373									

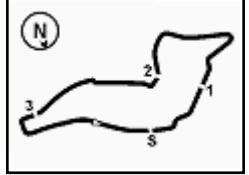
22/04/2023

P = Pits In/Out - C = Lap Time Cancelled



Powered by FICR PERUGIA TIMING




ACI Racing Weekend Imola, 22-23 Aprile 2023
Analysis Race 1

Start at 16:39'41.824

Imola Circuit 4.909 m

2 / 4

11 L. RÉVÉSZ (1'41.692)								17 D. VAN'T HOFF (1'41.298)							
Lap	Seg.1	Seg.2	Seg.3	Seg.4	Lap Time	km/h	Local Time	Lap	Seg.1	Seg.2	Seg.3	Seg.4	Lap Time	km/h	Local Time
1		35.009	38.205	28.099	2'13.051		16:41'54.875	1		34.852	33.930	27.353	2'04.839		16:41'46.663
2	51.022	1'05.048	59.624	32.059	3'27.753	46,7	16:45'22.628	2	50.997	1'05.043	58.892	32.866	3'27.798	71,6	16:45'14.461
3	46.970	56.129	50.931	18.990	2'53.020	135,5	16:48'15.648	3	46.877	57.329	54.120	18.933	2'57.259	122,7	16:48'11.720
4	22.114	34.051	29.508	18.326	1'43.999	260,2	16:49'59.647	4	21.912	33.952	29.286	18.142	1'43.292	262,1	16:49'55.012
5	21.677	33.243	29.265	18.535	1'42.720	257,1	16:51'42.367	5	21.493	33.061	29.594	18.352	1'42.500	260,9	16:51'37.512
6	21.806	32.928	29.578	18.364	1'42.676	253,5	16:53'25.043	6	21.674	33.075	29.103	18.230	1'42.082	262,8	16:53'19.594
7	21.877	33.688	28.918	18.254	1'42.737	266,0	16:55'07.780	7	21.911	33.242	29.068	18.097	1'42.318	255,9	16:55'01.912
8	21.542	32.706	29.122	18.322	1'41.692	255,3	16:56'49.472	8	21.394	32.776	28.951	18.177	1'41.298	264,1	16:56'43.210
9	21.534	32.968	28.953	18.496	1'41.951	257,1	16:58'31.423	9	21.474	32.900	28.903	18.111	1'41.388	252,9	16:58'24.598
10	21.719	34.455	35.592	19.887	1'51.653	256,5	17:00'23.076	10	21.599	32.766	34.185	19.791	1'48.343	251,2	17:00'12.941
11	31.139	52.663	49.879	19.102	2'32.783	240,5	17:02'55.859	11	33.849	53.818	53.241	18.732	2'39.640	210,1	17:02'52.581
12	22.026	33.674	29.369	18.335	1'43.404	256,5	17:04'39.263	12	21.895	33.002	29.209	18.194	1'42.300	257,8	17:04'34.881
13	23.771	34.881	34.691	19.627	1'52.970C	260,9	17:06'32.233	13	21.606	35.319	33.557	19.794	1'50.276C	265,4	17:06'25.157
Race Time 24'57.439								Race Time 24'53.057							
12 A. ANTONELLI (1'40.360)								18 L. VAN HOEPEN (1'40.785)							
Lap	Seg.1	Seg.2	Seg.3	Seg.4	Lap Time	km/h	Local Time	Lap	Seg.1	Seg.2	Seg.3	Seg.4	Lap Time	km/h	Local Time
1		33.048	29.121	27.316	1'54.168		16:41'35.992	1		33.977	31.254	26.771	1'59.724		16:41'41.548
2	51.476	1'05.451	56.723	34.352	3'28.002	110,0	16:45'03.994	2	51.852	1'04.873	57.662	33.833	3'28.220	80,7	16:45'09.768
3	47.233	57.240	59.598	18.363	3'02.434	102,6	16:48'06.428	3	46.541	57.317	57.621	18.696	3'00.175	101,9	16:48'09.943
4	21.775	32.845	28.885	18.153	1'41.658	254,1	16:49'48.086	4	22.099	32.818	29.409	18.080	1'42.406	263,4	16:49'52.349
5	21.547	32.648	29.093	18.012	1'41.300	254,7	16:51'29.386	5	22.224	33.943	29.348	18.057	1'43.572	258,4	16:51'35.921
6	21.412	32.638	28.745	18.193	1'40.988	259,6	16:53'10.374	6	21.501	32.798	28.925	18.087	1'41.311	260,9	16:53'17.232
7	21.544	32.623	28.660	18.123	1'40.950	253,5	16:54'51.324	7	21.536	32.691	28.825	18.048	1'41.100	255,3	16:54'58.332
8	21.496	32.408	28.578	18.105	1'40.587	254,1	16:56'31.911	8	21.478	32.598	28.620	18.130	1'40.826	255,3	16:56'39.158
9	21.391	32.421	28.464	18.084	1'40.360	258,4	16:58'12.271	9	21.501	32.660	28.548	18.076	1'40.785	254,7	16:58'19.943
10	21.513	32.313	31.735	20.549	1'46.110	253,5	16:59'58.381	10	21.706	32.620	31.403	19.790	1'45.519	255,9	17:00'05.462
11	38.870	54.672	58.147	18.306	2'49.995	168,2	17:02'48.376	11	38.208	53.610	55.633	18.639	2'46.090	181,2	17:02'51.552
12	21.548	32.630	28.608	17.985	1'40.771	258,4	17:04'29.147	12	21.663	33.365	29.068	18.163	1'42.259	263,4	17:04'33.811
13	21.374	32.427	32.110	21.343	1'47.254C	260,9	17:06'16.401	13	22.221	33.059	31.436	21.297	1'48.013C	269,3	17:06'21.824
Race Time 24'47.323								Race Time 24'51.987							
13 J. DUFEK (1'40.770)								25 M. AMAND (1'41.695)							
Lap	Seg.1	Seg.2	Seg.3	Seg.4	Lap Time	km/h	Local Time	Lap	Seg.1	Seg.2	Seg.3	Seg.4	Lap Time	km/h	Local Time
1		33.836	30.769	26.917	1'58.629		16:41'40.453	1		34.512	35.031	27.655	2'06.544		16:41'48.368
2	51.370	1'05.234	57.483	33.827	3'27.914	97,3	16:45'08.367	2	50.927	1'04.856	59.157	32.695	3'27.635	62,5	16:45'16.003
3	46.872	57.428	58.064	18.552	3'00.916	82,9	16:48'09.283	3	46.761	57.266	53.271	18.864	2'56.162	120,7	16:48'12.165
4	21.840	33.081	29.079	18.151	1'42.151	253,5	16:49'51.434	4	22.791	33.279	29.313	18.217	1'43.600	263,4	16:49'55.765
5	21.851	33.092	28.851	18.172	1'41.966	263,4	16:51'33.400	5	21.738	32.911	29.358	18.268	1'42.275	254,7	16:51'38.040
6	21.314	32.609	28.701	18.210	1'40.834	259,0	16:53'14.234	6	21.733	32.938	28.969	18.055	1'41.695	264,4	16:53'19.735
7	21.433	32.583	28.622	18.178	1'40.816	255,3	16:54'55.050	7	22.723	33.136	29.008	18.149	1'43.016	264,7	16:55'02.751
8	21.439	32.543	28.577	18.211	1'40.770	255,9	16:56'35.820	8	21.540	33.403	29.244	18.161	1'42.348	257,8	16:56'45.099
9	21.367	32.644	28.516	18.286	1'40.813	255,9	16:58'16.633	9	21.606	32.986	28.936	18.169	1'41.697	253,5	16:58'26.796
10	21.407	32.370	32.878	19.845	1'46.500	254,1	17:00'03.133	10	21.647	34.674	34.535	18.916	1'49.772	254,7	17:00'16.568
11	38.384	54.292	56.343	18.498	2'47.517	150,0	17:02'50.650	11	33.193	52.952	51.865	18.678	2'36.688	219,5	17:02'53.256
12	21.484	33.529	29.075	18.332	1'42.420	261,5	17:04'33.070	12	21.902	33.491	29.142	18.735	1'43.270	258,4	17:04'36.526
13	21.516	32.504	32.274	21.140	1'47.434C	259,0	17:06'20.504	13	21.598	35.091	34.613	19.441	1'50.743C	262,8	17:06'27.269
Race Time 24'51.246								Race Time 24'54.702							
15 S. MEGUETOUNIF (1'41.299)								26 V. BERNIER (1'40.576)							
Lap	Seg.1	Seg.2	Seg.3	Seg.4	Lap Time	km/h	Local Time	Lap	Seg.1	Seg.2	Seg.3	Seg.4	Lap Time	km/h	Local Time
1		35.645	35.352	27.518	2'07.478		16:41'49.302	1		34.465	34.002	27.105	2'03.914		16:41'45.738
2	50.689	1'04.781	59.296	32.919	3'27.685	54,9	16:45'16.987	2	51.019	1'05.213	58.946	32.336	3'27.514	68,7	16:45'13.252
3	46.497	57.683	52.533	18.661	2'55.374	107,2	16:48'12.361	3	47.569	57.185	54.444	18.659	2'57.857	98,9	16:48'11.109
4	22.705	33.552	29.410	18.343	1'44.010	262,8	16:49'56.371	4	22.149	33.278	29.121	18.276	1'42.824	256,5	16:49'53.933
5	21.578	32.847	29.267	19.523	1'43.215	255,9	16:51'39.586	5	21.603	33.387	29.555	18.143	1'42.688	257,8	16:51'36.621
6	21.731	33.131	28.908	18.180	1'41.950	253,5	16:53'21.536	6	21.658	33.214	28.887	18.555	1'42.314	267,3	16:53'18.935
7	21.671	33.253	28.957	18.412	1'42.293	259,6	16:55'03.829	7	21.617	32.577	28.735	18.107	1'41.036	259,6	16:54'59.971
8	21.986	33.539	29.159	18.283	1'42.967	264,7	16:56'46.796	8	21.503	32.424	28.743	18.195	1'40.865	252,9	16:56'40.836
9	21.533	32.859	28.833	18.074	1'41.299	264,7	16:58'28.095	9	21.420	32.405	28.634	18.117	1'40.576	253,5	16:58'21.412
10	21.411	34.549	34.911	19.482	1'50.353	263,4	17:00'18.448	10	21.555	32.355	32.349	18.566	1'44.825	253,5	17:00'06.237
11	32.096	52.715	51.493	18.857	2'35.161	238,9	17:02'53.609	11	38.469	53.237	55.264	18.561	2'45.531	180,3	17:02'51.768
12	21.785	33.530	29.096	18.375	1'42.786	259,6	17:04'36.395	12	21.700	33.377	29.093	18.116	1'42.286	259,6	17:04'34.054
13	22.179	36.469	34.671	19.342	1'52.661C	252,9	17:06'29.056								

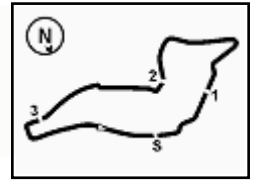
22/04/2023

P = Pits In/Out - C = Lap Time Cancelled



Powered by FICR PERUGIA TIMING





Imola Circuit 4.909 m

3 / 4

ACI Racing Weekend Imola, 22-23 Aprile 2023

Analysis Race 1

Start at 16:39'41.824

13	22.115	33.735	31.521	20.725	1'48.096C	261,5	17:06'22.150	12	21.550	32.445	28.668	17.866	1'40.529	251,7	17:04'28.319
								13	21.304	32.407	32.474	21.662	1'47.847C	259,6	17:06'16.166

Race Time 24'52.230

Race Time 24'46.495

27 K. HAVERKORT (1'40.512)

Lap	Seg.1	Seg.2	Seg.3	Seg.4	Lap Time	km/h	Local Time
1		33.241	29.581	27.111	1'56.141		16:41'37.965
2	51.494	1'05.178	57.196	33.882	3'27.750	108,7	16:45'05.715
3	47.252	57.382	58.751	18.596	3'01.981	85,6	16:48'07.696
4	21.842	33.107	29.007	18.065	1'42.021	260,2	16:49'49.717
5	21.504	32.812	28.853	18.130	1'41.299	262,8	16:51'31.016
6	21.568	32.630	28.630	18.212	1'41.040	255,9	16:53'12.056
7	21.578	32.522	28.704	18.132	1'40.936	253,5	16:54'52.992
8	21.437	32.495	28.632	18.097	1'40.661	255,9	16:56'33.653
9	21.428	32.508	28.525	18.051	1'40.512	255,9	16:58'14.165
10	21.336	32.473	33.128	19.855	1'46.792	262,1	17:00'00.957
11	38.828	54.215	57.129	18.489	2'48.661	153,6	17:02'49.618
12	21.770	32.587	28.622	18.085	1'41.064	257,1	17:04'30.682
13	21.420	32.599	32.634	21.002	1'47.655C	256,5	17:06'18.337

Race Time 24'48.858

43 O. TANGAVELOU (1'41.834)

Lap	Seg.1	Seg.2	Seg.3	Seg.4	Lap Time	km/h	Local Time
1		34.951	34.653	27.612	2'05.692		16:41'47.516
2	50.995	1'04.918	58.990	32.761	3'27.664	69,7	16:45'15.180
3	46.866	57.231	53.803	18.942	2'56.842	122,7	16:48'12.022
4	22.478	33.370	29.356	18.103	1'43.307	258,4	16:49'55.329
5	21.483	33.166	29.549	18.224	1'42.422	264,7	16:51'37.751
6	22.156	33.253	28.935	18.112	1'42.456	255,9	16:53'20.207
7	21.623	33.208	29.151	18.263	1'42.245	267,3	16:55'02.452
8	21.499	33.504	28.890	18.169	1'42.062	264,1	16:56'44.514
9	21.618	33.250	28.883	18.083	1'41.834	264,7	16:58'26.348
10	21.472	33.257	32.879	19.710	1'47.318	264,1	17:00'13.666
11	33.819	53.736	52.870	18.732	2'39.157	202,2	17:02'52.823
12	22.177	33.371	29.045	18.250	1'42.843	255,9	17:04'35.666
13	21.559	35.412	34.509	19.479	1'50.959C	257,8	17:06'26.625

Race Time 24'53.842

29 E. SCIONTI (1'41.870)

Lap	Seg.1	Seg.2	Seg.3	Seg.4	Lap Time	km/h	Local Time
1		34.571	37.076	28.124	2'11.031		16:41'52.855
2	50.828	1'04.762	59.658	32.287	3'27.535	52,5	16:45'20.390
3	47.385	56.425	51.451	19.231	2'54.492	130,4	16:48'14.882
4	22.101	33.904	29.429	18.226	1'43.660	262,8	16:49'58.542
5	21.923	33.212	29.305	19.672	1'44.112	260,2	16:51'42.654
6	21.987	33.225	29.570	18.213	1'42.995	259,0	16:53'25.649
7	21.718	34.159	30.002	18.106	1'43.985	255,9	16:55'09.634
8	21.677	33.719	30.256	18.363	1'44.015	264,1	16:56'53.649
9	21.699	32.858	29.047	18.266	1'41.870	251,7	16:58'35.519
10	21.869	33.630	34.220	19.988	1'49.707	251,7	17:00'25.226
11	30.675	52.189	49.372	18.772	2'31.008	211,4	17:02'56.234
12	22.095	33.574	29.290	18.207	1'43.166	266,7	17:04'39.400
13	24.465	35.590	35.025	20.042	1'55.122C	265,4	17:06'34.522

Race Time 24'57.576

47 N. BOHRA (1'40.746)

Lap	Seg.1	Seg.2	Seg.3	Seg.4	Lap Time	km/h	Local Time
1		33.605	30.088	27.310	1'57.650		16:41'39.474
2	51.246	1'05.158	57.357	33.794	3'27.555	103,6	16:45'07.029
3	47.164	57.379	58.158	18.658	3'01.359	81,9	16:48'08.388
4	21.793	33.207	29.218	18.189	1'42.407	263,4	16:49'50.795
5	22.435	33.560	28.899	18.212	1'43.106	264,1	16:51'33.901
6	21.567	32.730	29.031	18.034	1'41.362	255,3	16:53'15.263
7	21.306	32.604	28.817	18.142	1'40.869	260,2	16:54'56.132
8	21.510	32.596	28.601	18.089	1'40.796	254,1	16:56'36.928
9	21.444	32.515	28.763	18.024	1'40.746	255,9	16:58'17.674
10	21.278	32.517	32.814	19.759	1'46.368	260,2	17:00'04.042
11	38.161	54.187	56.092	18.470	2'46.910	155,4	17:02'50.952
12	21.499	33.610	28.828	18.604	1'42.541	262,1	17:04'33.493
13	22.613	34.354	31.713	20.559	1'49.239C	258,4	17:06'22.732

Race Time 24'51.669

30 M. BELOV (1'40.770)

Lap	Seg.1	Seg.2	Seg.3	Seg.4	Lap Time	km/h	Local Time
1		33.836	31.129	26.544	1'58.874		16:41'40.698
2	51.735	1'05.037	57.813	33.914	3'28.499	80,1	16:45'09.197
3	46.714	57.238	57.868	18.647	3'00.467	95,8	16:48'09.664
4	22.540	33.055	29.244	18.077	1'42.916	257,1	16:49'52.580
5	21.607	32.988	28.840	18.231	1'41.666	265,4	16:51'34.246
6	21.574	32.825	28.928	17.958	1'41.285	255,9	16:53'15.531
7	21.407	32.817	28.797	18.133	1'41.154	265,4	16:54'56.685
8	21.453	32.653	28.688	18.088	1'40.882	255,9	16:56'37.567
9	21.563	32.497	28.621	18.089	1'40.770	255,9	16:58'18.337
10	21.489	32.465	32.889	19.592	1'46.435	254,7	17:00'04.772
11	38.028	54.025	55.867	18.565	2'46.485	170,3	17:02'51.257
12	21.640	33.362	28.889	18.398	1'42.289	259,0	17:04'33.546
13	22.280	32.663	31.371	21.166	1'47.480C	259,6	17:06'21.026

Race Time 24'51.722

55 S. LUGASSY (1'41.449)

Lap	Seg.1	Seg.2	Seg.3	Seg.4	Lap Time	km/h	Local Time
1		35.120	36.267	27.529	2'08.708		16:41'50.532
2	51.169	1'04.687	59.448	32.591	3'27.895	47,7	16:45'18.427
3	47.366	56.648	52.179	19.190	2'55.383	120,3	16:48'13.810
4	22.671	33.758	29.331	18.396	1'44.156	251,7	16:49'57.966
5	21.893	32.956	29.269	18.345	1'42.463	251,7	16:51'40.429
6	21.817	33.105	29.004	18.193	1'42.119	252,9	16:53'22.548
7	22.056	32.760	28.994	18.274	1'42.084	257,8	16:55'04.632
8	21.830	33.241	29.316	18.264	1'42.651	252,9	16:56'47.283
9	21.563	32.891	28.811	18.184	1'41.449	259,6	16:58'28.732
10	21.595	34.922	35.091	19.314	1'50.922	259,6	17:00'19.654
11	32.063	53.017	50.769	19.058	2'34.907	226,9	17:02'54.561
12	22.423	33.511	29.130	18.167	1'43.231	253,5	17:04'37.792
13	21.515	37.443	34.704	19.286	1'52.948C	260,2	17:06'30.740

Race Time 24'55.968

34 M. STENSHORNE (1'40.259)

Lap	Seg.1	Seg.2	Seg.3	Seg.4	Lap Time	km/h	Local Time
1		32.856	29.068	27.417	1'53.649		16:41'35.473
2	51.503	1'05.335	56.465	34.823	3'28.126	109,2	16:45'03.599
3	47.031	57.216	59.810	18.308	3'02.365	94,8	16:48'05.964
4	21.676	32.688	28.993	18.049	1'41.406	250,6	16:49'47.370
5	21.565	32.461	28.962	18.177	1'41.165	252,9	16:51'28.535
6	21.501	32.376	28.768	18.067	1'40.712	252,9	16:53'09.247
7	21.472	32.396	28.706	18.020	1'40.594	252,9	16:54'49.841
8	21.396	32.324	28.705	18.028	1'40.453	253,5	16:56'30.294
9	21.229	32.381	28.614	18.035	1'40.259	259,0	16:58'10.553
10	21.399	32.427	32.347	21.101	1'47.274	253,5	16:59'57.827
11	38.942	54.852	58.007	18.162	2'49.963	160,2	17:02'47.790

64 M. WEUG (1'41.681)

Lap	Seg.1	Seg.2	Seg.3	Seg.4	Lap Time	km/h	Local Time
1		34.886	36.734	27.859	2'10.087		16:41'51.911
2	50.961	1'04.795	59.625	32.373	3'27.754	57,3	16:45'19.665
3	47.201	56.698	51.701	19.007	2'54.607	124,9	16:48'14.272
4	22.432	33.899	29.280	18.465	1'44.076	254,7	16:49'58.348
5	21.833	33.069	29.220	18.438	1'42.560	252,9	16:51'40.908
6	21.946	33.065	29.281	18.236	1'42.528	252,3	16:53'23.436
7	21.706	32.849	29.100	18.340	1'41.995	250,6	16:55'05.431
8	21.807	32.883	29.242	18.426	1'42.358	252,3	16:56'47.789
9	21.677	32.878	28.888	18.238	1'41.681	253,5	16:58'29.470
10	21.563	35.056	34.787	19.489	1'50.895	258,4	17:00'20.365

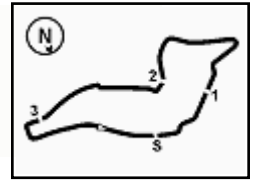
22/04/2023

P = Pits In/Out - C = Lap Time Cancelled



Powered by FICR PERUGIA TIMING





ACI Racing Weekend Imola, 22-23 Aprile 2023

Analysis Race 1

Imola Circuit 4.909 m

Start at 16:39'41.824

4 / 4

11	31.876	52.976	50.605	18.958	2'34.415	216,0	17:02'54.780	10	21.854	34.380	35.285	20.275	1'51.794	258,4	17:00'22.373
12	21.998	33.469	28.925	18.176	1'42.568	252,9	17:04'37.348	11	31.035	52.664	50.278	18.951	2'32.928	217,3	17:02'55.301
13	21.612	37.041	34.737	19.507	1'52.897C	259,6	17:06'30.245	12	21.922	33.593	29.115	18.191	1'42.821	256,5	17:04'38.122
Race Time 24'55.524								Race Time 24'56.298							

65 S. RAMOS (1'40.933)								77 T. TRAMNITZ (1'40.671)							
Lap	Seg.1	Seg.2	Seg.3	Seg.4	Lap Time	km/h	Local Time	Lap	Seg.1	Seg.2	Seg.3	Seg.4	Lap Time	km/h	Local Time
1		32.963	39.169	26.997	2'16.378		16:41'58.202	1		33.437	29.716	27.558	1'57.077		16:41'38.901
2	51.166	1'05.588	1'00.894	30.780	3'28.428	35,2	16:45'26.630	2	51.314	1'05.110	57.191	33.819	3'27.434	115,6	16:45'06.335
3	47.064	56.972	47.641	18.710	2'50.387	129,3	16:48'17.017	3	47.304	57.203	58.476	18.767	3'01.750	86,7	16:48'08.085
4	22.414	34.786	29.582	18.290	1'45.072	265,4	16:50'02.089	4	21.744	33.213	29.065	18.155	1'42.177	254,7	16:49'50.262
5	21.597	33.236	29.286	18.260	1'42.379	260,9	16:51'44.468	5	21.524	32.762	28.900	18.150	1'41.336	255,9	16:51'31.598
6	21.856	33.195	28.854	18.035	1'41.940	267,3	16:53'26.408	6	21.658	32.668	28.885	18.105	1'41.316	254,7	16:53'12.914
7	21.545	33.323	29.690	18.323	1'42.881	259,0	16:55'09.289	7	21.482	32.643	28.711	18.086	1'40.922	255,9	16:54'53.836
8	21.560	33.470	28.749	18.122	1'41.901	262,8	16:56'51.190	8	21.450	32.545	28.697	17.979	1'40.671	255,3	16:56'34.507
9	21.371	32.498	28.775	18.289	1'40.933	255,9	16:58'32.123	9	21.300	32.644	28.711	18.077	1'40.732	262,8	16:58'15.239
10	21.478	34.608	35.722	19.716	1'51.524	257,8	17:00'23.647	10	21.592	32.381	32.519	19.865	1'46.357	254,1	17:00'01.596
11	31.327	52.369	49.706	18.891	2'32.293	240,0	17:02'55.940	11	38.729	54.325	56.770	18.579	2'48.403	152,3	17:02'49.999
12	22.177	33.123	28.980	17.993	1'42.273	259,6	17:04'38.213	12	21.786	32.858	28.653	18.029	1'41.326	259,0	17:04'31.325
13	22.056	36.908	34.753	19.809	1'53.526C	264,7	17:06'31.739	13	21.515	32.610	32.633	21.197	1'47.955C	255,9	17:06'19.280
Race Time 24'56.389								Race Time 24'49.501							

68 N. KOOLEN (1'42.545)								88 M. ZAGAZETA (1'40.991)							
Lap	Seg.1	Seg.2	Seg.3	Seg.4	Lap Time	km/h	Local Time	Lap	Seg.1	Seg.2	Seg.3	Seg.4	Lap Time	km/h	Local Time
1		35.213	36.412	27.803	2'09.417		16:41'51.241	1		34.264	33.383	26.550	2'02.431		16:41'44.255
2	51.257	1'04.496	59.450	32.684	3'27.887	53,3	16:45'19.128	2	51.686	1'05.088	58.904	32.837	3'28.515	71,7	16:45'12.770
3	47.264	56.519	52.068	18.937	2'54.788	123,3	16:48'13.916	3	47.002	56.916	55.501	18.871	2'58.290	99,6	16:48'11.060
4	22.350	33.440	29.524	18.167	1'43.481	254,1	16:49'57.397	4	22.374	33.802	29.125	18.123	1'43.424	259,0	16:49'54.484
5	21.727	33.225	29.250	18.343	1'42.545	262,8	16:51'39.942	5	21.595	33.091	29.778	18.198	1'42.662	257,8	16:51'37.146
6	21.845	33.155	31.377	18.442	1'44.819	257,8	16:53'24.761	6	21.611	33.084	29.022	18.176	1'41.893	257,1	16:53'19.039
7	21.748	34.646	29.584	18.340	1'44.318	264,7	16:55'09.079	7	21.776	32.982	28.985	18.188	1'41.931	262,8	16:55'00.970
8	21.720	34.082	31.344	19.193	1'46.339	260,2	16:56'55.418	8	21.652	32.583	28.864	18.093	1'41.192	255,9	16:56'42.162
9	21.649	33.267	29.391	18.338	1'42.645	257,8	16:58'38.063	9	21.555	32.456	28.821	18.159	1'40.991	254,1	16:58'23.153
10	22.382	35.854	32.503	20.175	1'50.914	255,3	17:00'28.977	10	21.537	32.559	32.420	19.660	1'46.176	253,5	17:00'09.329
11	29.617	51.957	47.835	18.860	2'28.269	204,9	17:02'57.246	11	36.558	54.004	53.671	18.703	2'42.936	161,7	17:02'52.265
12	21.954	37.258	29.858	18.574	1'47.644	259,6	17:04'44.890	12	21.725	33.128	29.337	18.093	1'42.283	257,1	17:04'34.548
13	22.907	34.338	34.295	19.957	1'51.497C	253,5	17:06'36.387	13	21.760	34.879	33.000	19.784	1'49.423C	266,0	17:06'23.971
Race Time 25'03.066								Race Time 24'52.724							

73 E. FITTIPALDI (1'41.469)								99 G. MASCHIO (1'41.867)							
Lap	Seg.1	Seg.2	Seg.3	Seg.4	Lap Time	km/h	Local Time	Lap	Seg.1	Seg.2	Seg.3	Seg.4	Lap Time	km/h	Local Time
1		34.593	36.390	27.590	2'08.171		16:41'49.995	1		35.264	39.013	28.050	2'14.299		16:41'56.123
2	50.683	1'04.692	59.706	32.561	3'27.642	55,4	16:45'17.637	2	50.855	1'04.964	59.763	31.908	3'27.490	44,6	16:45'23.613
3	47.036	57.099	52.524	18.660	2'55.319	108,0	16:48'12.956	3	47.151	57.541	48.852	19.128	2'52.672	148,4	16:48'16.285
4	22.292	33.819	29.483	18.273	1'43.867	254,7	16:49'56.823	4	22.914	35.215	30.511	19.182	1'47.822	250,6	16:50'04.107
5	21.727	32.984	29.215	18.504	1'42.430	254,1	16:51'39.253	5	21.859	33.301	29.701	18.396	1'43.257	257,1	16:51'47.364
6	21.872	32.779	29.029	18.305	1'41.985	256,5	16:53'21.238	6	23.795	33.158	30.341	18.275	1'45.569	254,1	16:53'32.933
7	21.807	33.064	29.044	18.265	1'42.180	253,5	16:55'03.418	7	21.921	33.071	29.406	18.116	1'42.514	257,8	16:55'15.447
8	22.299	33.430	29.150	18.177	1'43.056	253,5	16:56'46.474	8	21.984	32.812	29.128	18.231	1'42.155	258,4	16:56'57.602
9	21.597	32.741	28.843	18.288	1'41.469	257,8	16:58'27.943	9	21.570	32.915	29.104	18.278	1'41.867	260,2	16:58'39.469
10	22.094	34.560	34.906	19.307	1'50.867	251,7	17:00'18.810	10	21.891	37.705	33.706	19.265	1'52.567	254,7	17:00'32.036
11	32.253	52.847	51.317	18.809	2'35.226	237,9	17:02'54.036	11	29.466	51.586	46.253	18.713	2'26.018	196,0	17:02'58.054
12	21.916	33.358	29.309	18.134	1'42.717	256,5	17:04'36.753	12	21.866	35.443	29.555	18.420	1'45.284	261,5	17:04'43.338
13	21.830	36.896	34.722	19.486	1'52.934C	266,0	17:06'29.687	13	22.051	35.726	34.903	19.980	1'52.660C	263,4	17:06'35.998
Race Time 24'54.929								Race Time 25'01.514							

75 A. FITZGERALD (1'41.711)							
Lap	Seg.1	Seg.2	Seg.3	Seg.4	Lap Time	km/h	Local Time
1		34.810	37.279	28.096	2'11.824		16:41'53.648
2	50.931	1'04.576	59.744	32.903	3'28.154	48,8	16:45'21.802
3	46.880	56.326	51.083	19.169	2'53.458	123,9	16:48'15.260
4	22.388	33.878	29.371	18.255	1'43.892	256,5	16:49'59.152
5	21.930	32.973	29.441	18.131	1'42.475	254,1	16:51'41.627
6	21.709	33.047	29.619	18.320	1'42.695	258,4	16:53'24.322
7	22.144	33.169	29.087	18.162	1'42.562	252,3	16:55'06.884
8	21.790	32.735	29.141	18.318	1'41.984	252,3	16:56'48.868
9	21.806	32.751	29.018	18.136	1'41.711	252,3	16:58'30.579

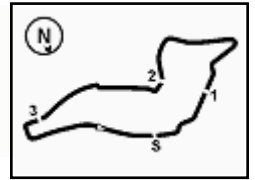
22/04/2023

P = Pits In/Out - C = Lap Time Cancelled



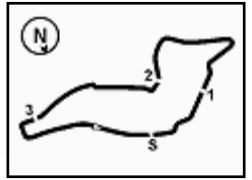
Powered by FICR PERUGIA TIMING




ACI Racing Weekend Imola, 22-23 Aprile 2023
Starting Grid Race 1 (Duration: 30' +1 Lap)

11	RÉVÉSZ L. Arden Motorsport	Tatuus 1'41.165	6	MEDINA L. Saintéloc Racing	Tatuus 1'42.427	17
5	LEBBON T. Arden Motorsport	Tatuus 1'41.135	99	MASCHIO G. Monolite Racing	Tatuus 1'41.746	16
75	FITZGERALD A. RPM	Tatuus 1'41.124	23	PARTYSHEV O. KIC Motorsport	Tatuus 1'41.215	15
68	KOOLEN N. Van Amersfoort Racing	Tatuus 1'40.988	29	SCIONTI E. Monolite Racing	Tatuus 1'40.815	14
55	LUGASSY S. KIC Motorsport	Tatuus 1'40.925	73	FITTIPALDI E. Saintéloc Racing	Tatuus 1'40.710	13
9	WURZ C. ART Grand Prix	Tatuus 1'40.676	64	WEUG M. KIC Motorsport	Tatuus 1'40.690	12
85	CAPIETTO M. RPM	Tatuus 1'40.354	25	AMAND M. ART Grand Prix	Tatuus 1'40.295	11
17	VAN'T HOFF D. MP Motorsport	Tatuus 1'40.321	15	MEGUETOUNIF S. MP Motorsport	Tatuus 1'39.890	10
43	TANGAVELOU O. Trident	Tatuus 1'40.183	10	DÜRKSEN J. Arden Motorsport	Tatuus 1'39.884	9
30	BELOV M. G4 Racing	Tatuus 1'39.945	26	BERNIER V. MP Motorsport	Tatuus 1'39.846	8
18	VAN HOEPEN L. ART Grand Prix	Tatuus 1'39.917	88	ZAGAZETA M. R-ace GP	Tatuus 1'39.785	7
13	DUFEK J. Van Amersfoort Racing	Tatuus 1'39.767	4	BILINSKI R. Trident	Tatuus 1'39.647	6
47	BOHRA N. Trident	Tatuus 1'39.722	3	GIUSTI A. G4 Racing	Tatuus 1'39.632	5
27	HAVERKORT K. Van Amersfoort Racing	Tatuus 1'39.675	77	TRAMNITZ T. R-ace GP	Tatuus 1'39.413	4
65	RAMOS S. RPM	Tatuus 1'39.441	7	FLUXÁ L. Prema Racing	Tatuus 1'39.298	3
12	ANTONELLI A. Prema Racing	Tatuus 1'39.303	8	CÂMARA R. Prema Racing	Tatuus 1'39.253	2
			34	STENSHORNE M. R-ace GP	Tatuus 1'39.133	1





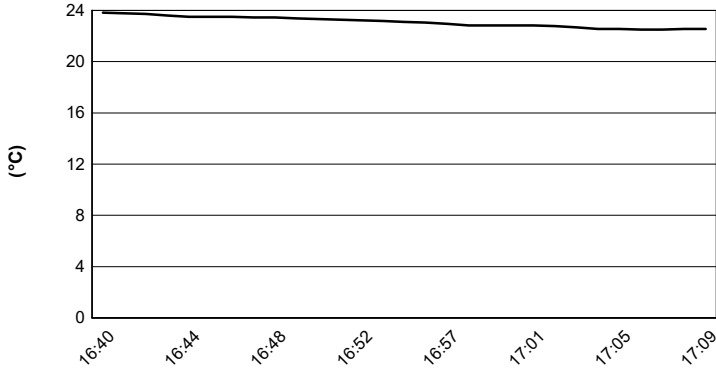
Imola Circuit 4.909 m

ACI Racing Weekend Imola, 22-23 Aprile 2023

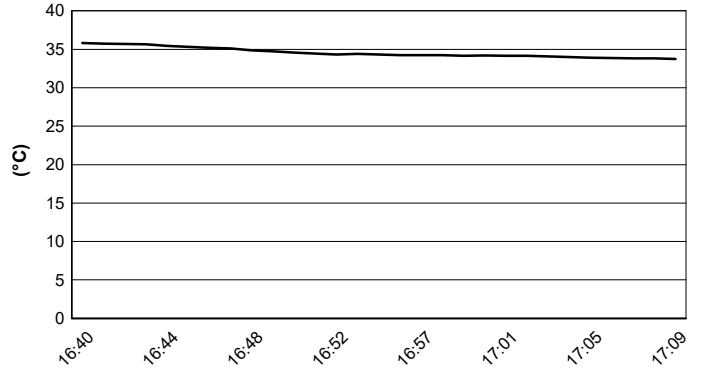
Weather Report Race 1

Session started 16:40 - Session ended 17:10

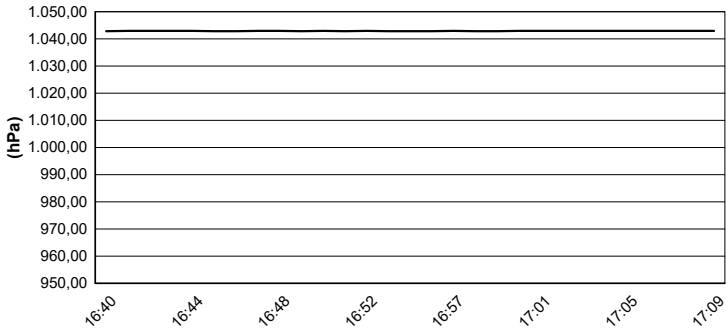
Air Temperature



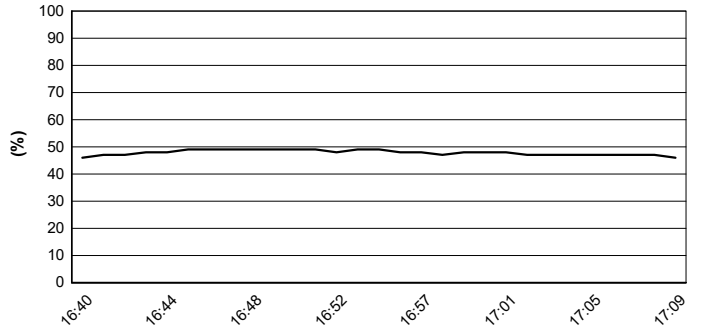
Track Temperature



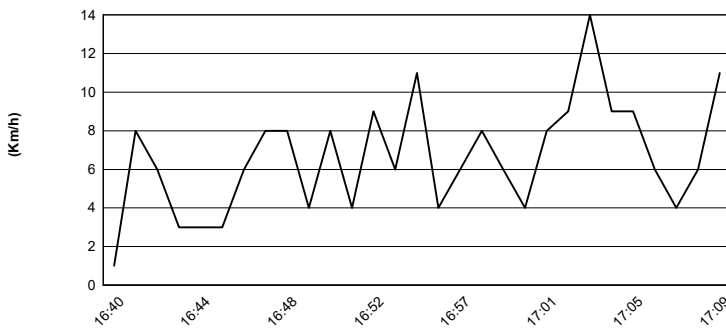
Air Pressure



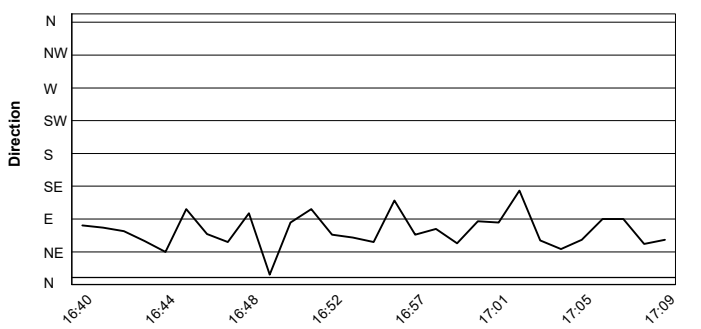
Humidity



Wind Speed



Wind Direction



22/04/2023



Powered by FICr PERUGIA TIMING

