

Imola Circuit 4.909 m

## ACI Racing Weekend Imola, 22-23 Aprile 2023

## Final Results Race 2

Laps 14 = 68,726 km - Avg 129,141 km/h - Race Time 31'55.843

No.	Driver	Nat	Entrant	Team	Car	Class	Laps	Time	Gap	Rel.	Fastest Lap	
1	27 HAVERKORT Kas	NLD	Van Amersfoort Racing	Van Amersfoort Racing	Tatuus FR-19		14	31'55.843		11	1'40.557	
2	34 STENSHORNE Martinus	NOR	R-ace GP	R-ace GP	Tatuus FR-19	R	14	31'56.672	0.829	0.829	11	1'40.665
3	47 BOHRA Nikhil	SGP	Trident	Trident	Tatuus FR-19		14	31'58.011	2.168	1.339	11	1'41.210
4	26 BERNIER Victor	FRA	MP Motorsport	MP Motorsport	Tatuus FR-19		14	31'58.312	2.469	0.301	11	1'41.094
5	88 ZAGAZETA Matias	PER	R-ace GP	R-ace GP	Tatuus FR-19		14	31'59.032	3.189	0.720	11	1'41.254
6	65 RAMOS Santiago	MEX	RPM	RPM	Tatuus FR-19		14	31'59.681	3.838	0.649	11	1'41.663
7	17 VAN'T HOFF Dilano	NLD	MP Motorsport	MP Motorsport	Tatuus FR-19		14	32'00.309	4.466	0.628	11	1'41.792
8	25 AMAND Marcus	FRA	ART Grand Prix	ART Grand Prix	Tatuus FR-19	R	14	32'01.738	5.895	1.429	11	1'41.727
9	85 CAPIETTO Macéo	FRA	RPM	RPM	Tatuus FR-19		14	32'02.886	7.043	1.148	11	1'41.552
10	9 WURZ Charlie	AUT	ART Grand Prix	ART Grand Prix	Tatuus FR-19		14	32'03.537	7.694	0.651	11	1'41.936
11	11 RÉVÉSZ Levente	HUN	Arden Motorsport	Arden Motorsport	Tatuus FR-19		14	32'04.093	8.250	0.556	11	1'42.458
12	18 VAN HOEPEN Laurens	NLD	ART Grand Prix	ART Grand Prix	Tatuus FR-19		14	32'04.983	9.140	0.890	10	1'42.211
13	43 TANGAVELOU Owen	FRA	Trident	Trident	Tatuus FR-19		14	32'05.403	9.560	0.420	10	1'41.347
14	64 WEUG Maya	ESP	KIC Motorsport	KIC Motorsport	Tatuus FR-19	R	14	32'05.725	9.882	0.322	11	1'42.512
15	29 SCIONI Enzo	USA	Monolite Racing	Monolite Racing	Tatuus FR-19		14	32'06.428	10.585	0.703	11	1'42.127
16	23 PARTYSHEV Oleksandr	UKR	KIC Motorsport	KIC Motorsport	Tatuus FR-19	R	14	32'06.607	10.764	0.179	11	1'42.116
17	73 FITTIPALDI Emerson jr	BRA	Saintéloc Racing	Saintéloc Racing	Tatuus FR-19	R	14	32'07.419	11.576	0.812	11	1'42.154
18	6 MEDINA Lucas	COL	Saintéloc Racing	Saintéloc Racing	Tatuus FR-19	R	14	32'08.167	12.324	0.748	11	1'43.078
19	68 KOOLEN Niels	NLD	Van Amersfoort Racing	Van Amersfoort Racing	Tatuus FR-19		14	32'08.505	12.662	0.338	11	1'42.916
20	55 LUGASSY Shannon	CHE	KIC Motorsport	KIC Motorsport	Tatuus FR-19	R	14	32'09.691	13.848	1.186	11	1'42.292
21	99 MASCHIO Giovanni	ITA	Monolite Racing	Monolite Racing	Tatuus FR-19		14	32'10.239	14.396	0.548	14	1'42.349
22P	15 MEGUETOUNIF Sami	FRA	MP Motorsport	MP Motorsport	Tatuus FR-19		14	32'10.682	14.839	0.443	11	1'41.765
23P	5 LEBBON Tom	GBR	Arden Motorsport	Arden Motorsport	Tatuus FR-19	R	14	32'14.699	18.856	4.017	11	1'42.580
----- Not Classified -----												
RET	30 BELOV Michael		G4 Racing	G4 Racing	Tatuus FR-19		11	25'25.004	3 Laps		11	1'41.106
RET	4 BILINSKI Roman	POL	Trident	Trident	Tatuus FR-19		11	25'29.329	3 Laps		10	1'41.811
RET	77 TRAMNITZ Tim	DEU	R-ace GP	R-ace GP	Tatuus FR-19		6	15'17.607	8 Laps		4	1'42.933
RET	7 FLUXÁ Lorenzo	ESP	Prema Racing	Prema Racing	Tatuus FR-19		6	15'18.809	8 Laps		4	1'44.148
RET	10 DÜRKSEN Joshua	PAR	Arden Motorsport	Arden Motorsport	Tatuus FR-19		4	10'08.620	10 Laps		4	1'43.874
RET	3 GIUSTI Alessandro	FRA	G4 Racing	G4 Racing	Tatuus FR-19	R	4	10'08.721	10 Laps		4	1'43.898
RET	12 ANTONELLI Andrea Kimi	ITA	Prema Racing	Prema Racing	Tatuus FR-19		0					
RET	8 CÂMARA Rafael	BRA	Prema Racing	Prema Racing	Tatuus FR-19		0					
RET	13 DUFEK Joshua	CHE	Van Amersfoort Racing	Van Amersfoort Racing	Tatuus FR-19		0					

Starting: 32 Classified: 23 Not Classified: 0 Retired: 9 Not Started: 0

Fastest Lap N. 11 No. 27 Kas Haverkort Time 1'40.557 Avg. 175,745 Km/h

Humidity:	34%	AIR	25°C
Condition:	DRY	Track	33°C

## Penalty and Infringement

17.16 15 S. MEGUETOUNIF  
17.32 5 T. LEBBON

Time Penalty 10 sec. for Stewards decision n. 12  
Time Penalty 10 sec. for Stewards decision n. 14

Clerk of the Course : Massimiliano Ghinassi

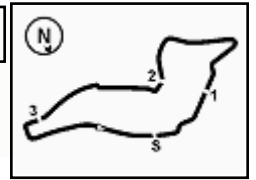
Race Director : Tamas Zettner

23/04/2023 Start 14:58 End 15:31



Powered by FICr PERUGIA TIMING





## ACI Racing Weekend Imola, 22-23 Aprile 2023

### Final Results Race 2

#### Rookie

Laps 14 = 68,726 km - Avg 129,085 km/h - Race Time 31'56.672

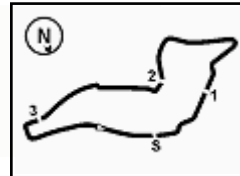
No.	Driver	Nat	Entrant	Team	Car	Laps	Time	Gap	Rel.	Fastest Lap	
1	<b>34 STENSHORNE</b> Martinius	NOR	R-ace GP	R-ace GP	Tatuus FR-19	14	31'56.672		11	<b>1'40.665</b>	
2	<b>25 AMAND</b> Marcus	FRA	ART Grand Prix	ART Grand Prix	Tatuus FR-19	14	32'01.738	<b>5.066</b>	<b>5.066</b>	11	1'41.727
3	<b>64 WEUG</b> Maya	ESP	KIC Motorsport	KIC Motorsport	Tatuus FR-19	14	32'05.725	<b>9.053</b>	<b>3.987</b>	11	1'42.512
4	<b>23 PARTYSHEV</b> Oleksandr	UKR	KIC Motorsport	KIC Motorsport	Tatuus FR-19	14	32'06.607	<b>9.935</b>	<b>0.882</b>	11	1'42.116
5	<b>73 FITTIPALDI</b> Emerson jr	BRA	Saintéloc Racing	Saintéloc Racing	Tatuus FR-19	14	32'07.419	<b>10.747</b>	<b>0.812</b>	11	1'42.154
6	<b>6 MEDINA</b> Lucas	COL	Saintéloc Racing	Saintéloc Racing	Tatuus FR-19	14	32'08.167	<b>11.495</b>	<b>0.748</b>	11	1'43.078
7	<b>55 LUGASSY</b> Shannon	CHE	KIC Motorsport	KIC Motorsport	Tatuus FR-19	14	32'09.691	<b>13.019</b>	<b>1.524</b>	11	1'42.292
8P	<b>5 LEBBON</b> Tom	GBR	Arden Motorsport	Arden Motorsport	Tatuus FR-19	14	32'14.699	<b>18.027</b>	<b>5.008</b>	11	1'42.580
----- Not Classified -----											
RET	<b>3 GIUSTI</b> Alessandro	FRA	G4 Racing	G4 Racing	Tatuus FR-19	4	10'08.721	<b>10 Laps</b>	4	1'43.898	

Starting: 9 Classified: 8 Not Classified: 0 Retired: 1 Not Started: 0

Fastest Lap N. 11 No. 34 Martinius Stenshorne Time 1'40.665 Avg. 175,557 Km/h

Humidity:	34%	AIR	25°C
Condition:	DRY	Track	33°C





Imola Circuit 4.909 m

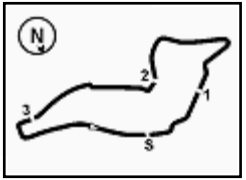
## ACI Racing Weekend Imola, 22-23 Aprile 2023

## Lap Chart Race 2

	Lap													
	1	2	3	4	5	6	7	8	9	10	11	12	13	14
1	27	27	27	27	27	27	27	27	27	27	27	27	27	27
2	77	77	77	77	77	77	34	34	34	34	34	34	34	34
3	47	47	47	34	34	34	47	47	47	47	47	47	47	47
4	34	34	34	47	47	47	43	43	43	43	43	26	26	26
5	7	7	7	43	43	43	30	30	30	30	30	88	88	88
6	43	43	43	7	30	30	26	26	26	26	26	65	65	65
7	30	30	30	30	7	7	88	88	88	88	88	17	17	17
8	85	85	26	26	26	26	65	65	17	17	17	15	15	15
9	26	26	88	88	88	88	17	17	65	65	65	25	25	25
10	88	88	10	10	65	65	4	4	4	4	4	85	85	85
11	10	10	3	3	17	17	15	15	15	15	15	18	18	9
12	3	3	17	17	4	4	85	85	25	25	25	9	9	11
13	17	17	65	65	15	15	25	25	85	85	85	11	11	5
14	65	65	15	4	85	85	18	18	18	18	18	5	5	18
15	15	15	4	15	9	9	9	9	9	9	9	43	43	43
16	4	4	9	85	25	25	11	11	11	11	11	64	64	64
17	9	9	25	9	18	18	5	5	5	5	5	29	29	29
18	25	25	85	25	11	11	64	64	64	64	64	23	23	23
19	11	11	11	18	64	64	55	55	23	29	29	73	73	73
20	18	18	18	11	55	55	23	23	29	23	23	55	55	6
21	64	64	64	64	5	5	29	29	73	73	73	6	6	68
22	55	55	5	55	23	23	73	73	55	55	55	68	68	55
23	73	73	55	5	29	29	6	6	6	6	6	99	99	99
24	5	5	73	23	73	73	68	68	68	68	68			
25	23	23	23	29	6	6	99	99	99	99	99			
26	29	29	29	73	68	68								
27	6	6	6	6	99	99								
28	68	68	68	68										
29	99	99	99	99										

Final Result		
1	27 HAVERKORT K.	Laps 14
2	34 STENSHORNE M.	0.829
3	47 BOHRA N.	2.168
4	26 BERNIER V.	2.469
5	88 ZAGAZETA M.	3.189
6	65 RAMOS S.	3.838
7	17 VAN'T HOFF D.	4.466
8	15 MEGUETOUNIF S.	4.839
9	25 AMAND M.	5.895
10	85 CAPIETTO M.	7.043
11	9 WURZ C.	7.694
12	11 RÉVÉSZ L.	8.250
13	5 LEBBON T.	8.856
14	18 VAN HOEPEEN L.	9.140
15	43 TANGAVELOU O.	9.560
16	64 WEUG M.	9.882
17	29 SCIONTI E.	10.585
18	23 PARTYSHEV O.	10.764
19	73 FITTIPALDI E.	11.576
20	6 MEDINA L.	12.324
21	68 KOOLEN N.	12.662
22	55 LUGASSY S.	13.848
23	99 MASCHIO G.	14.396
RET	30 BELOV M.	3 Laps
RET	4 BILINSKI R.	3 Laps
RET	77 TRAMNITZ T.	8 Laps
RET	7 FLUXÁ L.	8 Laps
RET	10 DÚRKSEN J.	10 Laps
RET	3 GIUSTI A.	10 Laps
RET	8 CÂMARA R.	
RET	12 ANTONELLI A.	
RET	13 DUFEK J.	





## ACI Racing Weekend Imola, 22-23 Aprile 2023

### Sectors and Speed Race 2

## RESULTS

			Laps
1	27 HAVERKORT Kas	Tatuus FR-19	14
2	34 STENSHORNE Martinius	Tatuus FR-19	0.829
3	47 BOHRA Nikhil	Tatuus FR-19	2.168
4	26 BERNIER Victor	Tatuus FR-19	2.469
5	88 ZAGAZETA Matias	Tatuus FR-19	3.189
6	65 RAMOS Santiago	Tatuus FR-19	3.838
7	17 VAN'T HOFF Dilano	Tatuus FR-19	4.466
8	15 MEGUETOUNIF Sami	Tatuus FR-19	4.839
9	25 AMAND Marcus	Tatuus FR-19	5.895
10	85 CAPIETTO Macéo	Tatuus FR-19	7.043
11	9 WURZ Charlie	Tatuus FR-19	7.694
12	11 RÉVÉSZ Levente	Tatuus FR-19	8.250
13	5 LEBBON Tom	Tatuus FR-19	8.856
14	18 VAN HOEPEN Laurens	Tatuus FR-19	9.140
15	43 TANGAVELOU Owen	Tatuus FR-19	9.560
16	64 WEUG Maya	Tatuus FR-19	9.882
17	29 SCIONTI Enzo	Tatuus FR-19	10.585
18	23 PARTYSHEV Oleksandr	Tatuus FR-19	10.764
19	73 FITTIPALDI Emerson jr	Tatuus FR-19	11.576
20	6 MEDINA Lucas	Tatuus FR-19	12.324
21	68 KOOLEN Niels	Tatuus FR-19	12.662
22	55 LUGASSY Shannon	Tatuus FR-19	13.848
23	99 MASCHIO Giovanni	Tatuus FR-19	14.396
RET	30 BELOV Michael	Tatuus FR-19	3 Laps
RET	4 BILINSKI Roman	Tatuus FR-19	3 Laps
RET	77 TRAMNITZ Tim	Tatuus FR-19	8 Laps
RET	7 FLUXÁ Lorenzo	Tatuus FR-19	8 Laps
RET	10 DÜRKSEN Joshua	Tatuus FR-19	10 Laps
RET	3 GIUSTI Alessandro	Tatuus FR-19	10 Laps
RET	8 CÂMARA Rafael	Tatuus FR-19	
RET	12 ANTONELLI Andrea Kimi	Tatuus FR-19	
RET	13 DUFEK Joshua	Tatuus FR-19	

## SPEED

1	68 KOOLEN Niels	Tatuus FR-19	264,7
2	18 VAN HOEPEN Laurens	Tatuus FR-19	263,4
3	85 CAPIETTO Macéo	Tatuus FR-19	263,4
4	4 BILINSKI Roman	Tatuus FR-19	262,1
5	29 SCIONTI Enzo	Tatuus FR-19	262,1
6	15 MEGUETOUNIF Sami	Tatuus FR-19	261,5
7	99 MASCHIO Giovanni	Tatuus FR-19	261,5
8	25 AMAND Marcus	Tatuus FR-19	260,9
9	5 LEBBON Tom	Tatuus FR-19	260,9
10	73 FITTIPALDI Emerson jr	Tatuus FR-19	260,9
11	11 RÉVÉSZ Levente	Tatuus FR-19	260,9
12	65 RAMOS Santiago	Tatuus FR-19	260,9
13	6 MEDINA Lucas	Tatuus FR-19	259,6
14	26 BERNIER Victor	Tatuus FR-19	259,0
15	23 PARTYSHEV Oleksandr	Tatuus FR-19	259,0
16	3 GIUSTI Alessandro	Tatuus FR-19	257,8
17	64 WEUG Maya	Tatuus FR-19	257,8
18	30 BELOV Michael	Tatuus FR-19	257,8
19	88 ZAGAZETA Matias	Tatuus FR-19	257,1
20	34 STENSHORNE Martinius	Tatuus FR-19	256,5
21	47 BOHRA Nikhil	Tatuus FR-19	255,9
22	43 TANGAVELOU Owen	Tatuus FR-19	255,9
23	9 WURZ Charlie	Tatuus FR-19	255,9
24	55 LUGASSY Shannon	Tatuus FR-19	255,9
25	10 DÜRKSEN Joshua	Tatuus FR-19	254,7
26	17 VAN'T HOFF Dilano	Tatuus FR-19	254,7
27	27 HAVERKORT Kas	Tatuus FR-19	252,3
28	77 TRAMNITZ Tim	Tatuus FR-19	251,7
29	7 FLUXÁ Lorenzo	Tatuus FR-19	243,2
30	12 ANTONELLI Andrea Kimi	Tatuus FR-19	151,3

## SEG. 1

1	34 STENSHORNE Martinius	21.404
2	27 HAVERKORT Kas	21.493
3	65 RAMOS Santiago	21.524
4	17 VAN'T HOFF Dilano	21.662
5	43 TANGAVELOU Owen	21.674
6	77 TRAMNITZ Tim	21.693
7	30 BELOV Michael	21.712
8	4 BILINSKI Roman	21.721
9	18 VAN HOEPEN Laurens	21.723
10	26 BERNIER Victor	21.735
11	88 ZAGAZETA Matias	21.745
12	85 CAPIETTO Macéo	21.767
13	47 BOHRA Nikhil	21.769
14	99 MASCHIO Giovanni	21.780
15	23 PARTYSHEV Oleksandr	21.782
16	15 MEGUETOUNIF Sami	21.813
17	10 DÜRKSEN Joshua	21.816
18	9 WURZ Charlie	21.841
19	3 GIUSTI Alessandro	21.845
20	73 FITTIPALDI Emerson jr	21.873
21	68 KOOLEN Niels	21.877
22	5 LEBBON Tom	21.889
23	6 MEDINA Lucas	21.891
24	25 AMAND Marcus	21.917
25	55 LUGASSY Shannon	21.946
26	64 WEUG Maya	21.957
27	11 RÉVÉSZ Levente	21.973
28	29 SCIONTI Enzo	21.993
29	7 FLUXÁ Lorenzo	22.474

## SEG. 2

1	27 HAVERKORT Kas	32.108
2	34 STENSHORNE Martinius	32.351
3	26 BERNIER Victor	32.408
4	85 CAPIETTO Macéo	32.477
5	65 RAMOS Santiago	32.530
6	47 BOHRA Nikhil	32.546
7	77 TRAMNITZ Tim	32.560
8	88 ZAGAZETA Matias	32.607
9	30 BELOV Michael	32.660
10	43 TANGAVELOU Owen	32.662
11	17 VAN'T HOFF Dilano	32.710
12	15 MEGUETOUNIF Sami	32.710
13	11 RÉVÉSZ Levente	32.735
14	29 SCIONTI Enzo	32.757
15	18 VAN HOEPEN Laurens	32.762
16	23 PARTYSHEV Oleksandr	32.775
17	73 FITTIPALDI Emerson jr	32.837
18	25 AMAND Marcus	32.889
19	99 MASCHIO Giovanni	32.897
20	9 WURZ Charlie	32.901
21	55 LUGASSY Shannon	32.936
22	4 BILINSKI Roman	32.958
23	5 LEBBON Tom	32.965
24	64 WEUG Maya	32.987
25	7 FLUXÁ Lorenzo	33.212
26	6 MEDINA Lucas	33.229
27	68 KOOLEN Niels	33.230
28	10 DÜRKSEN Joshua	33.263
29	3 GIUSTI Alessandro	33.380
30	12 ANTONELLI Andrea Kimi	36.595

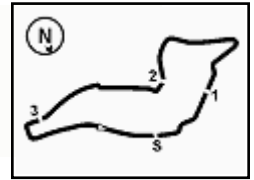
## SEG. 3

1	27 HAVERKORT Kas	28.442
2	34 STENSHORNE Martinius	28.520
3	30 BELOV Michael	28.592
4	88 ZAGAZETA Matias	28.629
5	47 BOHRA Nikhil	28.632
6	26 BERNIER Victor	28.643
7	43 TANGAVELOU Owen	28.649
8	4 BILINSKI Roman	28.657
9	15 MEGUETOUNIF Sami	28.696
10	25 AMAND Marcus	28.705
11	85 CAPIETTO Macéo	28.706
12	77 TRAMNITZ Tim	28.715
13	65 RAMOS Santiago	28.823
14	9 WURZ Charlie	28.856
15	18 VAN HOEPEN Laurens	28.860
16	55 LUGASSY Shannon	28.897
17	29 SCIONTI Enzo	28.901
18	73 FITTIPALDI Emerson jr	28.955
19	17 VAN'T HOFF Dilano	28.981
20	3 GIUSTI Alessandro	28.986
21	11 RÉVÉSZ Levente	29.028
22	23 PARTYSHEV Oleksandr	29.100
23	64 WEUG Maya	29.101
24	10 DÜRKSEN Joshua	29.113
25	5 LEBBON Tom	29.142
26	68 KOOLEN Niels	29.151
27	99 MASCHIO Giovanni	29.189
28	7 FLUXÁ Lorenzo	29.191
29	6 MEDINA Lucas	29.370
30	12 ANTONELLI Andrea Kimi	48.978

## SEG. 4

1	85 CAPIETTO Macéo	18.044
2	27 HAVERKORT Kas	18.050
3	30 BELOV Michael	18.052
4	34 STENSHORNE Martinius	18.063
5	65 RAMOS Santiago	18.089
6	26 BERNIER Victor	18.097
7	43 TANGAVELOU Owen	18.117
8	88 ZAGAZETA Matias	18.154
9	25 AMAND Marcus	18.164
10	15 MEGUETOUNIF Sami	18.216
11	17 VAN'T HOFF Dilano	18.217
12	18 VAN HOEPEN Laurens	18.218
13	99 MASCHIO Giovanni	18.222
14	47 BOHRA Nikhil	18.232
15	5 LEBBON Tom	18.261
16	9 WURZ Charlie	18.281
17	55 LUGASSY Shannon	18.284
18	6 MEDINA Lucas	18.284
19	73 FITTIPALDI Emerson jr	18.304
20	4 BILINSKI Roman	18.324
21	11 RÉVÉSZ Levente	18.326
22	68 KOOLEN Niels	18.342
23	23 PARTYSHEV Oleksandr	18.365
24	77 TRAMNITZ Tim	18.371
25	29 SCIONTI Enzo	18.380
26	64 WEUG Maya	18.388
27	3 GIUSTI Alessandro	18.406
28	10 DÜRKSEN Joshua	18.505
29	7 FLUXÁ Lorenzo	19.019





## ACI Racing Weekend Imola, 22-23 Aprile 2023

### Analysis Race 2

Start at 14:58'44.628

1 / 4

3 A. GIUSTI (1'43.898)							
Lap	Seg.1	Seg.2	Seg.3	Seg.4	Lap Time	km/h	Local Time
1		34.843	38.568	21.342	2'01.533		15:00'46.161
2	37.733	1'01.438	55.099	32.817	3'07.087	210,1	15:03'53.248
3	44.651	55.267	58.244	38.041	3'16.203	126,0	15:07'09.451
4	23.126	<b>33.380</b>	<b>28.986</b>	<b>18.406</b>	<b>1'43.898</b>	246,0	15:08'53.349
Race Time 10'08.721							

6	30.726	1'03.024	1'02.073	45.117	3'20.940	225,9	15:14'03.437
Race Time 15'18.809							

4 R. BILINSKI (1'41.811)							
Lap	Seg.1	Seg.2	Seg.3	Seg.4	Lap Time	km/h	Local Time
1		34.644	41.148	22.047	2'05.704		15:00'50.332
2	37.475	1'01.376	54.795	32.690	3'06.336	196,4	15:03'56.668
3	45.109	53.606	58.061	37.615	3'14.391	79,6	15:07'11.059
4	22.471	33.428	29.499	18.480	1'43.878	250,0	15:08'54.937
5	22.155	33.310	34.873	21.331	1'51.669	<b>262,1</b>	15:10'46.606
6	29.811	1'03.310	1'01.681	43.498	3'18.300	223,6	15:14'04.906
7	23.408	35.494	39.627	26.143	2'04.672	247,1	15:16'09.578
8	34.681	54.735	1'04.333	23.334	2'57.083	159,1	15:19'06.661
9	22.462	33.892	28.892	18.395	1'43.641	252,9	15:20'50.302
10	<b>21.721</b>	<b>32.958</b>	28.753	18.379	<b>1'41.811</b>	257,8	15:22'32.113
11	21.817	33.046	<b>28.657</b>	<b>18.324</b>	1'41.844	252,9	15:24'13.957
Race Time 25'29.329							

9 C. WURZ (1'41.936)							
Lap	Seg.1	Seg.2	Seg.3	Seg.4	Lap Time	km/h	Local Time
1		35.367	41.718	22.325	2'06.769		15:00'51.397
2	37.333	1'01.416	54.764	32.438	3'05.951	197,1	15:03'57.348
3	45.264	53.554	57.837	37.208	3'13.863	80,5	15:07'11.211
4	23.073	33.529	29.409	18.621	1'44.632	252,9	15:08'55.843
5	22.217	34.022	36.125	20.599	1'52.963	252,3	15:10'48.806
6	30.344	1'03.227	1'01.054	41.748	3'16.373	195,3	15:14'05.179
7	24.019	37.271	41.756	24.611	2'07.657	242,2	15:16'12.836
8	35.899	53.808	1'04.113	21.920	2'55.740	139,7	15:19'08.576
9	21.944	33.851	29.576	18.435	1'43.806	254,1	15:20'52.382
10	22.036	33.038	28.911	18.408	1'42.393	250,0	15:22'34.775
11	<b>21.841</b>	<b>32.901</b>	<b>28.856</b>	18.338	<b>1'41.936</b>	248,3	15:24'16.711
12	22.899	33.159	32.587	20.303	1'48.948	<b>255,9</b>	15:26'05.659
13	41.938	59.248	59.108	18.602	2'58.896	155,0	15:29'04.555
14	22.185	34.130	29.014	<b>18.281</b>	1'43.610	254,7	15:30'48.165
Race Time 32'03.537							

5 T. LEBBON (1'42.580)							
Lap	Seg.1	Seg.2	Seg.3	Seg.4	Lap Time	km/h	Local Time
1		34.951	45.490	22.651	2'12.422		15:00'57.050
2	38.388	59.874	54.737	32.102	3'05.101	211,4	15:04'02.151
3	47.479	51.305	56.723	34.566	3'10.073	62,2	15:07'12.224
4	23.548	34.391	30.142	18.508	1'46.589	255,3	15:08'58.813
5	22.025	35.031	36.811	20.521	1'54.388	<b>260,9</b>	15:10'53.201
6	30.975	1'02.085	1'00.879	39.575	3'13.514	180,6	15:14'06.715
7	23.237	37.440	42.553	24.372	2'07.602	245,5	15:16'14.317
8	36.116	53.780	1'03.866	21.707	2'55.469	167,7	15:19'09.786
9	22.042	33.388	29.625	18.365	1'43.420	255,9	15:20'53.206
10	21.987	33.155	29.205	<b>18.261</b>	1'42.608	252,9	15:22'35.814
11	22.051	<b>32.965</b>	<b>29.142</b>	18.422	<b>1'42.580</b>	250,0	15:24'18.394
12	22.500	33.082	33.514	20.066	1'49.162	250,6	15:26'07.556
13	41.750	58.978	59.041	18.466	2'58.235	155,6	15:29'05.791
14	<b>21.889</b>	33.703	29.558	18.386	1'43.536	257,1	15:30'49.327
Race Time 32'04.699 + 10.000Pen							

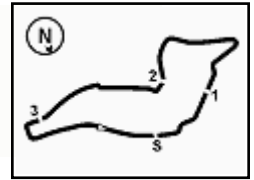
10 J. DÜRKSEN (1'43.874)							
Lap	Seg.1	Seg.2	Seg.3	Seg.4	Lap Time	km/h	Local Time
1		34.710	38.279	21.014	2'00.733		15:00'45.361
2	38.022	1'01.384	55.208	32.678	3'07.292	180,6	15:03'52.653
3	44.615	55.436	58.256	38.414	3'16.721	134,5	15:07'09.374
4	22.993	<b>33.263</b>	<b>29.113</b>	<b>18.505</b>	<b>1'43.874</b>	244,9	15:08'53.248
Race Time 10'08.620							

6 L. MEDINA (1'43.078)							
Lap	Seg.1	Seg.2	Seg.3	Seg.4	Lap Time	km/h	Local Time
1		34.727	48.301	21.424	2'14.800		15:00'59.428
2	38.085	1'00.287	56.622	30.625	3'05.619	199,3	15:04'05.047
3	46.743	51.132	56.579	35.430	3'09.884	61,5	15:07'14.931
4	22.548	34.043	30.131	18.509	1'45.231	246,6	15:09'00.162
5	21.893	36.609	37.769	23.591	1'59.862	255,9	15:11'00.024
6	27.005	1'01.944	1'01.256	39.038	3'09.243	231,3	15:14'09.267
7	24.405	39.434	41.608	24.783	2'10.230	221,3	15:16'19.497
8	36.502	52.196	1'04.768	19.916	2'53.382	164,4	15:19'12.879
9	22.374	33.862	29.665	<b>18.284</b>	1'44.185	247,7	15:20'57.064
10	21.985	33.502	<b>29.370</b>	18.324	1'43.181	249,4	15:22'40.245
11	<b>21.891</b>	<b>33.229</b>	29.403	18.555	<b>1'43.078</b>	256,5	15:24'23.323
12	22.199	35.173	33.834	20.998	1'52.204	251,7	15:26'15.527
13	40.686	56.836	58.038	18.416	2'53.976	172,0	15:29'09.503
14	21.908	33.300	29.401	18.683	1'43.292	<b>259,6</b>	15:30'52.795
Race Time 32'08.167							

11 L. RÉVÉSZ (1'42.458)							
Lap	Seg.1	Seg.2	Seg.3	Seg.4	Lap Time	km/h	Local Time
1		34.778	43.000	22.670	2'08.756		15:00'53.384
2	37.546	1'00.785	54.772	32.067	3'05.170	175,0	15:03'58.554
3	45.601	53.405	57.509	36.543	3'13.058	69,4	15:07'11.612
4	23.753	34.094	29.353	18.462	1'45.662	249,4	15:08'57.274
5	22.116	34.264	37.000	20.672	1'54.052	252,9	15:10'51.326
6	30.585	1'02.127	1'01.100	40.787	3'14.599	183,1	15:14'05.925
7	23.426	37.653	41.885	24.550	2'07.514	250,6	15:16'13.439
8	36.001	53.695	1'04.194	21.945	2'55.835	153,8	15:19'09.274
9	21.997	33.561	29.562	18.396	1'43.516	255,3	15:20'52.790
10	21.976	33.127	<b>29.028</b>	18.583	1'42.714	<b>260,9</b>	15:22'35.504
11	22.022	<b>32.735</b>	29.242	18.459	<b>1'42.458</b>	247,7	15:24'17.962
12	22.651	32.941	32.747	20.403	1'48.742	250,0	15:26'06.704
13	41.614	59.191	59.019	18.598	2'58.422	165,4	15:29'05.126
14	<b>21.973</b>	34.009	29.287	<b>18.326</b>	1'43.595	259,0	15:30'48.721
Race Time 32'04.093							

7 L. FLUXÁ (1'44.148)							
Lap	Seg.1	Seg.2	Seg.3	Seg.4	Lap Time	km/h	Local Time
1		34.009	34.749	20.439	1'54.689		15:00'39.317
2	39.131	1'02.106	53.496	34.564	3'09.297	220,0	15:03'48.614
3	44.404	55.025	1'00.348	38.978	3'18.755	115,1	15:07'07.369
4	22.726	<b>33.212</b>	<b>29.191</b>	<b>19.019</b>	<b>1'44.148</b>	237,9	15:08'51.517
5	<b>22.474</b>	33.351	33.532	21.623	1'50.980	<b>243,2</b>	15:10'42.497

15 S. MEGUETOUNIF (1'41.765)							
Lap	Seg.1	Seg.2	Seg.3	Seg.4	Lap Time	km/h	Local Time
1		34.616	40.512	21.973	2'04.772		15:00'49.400
2	37.464	1'01.401	54.957	32.653	3'06.475	205,7	15:03'55.875
3	45.361	53.530	58.151	38.054	3'15.096	94,6	15:07'10.971
4	22.838	33.598	29.346	18.461	1'44.243	244,9	15:08'55.214
5	22.246	33.483	36.132	20.360	1'52.221	254,1	15:10'47.435
6	30.144	1'02.908	1'01.687	42.819	3'17.558	225,0	15:14'04.993
7	23.586	35.624	40.543	25.697	2'05.450	243,8	15:16'10.443
8	34.974	54.297	1'04.307	23.026	2'56.604	138,3	15:19'07.047
9	22.220	34.202	28.867	<b>18.216</b>	1'43.505	259,6	15:20'50.552
10	<b>21.813</b>	33.018	28.868	18.230	1'41.929	260,2	15:22'32.481
11	21.869	32.972	<b>28.696</b>	18.228	<b>1'41.765</b>	252,3	15:24'14.246
12	22.208	<b>32.710</b>	33.200	21.239	1'49.357	<b>261,5</b>	15:26'03.603
13	40.353	59.935	1'00.464	18.523	2'59.275	151,7	15:29'02.878
14	21.986	33.110	29.036	18.300	1'42.432	259,6	15:30'45.310
Race Time 32'00.682 + 10.000Pen							



Imola Circuit 4.909 m

## ACI Racing Weekend Imola, 22-23 Aprile 2023

## Analysis Race 2

Start at 14:58'44.628

2 / 4

Lap	Seg.1	Seg.2	Seg.3	Seg.4	Lap Time	km/h	Local Time
1	37.343	34.865	39.068	22.108	2'03.074	15:00'47.702	13
2	45.038	1'01.391	54.961	32.681	3'06.376	198,2	15:03'54.078
3	22.912	33.616	29.135	18.801	1'44.464	243,8	15:07'10.020
4	22.402	32.902	34.337	21.388	1'51.029	252,3	15:10'45.513
5	30.384	1'03.034	1'01.822	43.946	3'19.186	235,3	15:14'04.699
6	23.438	35.269	39.244	26.329	2'04.280	243,8	15:16'08.979
7	34.494	54.987	1'04.186	23.908	2'57.575	172,0	15:19'06.554
8	22.476	33.185	29.055	<b>18.217</b>	1'42.933	<b>254,7</b>	15:20'49.487
9	<b>21.662</b>	32.764	29.122	18.280	1'41.828	254,1	15:22'31.315
10	21.816	32.728	<b>28.981</b>	18.267	<b>1'41.792</b>	252,9	15:24'13.107
11	22.094	<b>32.710</b>	33.499	21.449	1'49.752	247,1	15:26'02.859
12	40.447	59.072	1'01.678	18.545	2'59.742	156,7	15:29'02.601
13	22.040	32.969	28.996	18.331	1'42.336	252,9	15:30'44.937
14							Race Time 32'00.309

## 26 V. BERNIER (1'41.094)

Lap	Seg.1	Seg.2	Seg.3	Seg.4	Lap Time	km/h	Local Time
1		34.404	36.619	21.142	1'58.481		15:00'43.109
2	38.028	1'02.105	54.466	33.500	3'08.099	197,1	15:03'51.208
3	44.651	54.732	59.496	38.250	3'17.129	115,4	15:07'08.337
4	22.682	33.259	29.116	18.624	1'43.681	249,4	15:08'52.018
5	22.199	33.366	33.990	21.422	1'50.977	252,9	15:10'42.995
6	30.851	1'03.080	1'02.033	44.710	3'20.674	224,5	15:14'03.669
7	23.455	34.184	39.126	26.328	2'03.093	232,3	15:16'06.762
8	34.098	55.793	1'04.039	24.366	2'58.296	150,8	15:19'05.058
9	21.811	33.310	29.030	18.224	1'42.375	252,9	15:20'47.433
10	<b>21.735</b>	32.990	28.822	18.327	1'41.874	257,8	15:22'29.307
11	21.791	32.531	<b>28.643</b>	18.129	<b>1'41.094</b>	249,4	15:24'10.401
12	21.925	<b>32.408</b>	31.040	24.753	1'50.126	258,4	15:26'00.527
13	39.815	1'00.074	1'02.427	18.578	3'00.894	155,2	15:29'01.421
14	21.953	32.734	28.735	<b>18.097</b>	1'41.519	<b>259,0</b>	15:30'42.940
15							Race Time 31'58.312

## 18 L. VAN HOEPEN (1'42.211)

Lap	Seg.1	Seg.2	Seg.3	Seg.4	Lap Time	km/h	Local Time
1		35.497	43.379	22.867	2'09.484		15:00'54.112
2	37.472	1'00.690	54.811	32.012	3'04.985	163,9	15:03'59.097
3	45.888	53.144	57.297	36.398	3'12.727	64,0	15:07'11.824
4	23.280	33.777	29.175	18.479	1'44.711	257,8	15:08'56.535
5	22.228	34.372	36.867	20.342	1'53.809	<b>263,4</b>	15:10'50.344
6	30.243	1'02.839	1'01.141	40.928	3'15.151	200,0	15:14'05.495
7	23.692	36.770	41.823	24.392	2'06.677	247,7	15:16'12.172
8	35.519	54.172	1'04.048	22.389	2'56.128	158,8	15:19'08.300
9	21.815	33.883	29.531	18.240	1'43.469	258,4	15:20'51.769
10	<b>21.723</b>	33.257	29.013	<b>18.218</b>	<b>1'42.211</b>	257,1	15:22'33.980
11	21.826	32.929	<b>28.860</b>	18.707	1'42.322	249,4	15:24'16.302
12	22.863	<b>32.762</b>	32.189	20.824	1'48.638	255,3	15:26'04.940
13	41.742	59.205	59.760	18.417	2'59.124	139,9	15:29'04.064
14	22.671	34.862	29.536	18.478	1'45.547	254,7	15:30'49.611
15							Race Time 32'04.983

## 27 K. HAVERKORT (1'40.557)

Lap	Seg.1	Seg.2	Seg.3	Seg.4	Lap Time	km/h	Local Time
1		33.553	33.225	21.100	1'52.333		15:00'36.961
2	38.508	1'02.415	53.525	34.640	3'09.088	200,4	15:03'46.049
3	43.814	55.761	1'01.186	38.854	3'19.615	100,7	15:07'05.664
4	22.779	32.925	28.746	18.227	1'42.677	235,8	15:08'48.341
5	21.719	32.423	33.863	21.225	1'49.230	251,2	15:10'37.571
6	32.499	1'01.830	1'03.731	46.137	3'24.197	184,6	15:14'01.768
7	23.054	33.012	39.718	26.955	2'02.739	231,3	15:16'04.507
8	33.542	55.866	1'04.128	25.106	2'58.642	165,6	15:19'03.149
9	21.938	32.501	28.811	<b>18.050</b>	1'41.300	244,3	15:20'44.449
10	21.642	32.368	<b>28.442</b>	18.204	1'40.656	251,2	15:22'25.105
11	21.706	32.208	28.506	18.137	<b>1'40.557</b>	246,6	15:24'05.662
12	<b>21.493</b>	<b>32.108</b>	33.637	26.267	1'53.505	<b>252,3</b>	15:25'59.167
13	39.317	1'00.105	1'02.868	18.279	3'00.569	138,5	15:28'59.736
14	21.719	32.266	28.663	18.087	1'40.735	248,8	15:30'40.471
15							Race Time 31'55.843

## 29 E. SCIONTI (1'42.127)

Lap	Seg.1	Seg.2	Seg.3	Seg.4	Lap Time	km/h	Local Time
1		34.557	46.583	22.450	2'13.858		15:00'58.486
2	38.463	59.915	56.746	30.656	3'05.780	201,5	15:04'04.266
3	47.107	51.015	56.368	35.491	3'09.981	63,1	15:07'14.247
4	22.562	34.128	29.938	18.594	1'45.222	250,0	15:08'59.469
5	22.157	35.714	37.240	20.415	1'55.526	<b>262,1</b>	15:10'54.995
6	30.630	1'01.755	1'01.129	39.115	3'12.629	193,9	15:14'07.624
7	23.364	39.958	41.781	23.560	2'08.663	240,5	15:16'16.287
8	36.963	53.495	1'04.250	20.459	2'55.167	159,1	15:19'11.454
9	22.051	33.238	29.236	18.622	1'43.147	258,4	15:20'54.601
10	22.708	33.072	<b>28.901</b>	18.546	1'43.227	250,6	15:22'37.828
11	21.995	<b>32.757</b>	28.906	18.469	<b>1'42.127</b>	247,1	15:24'19.955
12	21.997	34.021	34.031	19.393	1'49.442	250,0	15:26'09.397
13	42.555	58.343	58.817	<b>18.380</b>	2'58.095	138,8	15:29'07.492
14	<b>21.993</b>	33.379	29.423	18.769	1'43.564	255,9	15:30'51.056
15							Race Time 32'06.428

## 30 M. BELOV (1'41.106)

Lap	Seg.1	Seg.2	Seg.3	Seg.4	Lap Time	km/h	Local Time
1		34.342	35.617	20.237	1'56.041		15:00'40.669
2	39.154	1'02.132	54.043	33.947	3'09.276	203,0	15:03'49.945
3	44.405	54.791	59.983	39.009	3'18.188	110,1	15:07'08.133
4	22.593	33.168	29.008	18.687	1'43.456	243,8	15:08'51.589
5	21.893	32.842	33.922	21.213	1'49.870	<b>257,8</b>	15:10'41.459
6	31.246	1'02.650	1'02.540	45.424	3'21.860	240,5	15:14'03.319
7	23.251	33.953	39.308	26.379	2'02.891	237,4	15:16'06.210

23/04/2023

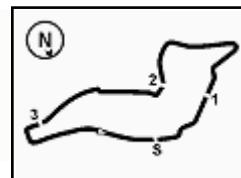
P = Pits In/Out - C = Lap Time Cancelled



Powered by FICR PERUGIA TIMING







Imola Circuit 4.909 m

3 / 4

## ACI Racing Weekend Imola, 22-23 Aprile 2023

## Analysis Race 2

Start at 14:58'44.628

8	33.902	55.973	1'03.915	24.748	2'58.538	157,0	15:19'04.748	6	31.110	1'01.983	1'01.020	40.080	3'14.193	191,2	15:14'06.609
9	21.805	33.404	28.955	18.080	1'42.244	255,3	15:20'46.992	7	23.576	38.260	42.984	23.587	2'08.407	235,8	15:16'15.016
10	<b>21.712</b>	32.836	28.739	18.247	1'41.534	252,9	15:22'28.526	8	36.925	53.635	1'03.837	21.177	2'55.574	165,4	15:19'10.590
11	21.802	<b>32.660</b>	<b>28.592</b>	<b>18.052</b>	<b>1'41.106</b>	250,0	15:24'09.632	9	22.126	36.079	29.177	<b>18.284</b>	1'45.666	248,3	15:20'56.256
								10	21.971	34.094	29.033	18.385	1'43.483	254,1	15:22'39.739
								11	<b>21.946</b>	<b>32.936</b>	<b>28.897</b>	18.513	<b>1'42.292</b>	255,3	15:24'22.031
								12	22.043	34.429	34.574	20.709	1'51.755	247,7	15:26'13.786
								13	41.385	57.362	57.733	18.809	2'55.289	160,2	15:29'09.075
								14	22.021	33.226	28.935	21.062	1'45.244	<b>255,9</b>	15:30'54.319
								Race Time 25'25.004							

## 34 M. STENSHORNE (1'40.665)

Lap	Seg.1	Seg.2	Seg.3	Seg.4	Lap Time	km/h	Local Time
1		33.859	34.169	20.775	1'54.110		15:00'38.738
2	39.241	1'02.031	53.343	34.959	3'09.574	226,4	15:03'48.312
3	44.208	55.036	1'00.466	38.449	3'18.159	107,2	15:07'06.471
4	23.222	33.245	29.291	18.336	1'44.094	244,3	15:08'50.565
5	21.567	32.545	33.341	21.763	1'49.216	254,7	15:10'39.781
6	31.457	1'02.054	1'03.218	45.828	3'22.557	235,8	15:14'02.338
7	23.405	33.007	39.388	26.802	2'02.602	237,9	15:16'04.940
8	33.657	55.819	1'04.114	25.246	2'58.836	173,6	15:19'03.776
9	21.878	32.655	28.649	18.199	1'41.381	250,6	15:20'45.157
10	21.697	32.448	28.580	18.155	1'40.880	249,4	15:22'26.037
11	21.727	32.355	<b>28.520</b>	<b>18.063</b>	<b>1'40.665</b>	250,6	15:24'06.702
12	<b>21.404</b>	<b>32.351</b>	33.820	25.544	1'53.119	<b>256,5</b>	15:25'59.821
13	39.457	1'00.107	1'02.783	18.227	3'00.574	155,8	15:29'00.395
14	21.555	32.600	28.645	18.105	1'40.905	255,9	15:30'41.300
Race Time 31'56.672							

## 43 O. TANGAVELOU (1'41.347)

Lap	Seg.1	Seg.2	Seg.3	Seg.4	Lap Time	km/h	Local Time
1		34.236	34.960	20.537	1'55.488		15:00'40.116
2	38.987	1'02.157	53.512	34.451	3'09.107	223,1	15:03'49.223
3	44.376	54.943	1'00.240	39.103	3'18.662	108,8	15:07'07.885
4	22.709	33.122	29.099	18.637	1'43.567	247,1	15:08'51.452
5	21.885	32.722	33.666	21.363	1'49.636	255,3	15:10'41.088
6	31.190	1'02.373	1'02.801	45.797	3'22.161	241,1	15:14'03.249
7	23.267	33.565	39.149	26.480	2'02.461	238,9	15:16'05.710
8	34.091	55.611	1'04.112	24.971	2'58.785	160,7	15:19'04.495
9	21.902	33.357	28.797	<b>18.117</b>	1'42.173	252,9	15:20'46.668
10	<b>21.674</b>	32.790	<b>28.649</b>	18.234	<b>1'41.347</b>	<b>255,9</b>	15:22'28.015
11	21.868	<b>32.662</b>	28.769	18.232	1'41.531	247,7	15:24'09.546
12	31.551	34.045	33.091	19.797	1'58.484	250,0	15:26'08.030
13	41.872	59.017	58.956	18.512	2'58.357	148,1	15:29'06.387
14	21.969	33.591	29.411	18.673	1'43.644	252,9	15:30'50.031
Race Time 32'05.403							

## 47 N. BOHRA (1'41.210)

Lap	Seg.1	Seg.2	Seg.3	Seg.4	Lap Time	km/h	Local Time
1		33.609	33.722	20.791	1'53.349		15:00'37.977
2	38.961	1'02.352	53.444	34.913	3'09.670	218,6	15:03'47.647
3	43.609	55.500	1'00.815	38.771	3'18.695	117,0	15:07'06.342
4	23.019	33.137	29.764	18.806	1'44.726	243,8	15:08'51.068
5	<b>21.769</b>	32.797	33.361	21.349	1'49.276	255,3	15:10'40.344
6	31.352	1'02.418	1'02.841	45.769	3'22.380	236,3	15:14'02.724
7	23.287	33.449	39.165	26.574	2'02.475	235,8	15:16'05.199
8	34.104	55.633	1'04.016	25.277	2'59.030	157,2	15:19'04.229
9	21.863	32.835	28.891	18.314	1'41.903	<b>255,9</b>	15:20'46.132
10	21.809	32.636	28.714	<b>18.232</b>	1'41.391	250,0	15:22'27.523
11	21.791	<b>32.546</b>	<b>28.632</b>	18.241	<b>1'41.210</b>	248,3	15:24'08.733
12	21.828	32.548	31.892	25.168	1'51.436	248,3	15:26'00.169
13	39.628	1'00.135	1'02.764	18.463	3'00.990	155,0	15:29'01.159
14	21.916	32.683	28.633	18.248	1'41.480	252,9	15:30'42.639
Race Time 31'58.011							

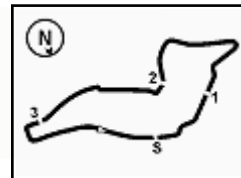
## 55 S. LUGASSY (1'42.292)

Lap	Seg.1	Seg.2	Seg.3	Seg.4	Lap Time	km/h	Local Time
1		34.891	44.434	22.765	2'10.869		15:00'55.497
2	37.821	1'00.457	54.813	31.796	3'04.887	178,2	15:04'00.384
3	46.415	52.899	56.881	35.900	3'12.095	59,4	15:07'12.479
4	23.516	34.436	29.630	18.407	1'45.989	247,7	15:08'58.468
5	22.063	34.613	36.866	20.406	1'53.948	253,5	15:10'52.416

23/04/2023

P = Pits In/Out - C = Lap Time Cancelled





Imola Circuit 4.909 m

## ACI Racing Weekend Imola, 22-23 Aprile 2023

## Analysis Race 2

4 / 4

Start at 14:58'44.628

Lap	Seg.1	Seg.2	Seg.3	Seg.4	Lap Time	km/h	Local Time
1	38.308	59.969	54.900	32.037	3'05.214	178,2	15:00'56.117
2	46.529	52.430	56.798	36.241	3'11.998	65,3	15:07'13.329
3	23.209	34.652	30.023	18.494	1'46.378	247,1	15:08'59.707
4	22.034	36.271	37.705	20.735	1'56.745	<b>260,9</b>	15:10'56.452
5	29.739	1'01.863	1'01.182	39.358	3'12.142	213,4	15:14'08.594
6	24.587	38.561	41.610	23.947	2'08.705	222,7	15:16'17.299
7	36.709	53.427	1'04.279	20.159	2'54.574	173,9	15:19'11.873
8	22.464	33.158	29.418	18.522	1'43.562	249,4	15:20'55.435
9	22.702	33.944	<b>28.955</b>	<b>18.304</b>	1'43.905	246,6	15:22'39.340
10	<b>21.873</b>	<b>32.837</b>	29.106	18.338	<b>1'42.154</b>	252,9	15:24'21.494
11	21.966	34.203	34.669	20.909	1'51.747	253,5	15:26'13.241
12	40.734	57.929	58.128	18.587	2'55.378	164,4	15:29'08.619
13	22.072	33.119	29.405	18.832	1'43.428	252,3	15:30'52.047
14							

Race Time 32'07.419

## 77 T. TRAMNITZ (1'42.933)

Lap	Seg.1	Seg.2	Seg.3	Seg.4	Lap Time	km/h	Local Time
1		33.858	33.402	21.086	1'52.869		15:00'37.497
2	38.691	1'02.292	53.643	34.647	3'09.273	211,4	15:03'46.770
3	43.667	55.650	1'01.088	38.946	3'19.351	111,7	15:07'06.121
4	22.849	32.998	<b>28.715</b>	<b>18.371</b>	<b>1'42.933</b>	242,7	15:08'49.054
5	<b>21.693</b>	<b>32.560</b>	33.494	21.583	1'49.330	<b>251,7</b>	15:10'38.384
6	32.199	1'01.896	1'03.550	46.206	3'23.851	228,8	15:14'02.235

Race Time 15'17.607

## 85 M. CAPIETTO (1'41.552)

Lap	Seg.1	Seg.2	Seg.3	Seg.4	Lap Time	km/h	Local Time
1		34.282	36.064	20.282	1'56.864		15:00'41.492
2	38.814	1'02.318	54.555	33.297	3'08.984	199,3	15:03'50.476
3	44.488	54.758	59.900	41.695	3'20.841	109,0	15:07'11.317
4	23.429	33.273	29.309	18.508	1'44.519	249,4	15:08'55.836
5	21.778	33.538	36.420	20.323	1'52.059	257,8	15:10'47.895
6	30.617	1'02.536	1'01.758	42.274	3'17.185	208,1	15:14'05.080
7	23.750	35.776	40.910	25.412	2'05.848	243,2	15:16'10.928
8	35.318	54.348	1'04.158	22.433	2'56.257	141,5	15:19'07.185
9	22.207	34.509	29.263	<b>18.044</b>	1'44.023	262,1	15:20'51.208
10	22.117	32.980	<b>28.706</b>	18.144	1'41.947	<b>263,4</b>	15:22'33.155
11	21.790	32.938	28.763	18.061	<b>1'41.552</b>	255,9	15:24'14.707
12	23.144	<b>32.477</b>	33.363	20.792	1'49.776	251,7	15:26'04.483
13	41.507	59.196	1'00.161	18.448	2'59.312	144,2	15:29'03.795
14	<b>21.767</b>	33.769	29.413	18.770	1'43.719	258,4	15:30'47.514

Race Time 32'02.886

## 88 M. ZAGAZETA (1'41.254)

Lap	Seg.1	Seg.2	Seg.3	Seg.4	Lap Time	km/h	Local Time
1		34.464	37.720	20.928	1'59.595		15:00'44.223
2	38.088	1'01.730	54.677	33.373	3'07.868	176,2	15:03'52.091
3	44.735	54.621	59.175	38.234	3'16.765	114,9	15:07'08.856
4	22.783	33.313	29.080	18.301	1'43.477	243,2	15:08'52.333
5	22.177	33.556	34.383	21.333	1'51.449	<b>257,1</b>	15:10'43.782
6	30.901	1'02.990	1'01.982	44.122	3'19.995	223,1	15:14'03.777
7	23.908	34.416	39.406	25.997	2'03.727	236,8	15:16'07.504
8	34.395	55.465	1'03.989	24.361	2'58.210	151,5	15:19'05.714
9	22.104	32.831	29.204	18.301	1'42.440	247,7	15:20'48.154
10	<b>21.745</b>	32.865	28.826	18.263	1'41.699	250,0	15:22'29.853
11	21.830	32.633	<b>28.629</b>	18.162	<b>1'41.254</b>	251,7	15:24'11.107
12	21.753	<b>32.607</b>	31.924	23.996	1'50.280	252,9	15:26'01.387
13	40.124	59.673	1'02.125	18.497	3'00.419	173,4	15:29'01.806
14	21.921	32.965	28.814	<b>18.154</b>	1'41.854	255,9	15:30'43.660

Race Time 31'59.032

## 99 G. MASCHIO (1'42.349)

Lap	Seg.1	Seg.2	Seg.3	Seg.4	Lap Time	km/h	Local Time
1		34.911	49.645	22.656	2'18.104		15:01'02.732
2	37.050	59.383	56.949	30.458	3'03.840	163,4	15:04'06.572
3	47.704	50.113	56.400	34.496	3'08.713	45,4	15:07'15.285

23/04/2023

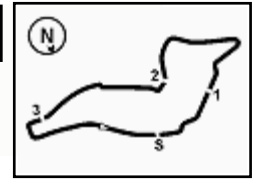
P = Pits In/Out - C = Lap Time Cancelled



Powered by FICr PERUGIA TIMING







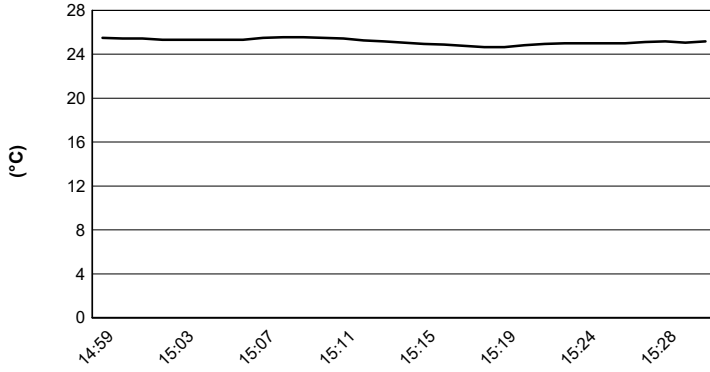
Imola Circuit 4.909 m

ACI Racing Weekend Imola, 22-23 Aprile 2023

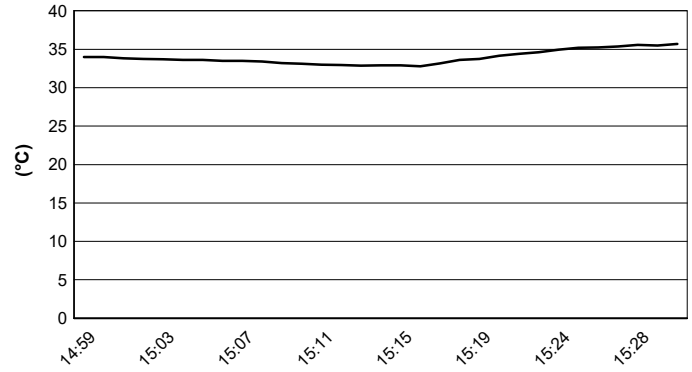
Weather Report Race 2

Session started 14:59 - Session ended 15:31

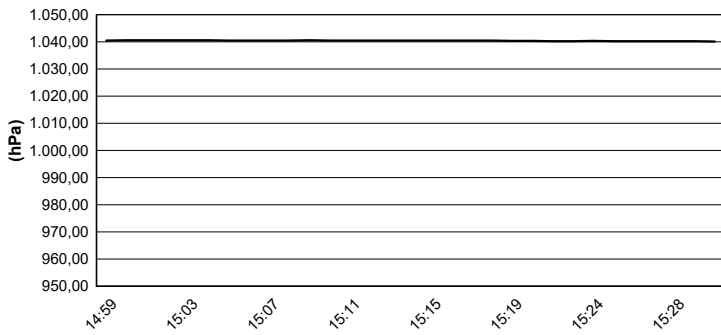
Air Temperature



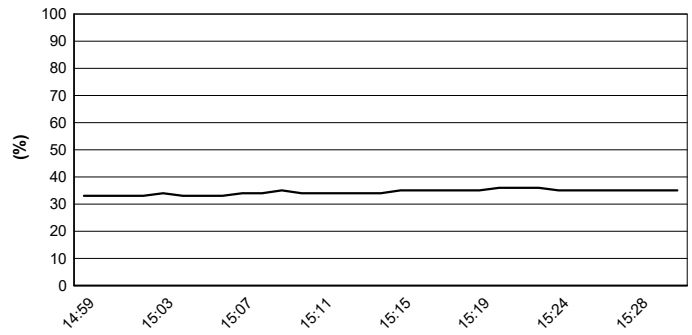
Track Temperature



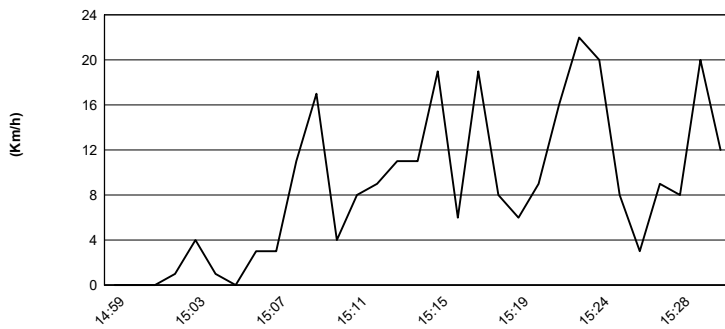
Air Pressure



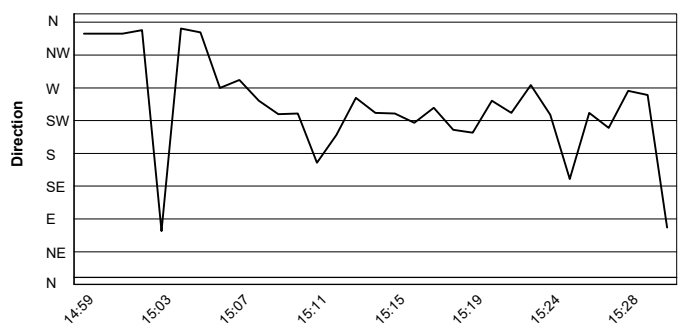
Humidity



Wind Speed

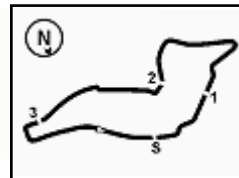


Wind Direction



23/04/2023





## ACI Racing Weekend Imola, 22-23 Aprile 2023

### Starting Grid Race 2 (Duration: 30' +1 Lap)

Imola Circuit 4.909 m

12	ANTONELLI A. Prema Racing	Tatuus		
6	MEDINA L. Saintéloc Racing	Tatuus	1'41.250	
68	KOOLEN N. Van Amersfoort Racing	Tatuus	1'41.151	
5	LEBBON T. Arden Motorsport	Tatuus	1'40.744	
55	LUGASSY S. KIC Motorsport	Tatuus	1'40.706	
11	RÉVÉSZ L. Arden Motorsport	Tatuus	1'40.459	
9	WURZ C. ART Grand Prix	Tatuus	1'40.417	
18	VAN HOEPEN L. ART Grand Prix	Tatuus	1'40.019	
17	VAN'T HOFF D. MP Motorsport	Tatuus	1'39.603	
65	RAMOS S. RPM	Tatuus	1'39.588	
85	CAPIETTO M. RPM	Tatuus	1'39.551	
30	BELOV M. G4 Racing	Tatuus	1'39.428	
43	TANGAVELOU O. Trident	Tatuus	1'39.406	
47	BOHRA N. Trident	Tatuus	1'39.320	
13	DUFEK J. Van Amersfoort Racing	Tatuus	1'39.150	
27	HAVERKORT K. Van Amersfoort Racing	Tatuus	1'39.130	
99	MASCHIO G. Monolite Racing	Tatuus	1'41.410	16
29	SCIONTI E. Monolite Racing	Tatuus	1'41.132	15
23	PARTYSHEV O. KIC Motorsport	Tatuus	1'40.846	14
64	WEUG M. KIC Motorsport	Tatuus	1'40.537	13
73	FITTIPALDI E. Saintéloc Racing	Tatuus	1'40.320	12
15	MEGUETOUNIF S. MP Motorsport	Tatuus	1'39.891	11
4	BILINSKI R. Trident	Tatuus	1'39.767	10
25	AMAND M. ART Grand Prix	Tatuus	1'39.765	9
10	DÜRKSEN J. Arden Motorsport	Tatuus	1'39.747	8
88	ZAGAZETA M. R-ace GP	Tatuus	1'39.639	7
3	GIUSTI A. G4 Racing	Tatuus	1'39.589	6
26	BERNIER V. MP Motorsport	Tatuus	1'39.463	5
7	FLUXÁ L. Prema Racing	Tatuus	1'39.286	4
34	STENSHORNE M. R-ace GP	Tatuus	1'39.255	3
8	CÂMARA R. Prema Racing	Tatuus	1'39.192	2
77	TRAMNITZ T. R-ace GP	Tatuus	1'39.057	1

