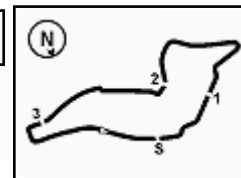


ALPINE

FR FORMULA REGIONAL EUROPEAN CHAMPIONSHIP

ACI SPORT

4.1



ACI Racing Weekend Imola 22-23 April 2023

Results Qualifying 1 Gr. A

Imola Circuit 4.909 m

1 / 2

No. Driver	Nat	Entrant	Team	Car	Class	Time	Gap	Rel.	Laps
1 8 CÂMARA Rafael	BRA	Prema Racing	Prema Racing (ITA)	Tatuus FR-19		1'39.130			9
2 34 STENSHORNE Martinus	NOR	R-ace GP	R-ace GP (FRA)	Tatuus FR-19	R	1'39.133	0.003	0.003	9
3 7 FLUXÁ Lorenzo	ESP	Prema Racing	Prema Racing (ITA)	Tatuus FR-19		1'39.298	0.168	0.165	8
4 77 TRAMNITZ Tim	DEU	R-ace GP	R-ace GP (FRA)	Tatuus FR-19		1'39.413	0.283	0.115	9
5 3 GIUSTI Alessandro	FRA	G4 Racing	G4 Racing (CHE)	Tatuus FR-19	R	1'39.603	0.473	0.190	9
6 15 MEGUETOUNIF Sami	FRA	MP Motorsport	MP Motorsport (NLD)	Tatuus FR-19		1'39.629	0.499	0.026	8
7 4 BILINSKI Roman	POL	Trident	Trident (ITA)	Tatuus FR-19		1'39.647	0.517	0.018	8
8 26 BERNIER Victor	FRA	MP Motorsport	MP Motorsport (NLD)	Tatuus FR-19		1'39.771	0.641	0.124	8
9 88 ZAGAZETA Matias	PER	R-ace GP	R-ace GP (FRA)	Tatuus FR-19		1'39.785	0.655	0.014	9
10 10 DÜRKSEN Joshua	PAR	Arden Motorsport	Arden Motorsport (GBR)	Tatuus FR-19		1'39.884	0.754	0.099	8
11 25 AMAND Marcus	FRA	ART Grand Prix	ART Grand Prix (FRA)	Tatuus FR-19	R	1'40.295	1.165	0.411	9
12 64 WEUG Maya	ESP	KIC Motorsport	KIC Motorsport (FIN)	Tatuus FR-19	R	1'40.690	1.560	0.395	8
13 73 FITTIPALDI Emerson jr	BRA	Saintéloc Racing	Saintéloc Racing (FRA)	Tatuus FR-19	R	1'40.710	1.580	0.020	9
14 29 SCIONTI Enzo	USA	Monolite Racing	Monolite Racing (ITA)	Tatuus FR-19		1'40.815	1.685	0.105	8
15 23 PARTYSHEV Oleksandr	UKR	KIC Motorsport	KIC Motorsport (FIN)	Tatuus FR-19	R	1'40.874	1.744	0.059	9
16 99 MASCHIO Giovanni	ITA	Monolite Racing	Monolite Racing (ITA)	Tatuus FR-19		1'41.746	2.616	0.872	8
17 6 MEDINA Lucas	COL	Saintéloc Racing	Saintéloc Racing (FRA)	Tatuus FR-19	R	1'42.427	3.297	0.681	8

Qualifying Lap Time (110% of 1'39.187): 1'49.106

Humidity:	62%	AIR	19°C
Condition:	DRY	Track	30°C

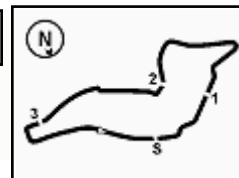
Clerk of the Course : Massimiliano Ghinassi

	Start	End
22/04/2023	10:37	10:54



Powered by FICr PERUGIA TIMING





Penalty and Infringement

10.47	23	O. PARTYSHEV	Time Deleted (1'41.229) - Exceeded Track Limits - Turn 13
10.51	99	G. MASCHIO	Time Deleted (1'47.281) - Exceeded Track Limits - Turn 9
10.51	4	R. BILINSKI	Time Deleted (1'45.105) - Exceeded Track Limits - Turn 9

Fastest Laps Sequence

No.	Entrant	Nat	Team	Car	Local Time	Time	Gap	Avg
77	T. TRAMNITZ	DEU	R-ace GP	Tatuus FR-19	10:42'09.404	1'50.784		159,521
10	J. DÜRKSEN	PAR	Arden Motorsport	Tatuus FR-19	10:42'30.688	1'50.558	-0.226	159,847
77	T. TRAMNITZ	DEU	R-ace GP	Tatuus FR-19	10:43'54.834	1'45.430	-5.128	167,622
77	T. TRAMNITZ	DEU	R-ace GP	Tatuus FR-19	10:45'36.524	1'41.690	-3.740	173,787
25	M. AMAND	FRA	ART Grand Prix	Tatuus FR-19	10:45'46.016	1'40.858	-0.832	175,221
10	J. DÜRKSEN	PAR	Arden Motorsport	Tatuus FR-19	10:46'15.154	1'40.677	-0.181	175,536
4	R. BILINSKI	POL	Trident	Tatuus FR-19	10:46'22.614	1'40.174	-0.503	176,417
77	T. TRAMNITZ	DEU	R-ace GP	Tatuus FR-19	10:47'16.342	1'39.818	-0.356	177,046
8	R. CÂMARA	BRA	Prema Racing	Tatuus FR-19	10:47'33.352	1'39.642	-0.176	177,359
77	T. TRAMNITZ	DEU	R-ace GP	Tatuus FR-19	10:48'55.980	1'39.638	-0.004	177,366
8	R. CÂMARA	BRA	Prema Racing	Tatuus FR-19	10:49'12.605	1'39.253	-0.385	178,054
34	M. STENSHORNE	NOR	R-ace GP	Tatuus FR-19	10:52'20.760	1'39.133	-0.120	178,270
8	R. CÂMARA	BRA	Prema Racing	Tatuus FR-19	10:54'23.133	1'39.130	-0.003	178,275

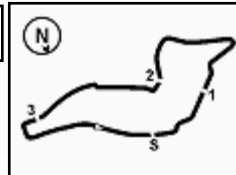
Clerk of the Course : Massimiliano Ghinassi

	Start	End
22/04/2023	10:37	10:54



Powered by FICr PERUGIA TIMING





Imola Circuit 4.909 m

ACI Racing Weekend Imola, 22-23 Aprile 2023

Sectors and Speed Qualifying 1 Gr. A

BEST LAP

1	8 CÂMARA Rafael	Tatuus FR-19	1'39.130
2	34 STENSHORNE Martinius	Tatuus FR-19	1'39.133
3	7 FLUXÁ Lorenzo	Tatuus FR-19	1'39.298
4	77 TRAMNITZ Tim	Tatuus FR-19	1'39.413
5	3 GIUSTI Alessandro	Tatuus FR-19	1'39.603
6	15 MEGUETOUNIF Sami	Tatuus FR-19	1'39.629
7	4 BILINSKI Roman	Tatuus FR-19	1'39.647
8	26 BERNIER Victor	Tatuus FR-19	1'39.771
9	88 ZAGAZETA Matias	Tatuus FR-19	1'39.785
10	10 DÜRKSEN Joshua	Tatuus FR-19	1'39.884
11	25 AMAND Marcus	Tatuus FR-19	1'40.295
12	64 WEUG Maya	Tatuus FR-19	1'40.690
13	73 FITTIPALDI Emerson jr	Tatuus FR-19	1'40.710
14	29 SCIONTI Enzo	Tatuus FR-19	1'40.815
15	23 PARTYSHEV Oleksandr	Tatuus FR-19	1'40.874
16	99 MASCHIO Giovanni	Tatuus FR-19	1'41.746
17	6 MEDINA Lucas	Tatuus FR-19	1'42.427

SPEED

1	3 GIUSTI Alessandro	Tatuus FR-19	252,9
2	8 CÂMARA Rafael	Tatuus FR-19	252,3
3	99 MASCHIO Giovanni	Tatuus FR-19	251,7
4	10 DÜRKSEN Joshua	Tatuus FR-19	251,2
5	4 BILINSKI Roman	Tatuus FR-19	250,6
6	7 FLUXÁ Lorenzo	Tatuus FR-19	250,6
7	26 BERNIER Victor	Tatuus FR-19	250,0
8	29 SCIONTI Enzo	Tatuus FR-19	250,0
9	73 FITTIPALDI Emerson jr	Tatuus FR-19	250,0
10	23 PARTYSHEV Oleksandr	Tatuus FR-19	249,4
11	34 STENSHORNE Martinius	Tatuus FR-19	248,8
12	25 AMAND Marcus	Tatuus FR-19	248,8
13	88 ZAGAZETA Matias	Tatuus FR-19	248,3
14	15 MEGUETOUNIF Sami	Tatuus FR-19	248,3
15	77 TRAMNITZ Tim	Tatuus FR-19	247,7
16	64 WEUG Maya	Tatuus FR-19	247,1
17	6 MEDINA Lucas	Tatuus FR-19	246,0

SEG. 1

1	8 CÂMARA Rafael	21.326
2	34 STENSHORNE Martinius	21.334
3	4 BILINSKI Roman	21.346
4	26 BERNIER Victor	21.392
5	3 GIUSTI Alessandro	21.398
6	7 FLUXÁ Lorenzo	21.411
7	77 TRAMNITZ Tim	21.445
8	88 ZAGAZETA Matias	21.451
9	15 MEGUETOUNIF Sami	21.476
10	10 DÜRKSEN Joshua	21.515
11	25 AMAND Marcus	21.525
12	64 WEUG Maya	21.545
13	73 FITTIPALDI Emerson jr	21.597
14	29 SCIONTI Enzo	21.707
15	23 PARTYSHEV Oleksandr	21.729
16	99 MASCHIO Giovanni	21.733
17	6 MEDINA Lucas	21.919

SEG. 2

1	34 STENSHORNE Martinius	31.750
2	7 FLUXÁ Lorenzo	31.759
3	77 TRAMNITZ Tim	31.796
4	3 GIUSTI Alessandro	31.840
5	8 CÂMARA Rafael	31.845
6	88 ZAGAZETA Matias	31.903
7	4 BILINSKI Roman	31.953
8	26 BERNIER Victor	31.996
9	10 DÜRKSEN Joshua	32.029
10	15 MEGUETOUNIF Sami	32.033
11	73 FITTIPALDI Emerson jr	32.156
12	25 AMAND Marcus	32.199
13	64 WEUG Maya	32.259
14	29 SCIONTI Enzo	32.379
15	23 PARTYSHEV Oleksandr	32.424
16	99 MASCHIO Giovanni	32.621
17	6 MEDINA Lucas	32.688

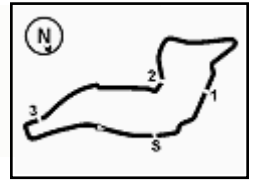
SEG. 3

1	8 CÂMARA Rafael	28.113
2	34 STENSHORNE Martinius	28.192
3	77 TRAMNITZ Tim	28.212
4	15 MEGUETOUNIF Sami	28.277
5	7 FLUXÁ Lorenzo	28.283
6	3 GIUSTI Alessandro	28.301
7	10 DÜRKSEN Joshua	28.303
8	26 BERNIER Victor	28.358
9	4 BILINSKI Roman	28.362
10	88 ZAGAZETA Matias	28.415
11	25 AMAND Marcus	28.476
12	73 FITTIPALDI Emerson jr	28.506
13	23 PARTYSHEV Oleksandr	28.576
14	29 SCIONTI Enzo	28.584
15	64 WEUG Maya	28.665
16	99 MASCHIO Giovanni	29.180
17	6 MEDINA Lucas	29.447

SEG. 4

1	34 STENSHORNE Martinius	17.793
2	8 CÂMARA Rafael	17.806
3	77 TRAMNITZ Tim	17.842
4	15 MEGUETOUNIF Sami	17.843
5	7 FLUXÁ Lorenzo	17.845
6	26 BERNIER Victor	17.862
7	4 BILINSKI Roman	17.867
8	3 GIUSTI Alessandro	17.876
9	88 ZAGAZETA Matias	17.891
10	25 AMAND Marcus	17.944
11	73 FITTIPALDI Emerson jr	17.970
12	10 DÜRKSEN Joshua	18.037
13	23 PARTYSHEV Oleksandr	18.056
14	64 WEUG Maya	18.072
15	29 SCIONTI Enzo	18.076
16	6 MEDINA Lucas	18.156
17	99 MASCHIO Giovanni	18.204





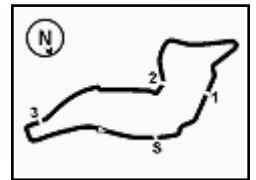
ACI Racing Weekend Imola, 22-23 Aprile 2023

Ideal Time Qualifying 1 Gr. A

Imola Circuit 4.909 m

No. Driver	Car	Seg. 1	Seg. 2	Seg. 3	Seg. 4	Ideal Time		
		Diff. 1	Diff. 2	Diff. 3	Diff. 4	Best Lap	Pos.	Diff.
1 34 STENSHORNE M. (NOR)	Tatuus FR-19	21.334 +0.010	31.750	28.192 +0.038	17.793 +0.016	1'39.069 1'39.133	2	0.064
2 8 CÂMARA R. (BRA)	Tatuus FR-19	21.326	31.845 +0.040	28.113	17.806	1'39.090 1'39.130	1	0.040
3 77 TRAMNITZ T. (DEU)	Tatuus FR-19	21.445	31.796 +0.118	28.212	17.842	1'39.295 1'39.413	4	0.118
4 7 FLUXÁ L. (ESP)	Tatuus FR-19	21.411	31.759	28.283	17.845	1'39.298 1'39.298	3	
5 3 GIUSTI A. (FRA)	Tatuus FR-19	21.398 +0.138	31.840	28.301 +0.040	17.876 +0.010	1'39.415 1'39.603	5	0.188
6 4 BILINSKI R. (POL)	Tatuus FR-19	21.346 +0.038	31.953	28.362 +0.010	17.867 +0.071	1'39.528 1'39.647	7	0.119
7 26 BERNIER V. (FRA)	Tatuus FR-19	21.392 +0.139	31.996	28.358	17.862 +0.024	1'39.608 1'39.771	8	0.163
8 15 MEGUETOUNIF S. (FRA)	Tatuus FR-19	21.476	32.033	28.277	17.843	1'39.629 1'39.629	6	
9 88 ZAGAZETA M. (PER)	Tatuus FR-19	21.451 +0.056	31.903	28.415	17.891 +0.069	1'39.660 1'39.785	9	0.125
10 10 DÛRKSEN J. (PAR)	Tatuus FR-19	21.515	32.029	28.303	18.037	1'39.884 1'39.884	10	
11 25 AMAND M. (FRA)	Tatuus FR-19	21.525 +0.051	32.199 +0.053	28.476 +0.024	17.944 +0.023	1'40.144 1'40.295	11	0.151
12 73 FITTIPALDI E. (BRA)	Tatuus FR-19	21.597 +0.168	32.156	28.506 +0.292	17.970 +0.021	1'40.229 1'40.710	13	0.481
13 64 WEUG M. (ESP)	Tatuus FR-19	21.545	32.259 +0.054	28.665 +0.095	18.072	1'40.541 1'40.690	12	0.149
14 29 SCIONTI E. (USA)	Tatuus FR-19	21.707 +0.069	32.379	28.584	18.076	1'40.746 1'40.815	14	0.069
15 23 PARTYSHEV O. (UKR)	Tatuus FR-19	21.729 +0.060	32.424 +0.029	28.576	18.056	1'40.785 1'40.874	15	0.089
16 99 MASCHIO G. (ITA)	Tatuus FR-19	21.733	32.621	29.180 +0.008	18.204	1'41.738 1'41.746	16	0.008
17 6 MEDINA L. (COL)	Tatuus FR-19	21.919 +0.111	32.688 +0.078	29.447	18.156 +0.028	1'42.210 1'42.427	17	0.217
Overall Ideal Time		21.326	31.750	28.113	17.793	1'38.982		





ACI Racing Weekend Imola, 22-23 Aprile 2023

Analysis Qualifying 1 Gr. A

29 E. SCIONTI (1'40.815)							
Lap	Seg.1	Seg.2	Seg.3	Seg.4	Lap Time	km/h	Local Time
1							10:38'22.127
2	41.821	39.478	37.748	21.220	2'20.267P	172,5	10:40'42.394
3	24.262	36.008	32.860	18.936	1'52.066	231,3	10:42'34.460
4	24.821	34.368	41.077	21.264	2'01.530	178,2	10:44'35.990
5	22.156	32.741	28.776	18.271	1'41.944	245,5	10:46'17.934
6	21.786	32.512	28.718	18.199	1'41.215	247,1	10:47'59.149
7	21.776	32.379	28.584	18.076	1'40.815	250,0	10:49'39.964
8	21.707	32.440	28.589	18.112	1'40.848	248,3	10:51'20.812
9	21.792	32.449	28.680	18.083	1'41.004	249,4	10:53'01.816

88 M. ZAGAZETA (1'39.785)							
Lap	Seg.1	Seg.2	Seg.3	Seg.4	Lap Time	km/h	Local Time
1							10:38'10.514
2	44.046	37.883	32.684	19.977	2'14.590P	162,2	10:40'25.104
3	24.792	36.087	32.935	20.557	1'54.371	210,9	10:42'19.475
4	25.699	34.192	30.669	18.891	1'49.451	187,8	10:44'08.926
5	22.328	32.697	29.006	18.099	1'42.130	238,9	10:45'51.056
6	21.715	32.039	28.502	17.901	1'40.157	245,5	10:47'31.213
7	21.568	32.041	28.519	17.896	1'40.024	247,7	10:49'11.237
8	21.451	32.042	28.556	17.891	1'39.940	248,3	10:50'51.177
9	21.507	31.903	28.415	17.960	1'39.785	248,3	10:52'30.962
10	25.094	33.986	29.346	18.240	1'46.666	245,5	10:54'17.628

34 M. STENSHORNE (1'39.133)							
Lap	Seg.1	Seg.2	Seg.3	Seg.4	Lap Time	km/h	Local Time
1							10:38'08.696
2	43.417	37.115	32.736	20.592	2'13.860P	144,6	10:40'22.556
3	24.707	35.406	31.509	19.728	1'51.350	206,1	10:42'13.906
4	23.284	34.232	29.796	18.647	1'45.959	234,3	10:43'59.865
5	22.309	32.860	29.068	18.195	1'42.432	236,8	10:45'42.297
6	21.559	32.132	28.478	17.914	1'40.083	247,1	10:47'22.380
7	21.468	31.959	28.364	17.989	1'39.780	248,3	10:49'02.160
8	21.434	31.892	28.348	17.793	1'39.467	248,8	10:50'41.627
9	21.344	31.750	28.230	17.809	1'39.133	248,3	10:52'20.760
10	21.334	32.012	28.192	17.817	1'39.355	247,7	10:54'00.115

99 G. MASCHIO (1'41.746)							
Lap	Seg.1	Seg.2	Seg.3	Seg.4	Lap Time	km/h	Local Time
1							10:38'24.370
2	43.807	39.514	33.710	19.532	2'16.563P	156,7	10:40'40.933
3	24.453	35.893	31.571	18.754	1'50.671	234,3	10:42'31.604
4	29.141	35.164	30.042	20.217	1'54.564	167,2	10:44'26.168
5	22.557	32.945	31.051	18.429	1'44.982	251,7	10:46'11.150
6	22.025	32.915	29.239	18.378	1'42.557	247,1	10:47'53.707
7	21.733	32.621	29.188	18.204	1'41.746	248,3	10:49'35.453
8	21.847	32.652	29.180	23.602	1'47.281C	246,6	10:51'22.734
9	33.928	34.278	29.885	19.126	1'57.217	248,3	10:53'19.951

64 M. WEUG (1'40.690)							
Lap	Seg.1	Seg.2	Seg.3	Seg.4	Lap Time	km/h	Local Time
1							10:38'20.011
2	42.379	38.265	32.909	20.284	2'13.837P	168,2	10:40'33.848
3	24.093	35.948	31.500	19.528	1'51.069	220,0	10:42'24.917
4	23.443	35.208	30.958	22.806	1'52.415	223,1	10:44'17.332
5	21.810	32.482	28.890	18.186	1'41.368	246,0	10:45'58.700
6	21.669	32.393	28.669	18.126	1'40.857	246,6	10:47'39.557
7	21.620	35.012	29.461	18.113	1'44.206	246,6	10:49'23.763
8	21.640	32.366	28.665	18.158	1'40.829	246,0	10:51'04.592
9	21.545	32.313	28.760	18.072	1'40.690	247,1	10:52'45.282

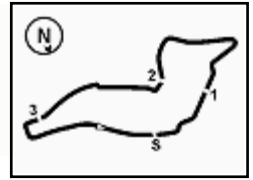
73 E. FITTIPALDI (1'40.710)							
Lap	Seg.1	Seg.2	Seg.3	Seg.4	Lap Time	km/h	Local Time
1							10:38'16.055
2	45.509	39.873	34.063	20.671	2'20.116P	150,4	10:40'36.171
3	23.753	36.323	31.998	19.207	1'51.281	230,8	10:42'27.452
4	23.012	35.212	35.909	20.129	1'54.262	244,3	10:44'21.714
5	21.914	32.345	28.760	18.045	1'41.064	246,0	10:46'02.778
6	21.729	32.401	28.739	18.123	1'40.992	246,0	10:47'43.770
7	21.723	32.365	28.747	17.970	1'40.805	246,6	10:49'24.575
8	21.597	32.242	29.280	18.541	1'41.660	250,0	10:51'06.235
9	21.765	32.156	28.798	17.991	1'40.710	247,1	10:52'46.945
10	21.875	32.435	28.506	18.157	1'40.973	247,7	10:54'27.918

77 T. TRAMNITZ (1'39.413)							
Lap	Seg.1	Seg.2	Seg.3	Seg.4	Lap Time	km/h	Local Time
1							10:38'07.284
2	39.692	37.610	33.055	20.979	2'11.336P	162,2	10:40'18.620
3	24.833	35.367	30.906	19.678	1'50.784	222,2	10:42'09.404
4	22.779	34.090	29.945	18.616	1'45.430	237,9	10:43'54.834
5	22.196	32.537	28.825	18.132	1'41.690	240,0	10:45'36.524
6	21.605	31.965	28.340	17.908	1'39.818	246,6	10:47'16.342
7	21.563	31.902	28.293	17.880	1'39.638	246,6	10:48'55.980
8	21.532	31.796	28.343	17.843	1'39.514	247,7	10:50'35.494
9	21.445	31.914	28.212	17.842	1'39.413	247,1	10:52'14.907
10	21.533	31.867	28.254	17.893	1'39.547	247,1	10:53'54.454

22/04/2023

P = Pits In/Out - C = Lap Time Cancelled





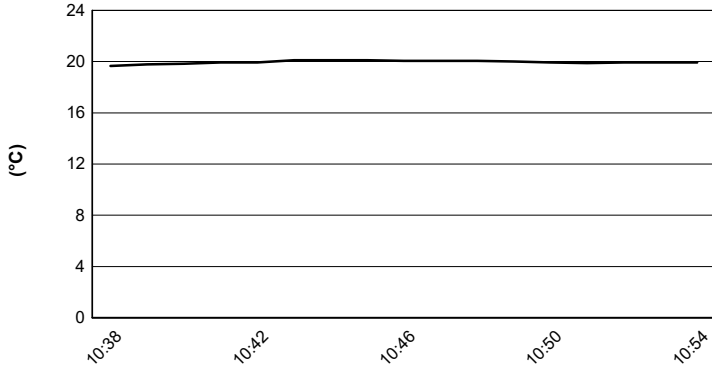
Imola Circuit 4.909 m

ACI Racing Weekend Imola, 22-23 Aprile 2023

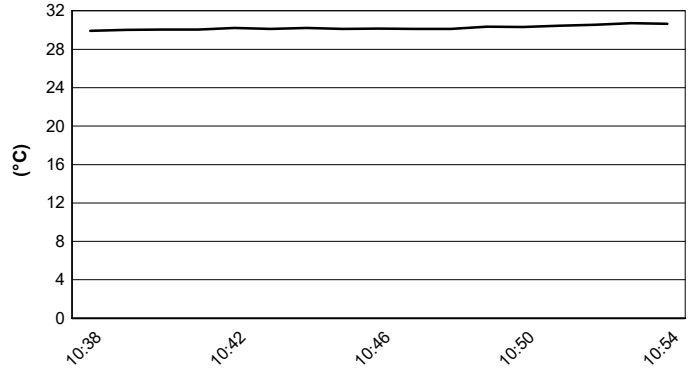
Weather Report Qualifying 1 Gr. A

Session started 10:38 - Session ended 10:54


Air Temperature



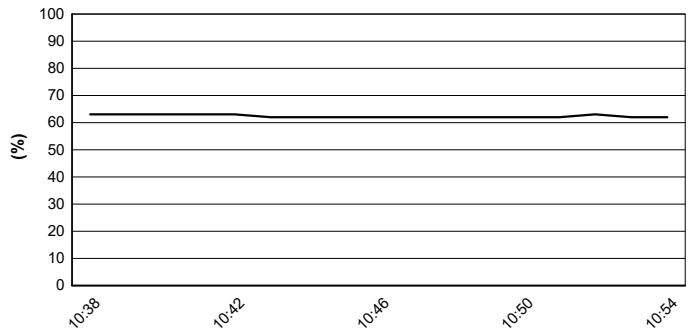
Track Temperature



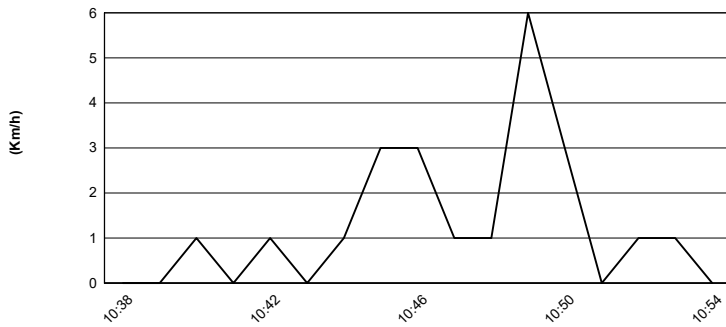
Air Pressure



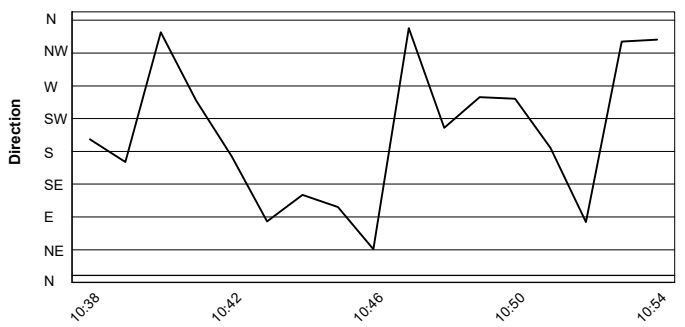
Humidity



Wind Speed



Wind Direction



22/04/2023

