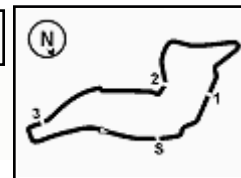


ALPINE

FR FORMULA
REGIONAL
EUROPEAN
CHAMPIONSHIP

ACI SPORT

5.1



ACI Racing Weekend Imola 22-23 April 2023

Results Qualifying 1 Gr. B

Imola Circuit 4.909 m

1 / 2

No.	Driver	Nat	Entrant	Team	Car	Class	Time	Gap	Rel.	Laps
1	12 ANTONELLI Andrea Kimi	ITA	Prema Racing	Prema Racing (ITA)	Tatuus FR-19		1'39.303			8
2	65 RAMOS Santiago	MEX	RPM	RPM (ITA)	Tatuus FR-19		1'39.441	0.138	0.138	8
3	27 HAVERKORT Kas	NLD	Van Amersfoort Racing	Van Amersfoort Racing (NLD)	Tatuus FR-19		1'39.675	0.372	0.234	9
4	47 BOHRA Nikhil	SGP	Trident	Trident (ITA)	Tatuus FR-19		1'39.722	0.419	0.047	7
5	13 DUFEK Joshua	CHE	Van Amersfoort Racing	Van Amersfoort Racing (NLD)	Tatuus FR-19		1'39.767	0.464	0.045	9
6	18 VAN HOEPEN Laurens	NLD	ART Grand Prix	ART Grand Prix (FRA)	Tatuus FR-19		1'39.917	0.614	0.150	9
7	30 BELOV Michael		G4 Racing	G4 Racing (CHE)	Tatuus FR-19		1'39.945	0.642	0.028	8
8	43 TANGAVELOU Owen	FRA	Trident	Trident (ITA)	Tatuus FR-19		1'40.183	0.880	0.238	8
9	17 VAN'T HOFF Dilano	NLD	MP Motorsport	MP Motorsport (NLD)	Tatuus FR-19		1'40.321	1.018	0.138	8
10	85 CAPIETTO Macéo	FRA	RPM	RPM (ITA)	Tatuus FR-19		1'40.354	1.051	0.033	8
11	9 WURZ Charlie	AUT	ART Grand Prix	ART Grand Prix (FRA)	Tatuus FR-19		1'40.676	1.373	0.322	9
12	55 LUGASSY Shannon	CHE	KIC Motorsport	KIC Motorsport (FIN)	Tatuus FR-19	R	1'40.925	1.622	0.249	9
13	68 KOOLEN Niels	NLD	Van Amersfoort Racing	Van Amersfoort Racing (NLD)	Tatuus FR-19		1'40.988	1.685	0.063	9
14	75 FITZGERALD Adam	IRL	RPM	RPM (ITA)	Tatuus FR-19	R	1'41.124	1.821	0.136	8
15	5 LEBBON Tom	GBR	Arden Motorsport	Arden Motorsport (GBR)	Tatuus FR-19	R	1'41.135	1.832	0.011	8
16	11 RÉVÉSZ Levente	HUN	Arden Motorsport	Arden Motorsport (GBR)	Tatuus FR-19		1'41.165	1.862	0.030	8

Qualifying Lap Time (110% of 1'39.473): 1'49.421

Humidity:	61%	AIR	20°C
Condition:	DRY	Track	31°C

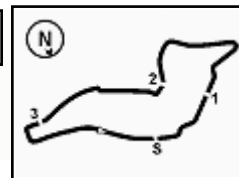
Clerk of the Course : Massimiliano Ghinassi

	Start	End
22/04/2023	11:00	11:18



Powered by FICr PERUGIA TIMING





Penalty and Infringement

11.10	11	L. RÉVÉSZ	Time Deleted (1'43.537) - Exceeded Track Limits - Turn 15
11.14	75	A. FITZGERALD	Time Deleted (1'41.288) - Exceeded Track Limits - Turn 9

Fastest Laps Sequence

No.	Entrant	Nat	Team	Car	Local Time	Time	Gap	Avg
18	L. VAN HOEPEN	NLD	ART Grand Prix	Tatuus FR-19	11:05'18.229	1'52.013		157,771
18	L. VAN HOEPEN	NLD	ART Grand Prix	Tatuus FR-19	11:07'05.899	1'47.670	-4.343	164,135
18	L. VAN HOEPEN	NLD	ART Grand Prix	Tatuus FR-19	11:08'49.996	1'44.097	-3.573	169,769
9	C. WURZ	AUT	ART Grand Prix	Tatuus FR-19	11:08'53.154	1'43.069	-1.028	171,462
68	N. KOOLEN	NLD	Van Amersfoort Racing	Tatuus FR-19	11:08'58.036	1'42.246	-0.823	172,842
75	A. FITZGERALD	IRL	RPM	Tatuus FR-19	11:09'04.722	1'41.753	-0.493	173,679
55	S. LUGASSY	CHE	KIC Motorsport	Tatuus FR-19	11:09'06.385	1'41.720	-0.033	173,736
12	A. ANTONELLI	ITA	Prema Racing	Tatuus FR-19	11:09'12.374	1'40.426	-1.294	175,974
85	M. CAPIETTO	FRA	RPM	Tatuus FR-19	11:09'14.448	1'40.354	-0.072	176,101
13	J. DUFEK	CHE	Van Amersfoort Racing	Tatuus FR-19	11:10'36.430	1'40.090	-0.264	176,565
65	S. RAMOS	MEX	RPM	Tatuus FR-19	11:10'43.044	1'39.510	-0.580	177,594
12	A. ANTONELLI	ITA	Prema Racing	Tatuus FR-19	11:12'31.526	1'39.303	-0.207	177,964

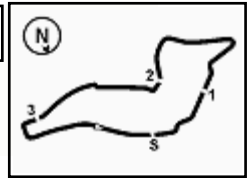
Clerk of the Course : Massimiliano Ghinassi

	Start	End
22/04/2023	11:00	11:18



Powered by FICr PERUGIA TIMING





ACI Racing Weekend Imola, 22-23 Aprile 2023

Sectors and Speed Qualifying 1 Gr. B

BEST LAP

1	12 ANTONELLI Andrea Kimi	Tatuus FR-19	1'39.303
2	65 RAMOS Santiago	Tatuus FR-19	1'39.441
3	27 HAVERKORT Kas	Tatuus FR-19	1'39.675
4	47 BOHRA Nikhil	Tatuus FR-19	1'39.722
5	13 DUFEK Joshua	Tatuus FR-19	1'39.767
6	18 VAN HOEPEN Laurens	Tatuus FR-19	1'39.917
7	30 BELOV Michael	Tatuus FR-19	1'39.945
8	43 TANGAVELOU Owen	Tatuus FR-19	1'40.183
9	17 VAN'T HOFF Dilano	Tatuus FR-19	1'40.321
10	85 CAPIETTO Macéo	Tatuus FR-19	1'40.354
11	9 WURZ Charlie	Tatuus FR-19	1'40.676
12	55 LUGASSY Shannon	Tatuus FR-19	1'40.925
13	68 KOOLEN Niels	Tatuus FR-19	1'40.988
14	75 FITZGERALD Adam	Tatuus FR-19	1'41.124
15	5 LEBBON Tom	Tatuus FR-19	1'41.135
16	11 RÉVÉSZ Levente	Tatuus FR-19	1'41.165

SPEED

1	17 VAN'T HOFF Dilano	Tatuus FR-19	251,7
2	30 BELOV Michael	Tatuus FR-19	251,2
3	68 KOOLEN Niels	Tatuus FR-19	251,2
4	65 RAMOS Santiago	Tatuus FR-19	250,6
5	27 HAVERKORT Kas	Tatuus FR-19	250,0
6	43 TANGAVELOU Owen	Tatuus FR-19	250,0
7	47 BOHRA Nikhil	Tatuus FR-19	250,0
8	85 CAPIETTO Macéo	Tatuus FR-19	250,0
9	5 LEBBON Tom	Tatuus FR-19	250,0
10	13 DUFEK Joshua	Tatuus FR-19	249,4
11	12 ANTONELLI Andrea Kimi	Tatuus FR-19	248,8
12	11 RÉVÉSZ Levente	Tatuus FR-19	248,3
13	75 FITZGERALD Adam	Tatuus FR-19	248,3
14	9 WURZ Charlie	Tatuus FR-19	248,3
15	18 VAN HOEPEN Laurens	Tatuus FR-19	247,7
16	55 LUGASSY Shannon	Tatuus FR-19	247,7

SEG. 1

1	65 RAMOS Santiago	21.344
2	12 ANTONELLI Andrea Kimi	21.389
3	13 DUFEK Joshua	21.413
4	47 BOHRA Nikhil	21.414
5	85 CAPIETTO Macéo	21.462
6	43 TANGAVELOU Owen	21.464
7	17 VAN'T HOFF Dilano	21.476
8	27 HAVERKORT Kas	21.489
9	18 VAN HOEPEN Laurens	21.556
10	9 WURZ Charlie	21.611
11	30 BELOV Michael	21.618
12	75 FITZGERALD Adam	21.624
13	5 LEBBON Tom	21.640
14	68 KOOLEN Niels	21.688
15	11 RÉVÉSZ Levente	21.702
16	55 LUGASSY Shannon	21.772

SEG. 2

1	12 ANTONELLI Andrea Kimi	31.698
2	13 DUFEK Joshua	31.807
3	30 BELOV Michael	31.831
4	27 HAVERKORT Kas	31.841
5	47 BOHRA Nikhil	31.917
6	65 RAMOS Santiago	31.967
7	43 TANGAVELOU Owen	32.023
8	18 VAN HOEPEN Laurens	32.044
9	85 CAPIETTO Macéo	32.078
10	17 VAN'T HOFF Dilano	32.130
11	75 FITZGERALD Adam	32.280
12	55 LUGASSY Shannon	32.292
13	9 WURZ Charlie	32.294
14	11 RÉVÉSZ Levente	32.320
15	5 LEBBON Tom	32.344
16	68 KOOLEN Niels	32.413

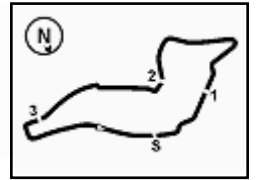
SEG. 3

1	12 ANTONELLI Andrea Kimi	28.167
2	65 RAMOS Santiago	28.200
3	27 HAVERKORT Kas	28.229
4	30 BELOV Michael	28.324
5	47 BOHRA Nikhil	28.324
6	85 CAPIETTO Macéo	28.335
7	18 VAN HOEPEN Laurens	28.378
8	13 DUFEK Joshua	28.443
9	43 TANGAVELOU Owen	28.534
10	9 WURZ Charlie	28.561
11	55 LUGASSY Shannon	28.579
12	17 VAN'T HOFF Dilano	28.593
13	68 KOOLEN Niels	28.698
14	75 FITZGERALD Adam	28.762
15	5 LEBBON Tom	28.871
16	11 RÉVÉSZ Levente	28.957

SEG. 4

1	18 VAN HOEPEN Laurens	17.822
2	65 RAMOS Santiago	17.839
3	27 HAVERKORT Kas	17.866
4	13 DUFEK Joshua	17.870
5	85 CAPIETTO Macéo	17.892
6	12 ANTONELLI Andrea Kimi	17.911
7	47 BOHRA Nikhil	17.922
8	30 BELOV Michael	17.951
9	43 TANGAVELOU Owen	17.962
10	17 VAN'T HOFF Dilano	17.977
11	9 WURZ Charlie	18.001
12	5 LEBBON Tom	18.024
13	75 FITZGERALD Adam	18.065
14	11 RÉVÉSZ Levente	18.100
15	55 LUGASSY Shannon	18.100
16	68 KOOLEN Niels	18.139





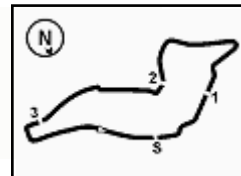
ACI Racing Weekend Imola, 22-23 Aprile 2023

Ideal Time Qualifying 1 Gr. B

Imola Circuit 4.909 m

No. Driver	Car	Seg. 1	Seg. 2	Seg. 3	Seg. 4	Ideal Time		
		Diff. 1	Diff. 2	Diff. 3	Diff. 4	Best Lap	Pos.	Diff.
1 12 ANTONELLI A. (ITA)	Tatuus FR-19	21.389 +0.004	31.698 +0.093	28.167	17.911 +0.041	1'39.165 1'39.303	1	0.138
2 65 RAMOS S. (MEX)	Tatuus FR-19	21.344 +0.076	31.967 +0.012	28.200	17.839 +0.003	1'39.350 1'39.441	2	0.091
3 27 HAVERKORT K. (NLD)	Tatuus FR-19	21.489 +0.056	31.841 +0.194	28.229	17.866	1'39.425 1'39.675	3	0.250
4 13 DUFEK J. (CHE)	Tatuus FR-19	21.413 +0.046	31.807	28.443	17.870 +0.188	1'39.533 1'39.767	5	0.234
5 47 BOHRA N. (SGP)	Tatuus FR-19	21.414 +0.004	31.917	28.324	17.922 +0.141	1'39.577 1'39.722	4	0.145
6 30 BELOV M.	Tatuus FR-19	21.618	31.831	28.324 +0.081	17.951 +0.140	1'39.724 1'39.945	7	0.221
7 85 CAPIETTO M. (FRA)	Tatuus FR-19	21.462 +0.162	32.078 +0.092	28.335 +0.333	17.892	1'39.767 1'40.354	10	0.587
8 18 VAN HOEPEN L. (NLD)	Tatuus FR-19	21.556	32.044 +0.072	28.378	17.822 +0.045	1'39.800 1'39.917	6	0.117
9 43 TANGAVELOU O. (FRA)	Tatuus FR-19	21.464 +0.049	32.023 +0.025	28.534	17.962 +0.126	1'39.983 1'40.183	8	0.200
10 17 VAN'T HOFF D. (NLD)	Tatuus FR-19	21.476 +0.088	32.130	28.593 +0.048	17.977 +0.009	1'40.176 1'40.321	9	0.145
11 9 WURZ C. (AUT)	Tatuus FR-19	21.611 +0.150	32.294	28.561	18.001 +0.059	1'40.467 1'40.676	11	0.209
12 75 FITZGERALD A. (IRL)	Tatuus FR-19	21.624 +0.020	32.280	28.762 +0.371	18.065 +0.002	1'40.731 1'41.124	14	0.393
13 55 LUGASSY S. (CHE)	Tatuus FR-19	21.772 +0.034	32.292 +0.058	28.579 +0.054	18.100 +0.036	1'40.743 1'40.925	12	0.182
14 5 LEBBON T. (GBR)	Tatuus FR-19	21.640 +0.219	32.344	28.871	18.024 +0.037	1'40.879 1'41.135	15	0.256
15 68 KOOLEN N. (NLD)	Tatuus FR-19	21.688 +0.022	32.413 +0.028	28.698	18.139	1'40.938 1'40.988	13	0.050
16 11 RÉVÉSZ L. (HUN)	Tatuus FR-19	21.702 +0.086	32.320	28.957	18.100	1'41.079 1'41.165	16	0.086
Overall Ideal Time		21.344	31.698	28.167	17.822	1'39.031		





Imola Circuit 4.909 m

1 / 2

5 T. LEBBON (1'41.135)								17 D. VAN'T HOFF (1'40.321)							
Lap	Seg.1	Seg.2	Seg.3	Seg.4	Lap Time	km/h	Local Time	Lap	Seg.1	Seg.2	Seg.3	Seg.4	Lap Time	km/h	Local Time
1							11:01'26.018	1							11:01'39.002
2	41.421	38.827	34.316	20.534	2'15.098P	165,9	11:03'41.116	2	46.639	38.617	32.824	20.452	2'18.532P	151,0	11:03'57.534
3	25.489	37.955	31.911	19.793	1'55.148	193,5	11:05'36.264	3	24.698	39.165	32.038	19.632	1'55.533	236,3	11:05'53.067
4	24.164	37.523	38.608	23.576	2'03.871	237,4	11:07'40.135	4	25.223	37.589	33.917	24.189	2'00.918	238,9	11:07'53.985
5	21.893	32.613	29.435	18.024	1'41.965	248,8	11:09'22.100	5	21.761	32.272	28.939	18.119	1'41.091	251,2	11:09'35.076
6	21.751	32.382	30.443	18.207	1'42.783	249,4	11:11'04.883	6	21.584	32.130	28.896	17.977	1'40.587	248,3	11:11'15.663
7	21.640	32.412	28.886	18.894	1'41.832	250,0	11:12'46.715	7	21.579	32.290	28.603	18.007	1'40.479	245,5	11:12'56.142
8	21.859	32.344	28.871	18.061	1'41.135	245,5	11:14'27.850	8	21.564	32.130	28.641	17.986	1'40.321	247,7	11:14'36.463
9	21.705	32.353	29.159	19.642	1'42.859	248,8	11:16'10.709	9	21.476	32.269	28.593	18.675	1'41.013	251,7	11:16'17.476

9 C. WURZ (1'40.676)								18 L. VAN HOEPEN (1'39.917)							
Lap	Seg.1	Seg.2	Seg.3	Seg.4	Lap Time	km/h	Local Time	Lap	Seg.1	Seg.2	Seg.3	Seg.4	Lap Time	km/h	Local Time
1							11:01'10.538	1							11:01'11.202
2	40.600	38.747	34.534	20.410	2'14.291P	162,2	11:03'24.829	2	40.677	40.089	33.470	20.778	2'15.014P	174,2	11:03'26.216
3	25.411	37.319	33.909	19.931	1'56.570	196,7	11:05'21.399	3	23.854	36.047	31.636	20.476	1'52.013	226,9	11:05'18.229
4	24.002	34.658	31.855	18.171	1'48.686	229,3	11:07'10.085	4	24.430	34.621	30.490	18.129	1'47.670	201,9	11:07'05.899
5	22.050	33.510	29.405	18.104	1'43.069	245,5	11:08'53.154	5	24.465	33.115	28.559	17.958	1'44.097	246,6	11:08'49.996
6	21.636	32.366	28.830	18.001	1'40.833	245,5	11:10'33.987	6	21.649	32.158	28.903	17.892	1'40.602	247,1	11:10'30.598
7	21.664	32.311	29.059	18.050	1'41.084	246,0	11:12'15.071	7	21.572	32.099	28.499	17.869	1'40.039	246,0	11:12'10.637
8	23.803	34.224	29.966	18.255	1'46.248	242,7	11:14'01.319	8	22.743	35.017	30.869	18.417	1'47.046	247,1	11:13'57.683
9	21.611	32.430	28.715	18.064	1'40.820	248,3	11:15'42.139	9	21.609	32.044	28.632	17.822	1'40.107	247,1	11:15'37.790
10	21.761	32.294	28.561	18.060	1'40.676	246,0	11:17'22.815	10	21.556	32.116	28.378	17.867	1'39.917	247,7	11:17'17.707

11 L. RÉVÉSZ (1'41.165)								27 K. HAVERKORT (1'39.675)							
Lap	Seg.1	Seg.2	Seg.3	Seg.4	Lap Time	km/h	Local Time	Lap	Seg.1	Seg.2	Seg.3	Seg.4	Lap Time	km/h	Local Time
1							11:01'27.206	1							11:01'08.302
2	41.666	40.861	35.152	20.516	2'18.195P	168,8	11:03'45.401	2	42.841	41.562	35.554	21.066	2'21.023P	158,1	11:03'29.325
3	26.100	40.819	32.016	19.027	1'57.962	213,4	11:05'43.363	3	25.964	37.127	32.113	18.919	1'54.123	189,5	11:05'23.448
4	22.987	36.127	39.074	23.236	2'01.424	237,9	11:07'44.787	4	23.382	34.563	34.831	18.707	1'51.483	241,1	11:07'14.931
5	21.908	33.284	30.011	18.334	1'43.537C	248,3	11:09'28.324	5	21.612	32.153	31.783	19.638	1'45.186	248,3	11:09'00.117
6	21.847	32.599	29.258	18.173	1'41.877	248,3	11:11'10.201	6	21.634	32.085	28.870	19.715	1'42.304	249,4	11:10'42.421
7	21.781	32.477	29.030	18.154	1'41.442	247,1	11:12'51.643	7	21.489	31.934	28.458	17.930	1'39.811	248,3	11:12'22.232
8	21.788	32.320	28.957	18.100	1'41.165	247,1	11:14'32.808	8	21.511	31.841	29.034	19.146	1'41.532	247,7	11:14'03.764
9	21.702	32.506	30.730	19.485	1'44.423	247,7	11:16'17.231	9	22.044	34.803	29.722	18.752	1'45.321	250,0	11:15'49.085
								10	21.545	32.035	28.229	17.866	1'39.675	247,7	11:17'28.760

12 A. ANTONELLI (1'39.303)								30 M. BELOV (1'39.945)							
Lap	Seg.1	Seg.2	Seg.3	Seg.4	Lap Time	km/h	Local Time	Lap	Seg.1	Seg.2	Seg.3	Seg.4	Lap Time	km/h	Local Time
1							11:01'16.181	1							11:01'17.990
2	44.493	39.979	33.772	21.291	2'19.535P	153,8	11:03'35.716	2	44.121	41.649	35.308	20.564	2'21.642P	158,1	11:03'39.632
3	27.748	38.587	32.557	20.259	1'59.151	177,6	11:05'34.867	3	25.818	40.402	33.071	19.712	1'59.003	206,9	11:05'38.635
4	24.244	37.557	36.803	18.477	1'57.081	228,3	11:07'31.948	4	23.347	37.335	38.293	23.840	2'02.815	241,6	11:07'41.450
5	21.720	32.091	28.541	18.074	1'40.426	246,6	11:09'12.374	5	21.794	32.231	28.842	18.160	1'41.027	248,8	11:09'22.477
6	21.679	31.875	28.384	17.911	1'39.849	248,8	11:10'52.223	6	21.622	32.522	28.528	17.951	1'40.623	251,2	11:11'03.100
7	21.393	31.791	28.167	17.952	1'39.303	248,3	11:12'31.526	7	21.648	32.084	28.324	18.370	1'40.426	246,0	11:12'43.526
8	21.485	31.736	28.227	17.926	1'39.374	248,3	11:14'10.900	8	21.618	31.831	28.405	18.091	1'39.945	247,7	11:14'23.471
9	21.389	31.698	28.264	17.968	1'39.319	248,8	11:15'50.219	9	24.162	35.573	29.198	18.699	1'47.632	247,7	11:16'11.103

13 J. DUFEK (1'39.767)								43 O. TANGAVELOU (1'40.183)							
Lap	Seg.1	Seg.2	Seg.3	Seg.4	Lap Time	km/h	Local Time	Lap	Seg.1	Seg.2	Seg.3	Seg.4	Lap Time	km/h	Local Time
1							11:01'07.272	1							11:01'30.443
2	42.307	41.590	35.987	20.891	2'20.775P	159,8	11:03'28.047	2	43.345	42.042	36.678	20.938	2'23.003P	154,7	11:03'53.446
3	26.332	37.202	31.212	19.487	1'54.233	187,2	11:05'22.280	3	25.809	37.644	33.504	19.725	1'56.682	243,8	11:05'50.128
4	23.625	34.479	33.994	18.521	1'50.619	227,4	11:07'12.899	4	22.935	34.999	37.808	24.364	2'00.106	245,5	11:07'50.234
5	21.862	32.340	31.198	18.041	1'43.441	247,1	11:08'56.340	5	21.725	32.263	28.777	17.962	1'40.727	250,0	11:09'30.961
6	21.680	32.090	28.450	17.870	1'40.090	247,1	11:10'36.430	6	21.513	32.048	28.534	18.088	1'40.183	249,4	11:11'11.144
7	21.459	31.807	28.443	18.058	1'39.767	248,8	11:12'16.197	7	21.464	32.559	31.264	18.213	1'43.500	250,0	11:12'54.644
8	21.413	31.836	31.289	18.264	1'42.802	249,4	11:13'58.999	8	21.807	32.209	29.040	18.040	1'41.096	248,8	11:14'35.740
9	23.205	37.598	30.966	19.422	1'51.191	247,7	11:15'50.190	9	21.562	32.023	28.570	18.363	1'40.518	250,0	11:16'16.258
10	22.050	32.625	28.611	18.082	1'41.368	244,9	11:17'31.558								

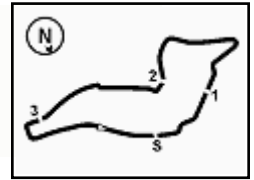
22/04/2023

P = Pits In/Out - C = Lap Time Cancelled



Powered by FICR PERUGIA TIMING





ACI Racing Weekend Imola, 22-23 Aprile 2023

Analysis Qualifying 1 Gr. B

Imola Circuit 4.909 m

2 / 2

47 N. BOHRA (1'39.722)								85 M. CAPIETTO (1'40.354)							
Lap	Seg.1	Seg.2	Seg.3	Seg.4	Lap Time	km/h	Local Time	Lap	Seg.1	Seg.2	Seg.3	Seg.4	Lap Time	km/h	Local Time
1							11:01'29.099	1							11:01'20.286
2	43.833	42.492	36.413	20.639	2'23.377P	150,2	11:03'52.476	2	42.085	39.245	33.504	20.983	2'15.817P	169,5	11:03'36.103
3	24.857	38.321	32.930	19.591	1'55.699	243,8	11:05'48.175	3	27.791	39.029	32.539	20.014	1'59.373	172,0	11:05'35.476
4	22.790	33.934	31.264	22.330	1'50.318	243,8	11:07'38.493	4	24.049	37.679	38.075	18.815	1'58.618	239,5	11:07'34.094
5	21.748	32.284	28.531	17.970	1'40.533	247,7	11:09'19.026	5	21.624	32.170	28.668	17.892	1'40.354	248,8	11:09'14.448
6	21.486	32.095	28.521	17.922	1'40.024	249,4	11:10'59.050	6	21.535	32.080	28.518	18.991	1'41.124	249,4	11:10'55.572
7	21.414	32.076	28.536	20.882	1'42.908	250,0	11:12'41.958	7	22.386	32.897	29.777	18.317	1'43.377	245,5	11:12'38.949
8	21.418	31.917	28.324	18.063	1'39.722	249,4	11:14'21.680	8	21.462	32.078	28.335	19.501	1'41.376	250,0	11:14'20.325
								9	22.187	32.637	28.905	17.942	1'41.671	246,0	11:16'01.996

55 S. LUGASSY (1'40.925)							
Lap	Seg.1	Seg.2	Seg.3	Seg.4	Lap Time	km/h	Local Time
1							11:01'19.222
2	42.661	39.423	34.413	20.784	2'17.281P	158,4	11:03'36.503
3	25.548	38.024	32.610	19.072	1'55.254	226,4	11:05'31.757
4	23.897	37.194	32.041	19.776	1'52.908	234,3	11:07'24.665
5	22.050	32.632	28.817	18.221	1'41.720	244,3	11:09'06.385
6	21.806	32.350	28.633	18.136	1'40.925	246,6	11:10'47.310
7	21.836	32.292	28.859	18.188	1'41.175	247,7	11:12'28.485
8	24.413	33.867	29.084	18.236	1'45.600	234,3	11:14'14.085
9	21.772	32.406	28.708	18.170	1'41.056	244,3	11:15'55.141
10	21.797	32.605	28.579	18.100	1'41.081	246,6	11:17'36.222

65 S. RAMOS (1'39.441)							
Lap	Seg.1	Seg.2	Seg.3	Seg.4	Lap Time	km/h	Local Time
1							11:01'23.124
2	40.693	38.739	33.624	20.146	2'13.202P	166,4	11:03'36.326
3	24.502	37.889	32.342	19.392	1'54.125	236,8	11:05'30.451
4	23.871	36.251	31.355	18.988	1'50.465	241,1	11:07'20.916
5	21.704	32.147	28.312	20.455	1'42.618	248,8	11:09'03.534
6	21.344	31.967	28.360	17.839	1'39.510	250,6	11:10'43.044
7	24.325	40.068	30.466	17.985	1'52.844	219,5	11:12'35.888
8	21.952	35.468	34.064	18.828	1'50.312	250,0	11:14'26.200
9	21.420	31.979	28.200	17.842	1'39.441	250,6	11:16'05.641

68 N. KOOLEN (1'40.988)							
Lap	Seg.1	Seg.2	Seg.3	Seg.4	Lap Time	km/h	Local Time
1							11:01'09.432
2	42.724	41.303	35.417	21.052	2'20.496P	154,7	11:03'29.928
3	26.111	37.377	32.401	19.337	1'55.226	200,0	11:05'25.154
4	23.306	34.491	33.892	18.947	1'50.636	231,8	11:07'15.790
5	21.878	32.745	29.319	18.304	1'42.246	250,0	11:08'58.036
6	21.829	32.556	28.963	18.389	1'41.737	248,8	11:10'39.773
7	21.792	32.792	30.481	18.473	1'43.538	246,0	11:12'23.311
8	21.688	32.413	31.605	18.352	1'44.058	249,4	11:14'07.369
9	21.811	32.477	29.489	20.289	1'44.066	247,7	11:15'51.435
10	21.710	32.441	28.698	18.139	1'40.988	251,2	11:17'32.423

75 A. FITZGERALD (1'41.124)							
Lap	Seg.1	Seg.2	Seg.3	Seg.4	Lap Time	km/h	Local Time
1							11:01'21.671
2	41.728	38.861	34.555	19.872	2'15.016P	152,1	11:03'36.687
3	24.811	37.744	32.554	19.422	1'54.531	217,7	11:05'31.218
4	23.573	36.232	31.738	20.208	1'51.751	237,4	11:07'22.969
5	21.962	32.531	29.195	18.065	1'41.753	246,0	11:09'04.722
6	21.644	32.280	29.133	18.067	1'41.124	248,3	11:10'45.846
7	21.624	39.064	32.422	18.600	1'51.710	246,0	11:12'37.556
8	21.675	32.503	28.921	18.189	1'41.288C	246,0	11:14'18.844
9	21.745	32.319	28.762	19.041	1'41.867	245,5	11:16'00.711

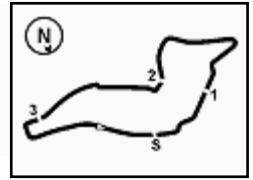
22/04/2023

P = Pits In/Out - C = Lap Time Cancelled



Powered by FICR PERUGIA TIMING





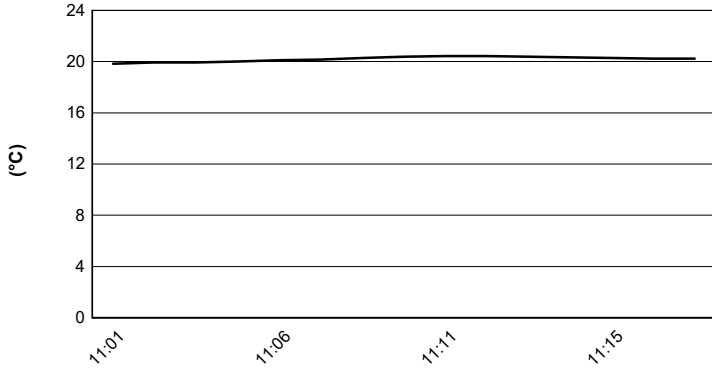
Imola Circuit 4.909 m

ACI Racing Weekend Imola, 22-23 Aprile 2023

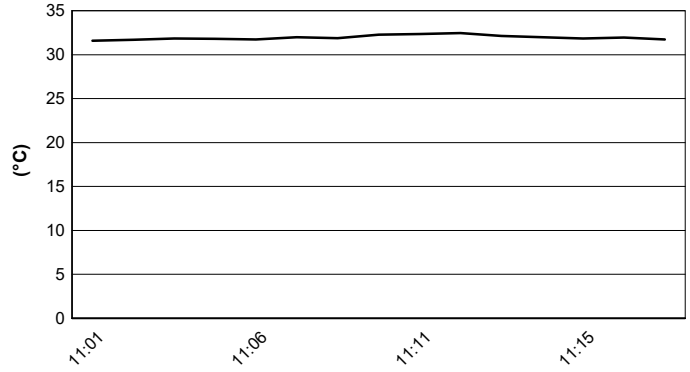
Weather Report Qualifying 1 Gr. B

Session started 11:01 - Session ended 11:18


Air Temperature



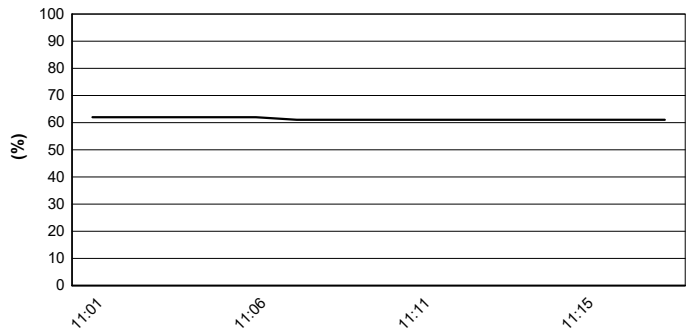
Track Temperature



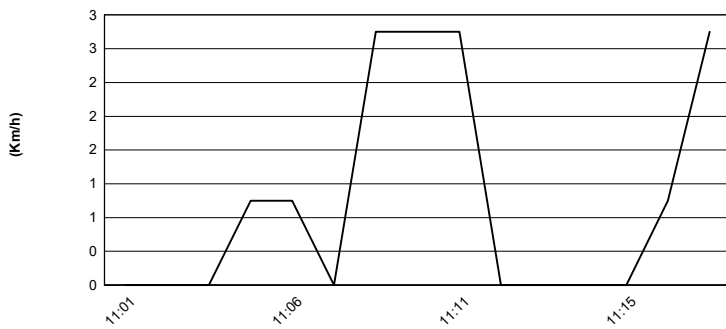
Air Pressure



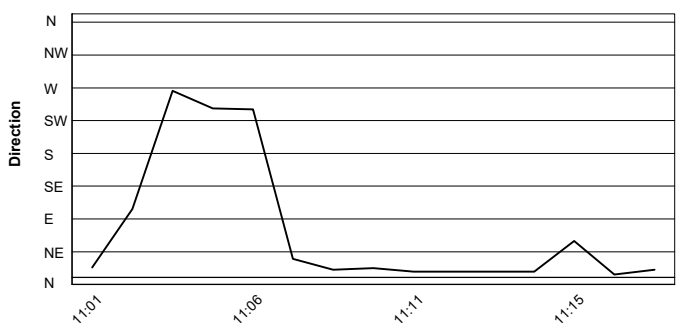
Humidity



Wind Speed



Wind Direction



22/04/2023

