

Circuito de Barcelona

Formula Regional Championship by Alpine

Collective test 1

Provisional Results

Clas	Nº	Driver	Nat	Cat	Clas	Team	Nat	Vehicle	Laps	Best	Time	Gap	Interval	Km/h
1	5	Rafael Camara	 BRA			PREMA RACING	 ITA	Formula Alpine	20	16	1:37.088			172.6
2	15	Brando Badoer	 ITA			VAN AMERSFOORT RACING	 NLD	Formula Alpine	20	15	1:37.162	0.074	0.074	172.5
3	8	Tuukka Taponen	 FIN			R-ACE GP	 FRA	Formula Alpine	22	19	1:37.369	0.281	0.207	172.1
4	13	James Wharton	 AUS			PREMA RACING	 ITA	Formula Alpine	22	22	1:37.445	0.357	0.076	172.0
5	57	Noah Strømsted	 DNK	R	1	RPM	 ITA	Formula Alpine	22	18	1:37.482	0.394	0.037	171.9
6	4	Roman Bilinski	 GBR			TRIDENT	 ITA	Formula Alpine	19	15	1:37.542	0.454	0.060	171.8
7	2	Matteo De Palo	 ITA	R	2	SAINTELOC RACING	 FRA	Formula Alpine	21	16	1:37.580	0.492	0.038	171.8
8	74	Enzo Peugeot	 FRA	R	3	SAINTELOC RACING	 FRA	Formula Alpine	21	17	1:37.657	0.569	0.077	171.6
9	20	Zachary David	 USA			R-ACE GP	 FRA	Formula Alpine	22	18	1:37.688	0.600	0.031	171.6
10	10	Alessandro Giusti	 FRA			ART GRAND PRIX	 FRA	Formula Alpine	20	15	1:37.732	0.644	0.044	171.5
11	3	Ugo Ugochukwu	 USA			PREMA RACING	 ITA	Formula Alpine	18	15	1:37.778	0.690	0.046	171.4
12	22	Pedro Clerot	 BRA	R	4	VAN AMERSFOORT RACING	 NLD	Formula Alpine	20	16	1:37.826	0.738	0.048	171.3
13	89	Ivan Domingues	 POR	R	5	VAN AMERSFOORT RACING	 NLD	Formula Alpine	21	17	1:37.888	0.800	0.062	171.2
14	66	Ruiqi Liu	 CHN			TRIDENT	 ITA	Formula Alpine	20	20	1:38.001	0.913	0.113	171.0
15	55	Valerio Rinicella	 ITA	R	6	MP MOTORSPORT	 NLD	Formula Alpine	20	16	1:38.025	0.937	0.024	171.0
16	16	Romain Andriolo	 FRA	R	7	G4 RACING	 CHE	Formula Alpine	20	15	1:38.084	0.996	0.059	170.9
17	9	Kanato Le	 GBR	R	8	G4 RACING	 CHE	Formula Alpine	18	14	1:38.110	1.022	0.026	170.8
18	11	Nikita Bedrin	 ITA			MP MOTORSPORT	 NLD	Formula Alpine	19	14	1:38.118	1.030	0.008	170.8
19	28	Doriane Pin	 FRA	R	9	IRON DAMES	 ITA	Formula Alpine	20	16	1:38.158	1.070	0.040	170.7
20	44	Théophile Naël	 FRA			SAINTELOC RACING	 FRA	Formula Alpine	18	14	1:38.184	1.096	0.026	170.7
21	23	Enzo Deligny	 FRA	R	10	R-ACE GP	 FRA	Formula Alpine	22	17	1:38.253	1.165	0.069	170.6
22	29	Nandhavud Bhirombhakdi	 THA	R	11	KIC MOTORSPORT	 FIN	Formula Alpine	22	17	1:38.257	1.169	0.004	170.6
23	95	Evan Giltaire	 FRA	R	12	ART GRAND PRIX	 FRA	Formula Alpine	21	16	1:38.301	1.213	0.044	170.5
24	47	Nikhil Bohra	 IND			MP MOTORSPORT	 NLD	Formula Alpine	19	14	1:38.350	1.262	0.049	170.4
25	27	Edgar Pierre	 FRA	R	13	RPM	 ITA	Formula Alpine	18	14	1:38.631	1.543	0.281	169.9
26	19	Marta Garcia	 ESP			IRON DAMES	 ITA	Formula Alpine	21	21	1:38.713	1.625	0.082	169.8
27	43	Enzo Scioni	 ITA			KIC MOTORSPORT	 FIN	Formula Alpine	17	16	1:39.270	2.182	0.557	168.8
28	96	Yaroslav Veselaho	 UKR			ART GRAND PRIX	 FRA	Formula Alpine	19	17	1:39.347	2.259	0.077	168.7
29	99	Giovanni Maschio	 ITA			RPM	 ITA	Formula Alpine	20	17	1:39.529	2.441	0.182	168.4
30	6	Hoang Dat Sawyer	 VNM	R	14	KIC MOTORSPORT	 FIN	Formula Alpine	26	11	1:39.801	2.713	0.272	167.9
31	33	Jett Bowling	 USA			G4 RACING	 CHE	Formula Alpine	20	13	1:40.110	3.022	0.309	167.4
32	7	Nicola Lacorte	 ITA	R	15	TRIDENT	 ITA	Formula Alpine	2	2	13:03.529	11:26.44	11:23.41	21.3

Published at:.....

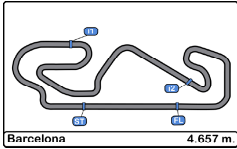
Track Temp: 21.2 °C Air Temp: 23.4 °C Humidity: 46 % Track Status: DRY

Race Director:

Tamás Zettner Jr.

Timekeeper:


 Luis Garcia
 JOB-2654-ESP/M





































Circuito de Barcelona
















Formula Regional Championship by Alpine

Collective test 1

Provisional Results by Category

Clas	Nº	Driver	Nat	Cat	Clas	Team	Nat	Vehicle	Laps	Best	Time	Gap	Interval	Km/h
1	5	Rafael Camara	 BRA			PREMA RACING	 ITA	Formula Alpine	20	16	1:37.088			172.6
2	15	Brando Badoer	 ITA			VAN AMERSFOORT	 NLD	Formula Alpine	20	15	1:37.162	0.074	0.074	172.5
3	8	Tuukka Taponen	 FIN			R-ACE GP	 FRA	Formula Alpine	22	19	1:37.369	0.281	0.207	172.1
4	13	James Wharton	 AUS			PREMA RACING	 ITA	Formula Alpine	22	22	1:37.445	0.357	0.076	172.0
5	4	Roman Bilinski	 GBR			TRIDENT	 ITA	Formula Alpine	19	15	1:37.542	0.454	0.097	171.8
6	20	Zachary David	 NLD			R-ACE GP	 FRA	Formula Alpine	22	18	1:37.688	0.600	0.146	171.6
7	10	Alessandro Giusti	 FRA			ART GRAND PRIX	 FRA	Formula Alpine	20	15	1:37.732	0.644	0.044	171.5
8	3	Ugo Ugochukwu	 USA			PREMA RACING	 ITA	Formula Alpine	18	15	1:37.778	0.690	0.046	171.4
9	66	Ruiqi Liu	 CHN			TRIDENT	 ITA	Formula Alpine	20	20	1:38.001	0.913	0.223	171.0
10	11	Nikita Bedrin	 ITA			MP MOTORSPORT	 NLD	Formula Alpine	19	14	1:38.118	1.030	0.117	170.8
11	44	Théophile Naël	 FRA			SAINTELOC RACING	 FRA	Formula Alpine	18	14	1:38.184	1.096	0.066	170.7
12	47	Nikhil Bohra	 IND			MP MOTORSPORT	 NLD	Formula Alpine	19	14	1:38.350	1.262	0.166	170.4
13	19	Marta Garcia	 ESP			IRON DAMES	 ITA	Formula Alpine	21	21	1:38.713	1.625	0.363	169.8
14	43	Enzo Scionti	 ITA			KIC MOTORSPORT	 FIN	Formula Alpine	17	16	1:39.270	2.182	0.557	168.8
15	96	Yaroslav Veselaho	 CZE			ART GRAND PRIX	 FRA	Formula Alpine	19	17	1:39.347	2.259	0.077	168.7
16	99	Giovanni Maschio	 ITA			RPM	 ITA	Formula Alpine	20	17	1:39.529	2.441	0.182	168.4
17	33	Jett Bowling	 USA			G4 RACING	 CHE	Formula Alpine	20	13	1:40.110	3.022	0.581	167.4

Rookie

Clas	Nº	Driver	Nat	Cat	Clas	Team	Nat	Vehicle	Laps	Best	Time	Gap	Interval	Km/h
1	57	Noah Strømsted	 DNK	R	1	RPM	 ITA	Formula Alpine	22	18	1:37.482			171.9
2	2	Matteo De Palo	 ITA	R	2	SAINTELOC RACING	 FRA	Formula Alpine	21	16	1:37.580	0.098	0.098	171.8
3	74	Enzo Peugeot	 FRA	R	3	SAINTELOC RACING	 FRA	Formula Alpine	21	17	1:37.657	0.175	0.077	171.6
4	22	Pedro Clerot	 BRA	R	4	VAN AMERSFOORT	 NLD	Formula Alpine	20	16	1:37.826	0.344	0.169	171.3
5	89	Ivan Domingues	 POR	R	5	VAN AMERSFOORT	 NLD	Formula Alpine	21	17	1:37.888	0.406	0.062	171.2
6	55	Valerio Rinicella	 ITA	R	6	MP MOTORSPORT	 NLD	Formula Alpine	20	16	1:38.025	0.543	0.137	171.0
7	16	Romain Andriolo	 FRA	R	7	G4 RACING	 CHE	Formula Alpine	20	15	1:38.084	0.602	0.059	170.9
8	9	Kanato Le	 GBR	R	8	G4 RACING	 CHE	Formula Alpine	18	14	1:38.110	0.628	0.026	170.8
9	28	Doriane Pin	 FRA	R	9	IRON DAMES	 ITA	Formula Alpine	20	16	1:38.158	0.676	0.048	170.7
10	23	Enzo Deligny	 FRA	R	10	R-ACE GP	 FRA	Formula Alpine	22	17	1:38.253	0.771	0.095	170.6
11	29	Nandhavud Bhirombhakdi	 THA	R	11	KIC MOTORSPORT	 FIN	Formula Alpine	22	17	1:38.257	0.775	0.004	170.6
12	95	Evan Giltaire	 FRA	R	12	ART GRAND PRIX	 FRA	Formula Alpine	21	16	1:38.301	0.819	0.044	170.5
13	27	Edgar Pierre	 FRA	R	13	RPM	 ITA	Formula Alpine	18	14	1:38.631	1.149	0.330	169.9
14	6	Hoang Dat Sawyer	 VNM	R	14	KIC MOTORSPORT	 FIN	Formula Alpine	26	11	1:39.801	2.319	1.170	167.9
15	7	Nicola Lacorte	 ITA	R	15	TRIDENT	 ITA	Formula Alpine	2	2	13:03.529	11:26.04	11:23.72	21.3

Published at:.....

Track Temp: 21.2 °C Air Temp: 23.4 °C Humidity: 46 % Track Status: DRY

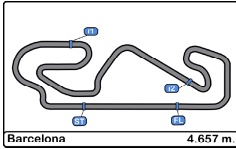
Race Director:

Tamás Zettner Jr.

Timekeeper:

Luis Garcia

JOB-2654-ESP/M



Circuito de Barcelona

Formula Regional Championship by Alpine

Collective test 1

Lap Analysis

2

Matteo De Palo

Formula Alpine 4

Roman Bilinski

Formula Alpine

Rookie

SAINTELOC RACING

TRIDENT

Lap	D	Time	Sector 1	Sector 2	Sector 3	T. Spd	Elapsed	Lap	D	Time	Sector 1	Sector 2	Sector 3	T. Spd	Elapsed
1		9:51:32.444	9:50:04.759	52.047	35.638	134.4	9:51:32.444	1		9:51:56.471 P	9:50:20.727	51.553	44.191	137.5	9:51:56.471
2		1:54.930	37.535	44.833	32.562	191.4	9:53:27.374	2		7:45.503	6:20.297	48.881	36.325	150.6	9:59:41.974
3		1:58.774	34.447	48.385	35.942	205.7	9:55:26.148	3		1:46.941	33.620	42.670	30.651	220.8	10:01:28.915
4		1:39.733	30.539	39.923	29.271	234.2	9:57:05.881	4		1:39.592	30.466	39.973	29.153	237.3	10:03:08.507
5		1:59.917	33.978	50.774	35.165	222.2	9:59:05.798	5		1:38.962	30.123	39.896	28.943	238.4	10:04:47.469
6		1:39.223	30.330	39.672	29.221	236.8	10:00:45.021	6		1:51.898	34.932	45.445	31.521	236.8	10:06:39.367
7		1:56.297	33.395	47.551	35.351	240.5	10:02:41.318	7		1:38.611	30.059	39.689	28.863	237.8	10:08:17.978
8		1:40.721	30.147	39.752	30.822	237.3	10:04:22.039	8		1:52.607	35.282	45.770	31.555	238.4	10:10:10.585
9		1:49.131	35.824	42.582	30.725	204.5	10:06:11.170	9		1:38.662	29.870	39.729	29.063	236.3	10:11:49.247
10		1:38.949	30.123	39.752	29.074	236.8	10:07:50.119	10		1:45.052 P	29.912	39.610	35.530	237.3	10:13:34.299
11		1:38.846	30.014	39.573	29.259	237.3	10:09:28.965	11		10:11.216	8:49.755	48.268	33.193	145.1	10:23:45.515
12		1:51.496 P	30.461	41.481	39.554	237.3	10:11:20.461	12		1:47.192	33.222	42.236	31.734	222.6	10:25:32.707
13		11:37.194	10:14.339	49.165	33.690	142.2	10:22:57.655	13		1:53.611	32.682	41.706	39.223	232.7	10:27:26.318
14		1:51.512	35.049	45.999	30.464	183.3	10:24:49.167	14		1:52.268	33.607	45.171	33.490	238.4	10:29:18.586
15		1:47.046	33.684	42.519	30.843	194.2	10:26:36.213	15		1:37.542	29.688	39.171	28.683	237.8	10:30:56.128
16		1:37.580	29.677	39.152	28.751	236.3	10:28:13.793	16		1:48.034	32.612	42.988	32.434	239.4	10:32:44.162
17		1:37.620	29.602	39.187	28.831	238.4	10:29:51.413	17		1:38.739	29.669	39.252	29.818	237.8	10:34:22.901
18		1:57.471	33.484	49.486	34.501	236.3	10:31:48.884	18		2:00.266	35.404	48.633	36.229	236.8	10:36:23.167
19		1:37.775	29.703	39.252	28.820	237.8	10:33:26.659	19		1:37.553	29.719	39.249	28.585	236.8	10:38:00.720
20		1:52.074	33.874	47.699	30.501	238.9	10:35:18.733	20			29.582	39.387		238.4	
21		1:45.906 P	29.762	39.329	36.815	238.9	10:37:04.639								

3

Ugo Ugochukwu

Formula Alpine

5

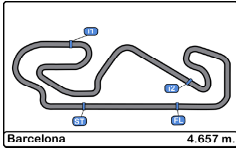
Rafael Camara

Formula Alpine

PREMA RACING

PREMA RACING

Lap	D	Time	Sector 1	Sector 2	Sector 3	T. Spd	Elapsed	Lap	D	Time	Sector 1	Sector 2	Sector 3	T. Spd	Elapsed
1		9:51:20.075 P	9:49:37.148	51.688	51.239	138.6	9:51:20.075	1		9:51:22.176 P	9:49:40.210	52.819	49.147	140.0	9:51:22.176
2		5:10.034	3:51.044	45.458	33.532	139.5	9:56:30.109	2		5:36.068	4:14.509	46.636	34.923	129.8	9:56:58.244
3		1:50.688	34.595	43.307	32.786	209.3	9:58:20.797	3		1:51.588	35.352	43.931	32.305	198.8	9:58:49.832
4		1:44.929	33.658	41.930	29.341	216.4	10:00:05.726	4		1:48.562	33.456	42.737	32.369	210.9	10:00:38.394
5		1:39.300	30.405	39.694	29.201	236.8	10:01:45.026	5		1:39.905	30.145	39.758	30.002	239.4	10:02:18.299
6		1:38.887	30.061	39.724	29.102	236.3	10:03:23.913	6		1:38.375	29.808	39.538	29.029	240.0	10:03:56.674
7		1:56.883	38.881	48.771	29.231	226.4	10:05:20.796	7		1:53.060	35.839	47.772	29.449	218.6	10:05:49.734
8		1:39.171	30.022	39.939	29.210	236.8	10:06:59.967	8		1:49.607	29.905	50.019	29.683	239.4	10:07:39.341
9		2:01.778	40.037	52.328	29.413	215.1	10:09:01.745	9		1:38.338	29.683	39.648	29.007	239.4	10:09:17.679
10		2:22.539 P	30.153	1:06.885	45.501	235.2	10:11:24.284	10		1:59.855	35.900	51.193	32.762	238.4	10:11:17.534
11		11:10.106	9:46.867	48.268	34.971	134.1	10:22:34.390	11		1:38.386	29.680	39.522	29.184	237.3	10:12:55.920
12		1:53.450	35.556	43.889	34.005	210.9	10:24:27.840	12		1:46.582 P	29.775	39.525	37.282	238.4	10:14:42.502
13		1:45.103	33.333	41.028	30.742	213.0	10:26:12.943	13		8:40.869	7:19.719	47.108	34.042	131.8	10:23:23.371
14		1:37.927	29.910	39.186	28.831	237.3	10:27:50.870	14		1:51.461	34.287	44.323	32.851	219.9	10:25:14.832
15		1:37.778	29.612	39.289	28.877	238.4	10:29:28.648	15		1:53.116	33.613	43.822	35.681	216.0	10:27:07.948
16		1:52.449	37.466	45.807	29.176	228.8	10:31:21.097	16		1:37.088	29.484	38.884	28.720	238.9	10:28:45.036
17		1:38.155	29.728	39.422	29.005	237.3	10:32:59.252	17		2:00.602	36.090	51.628	32.884	240.0	10:30:45.638
18		1:50.166 P	31.608	40.590	37.968	235.8	10:34:49.418	18		1:37.170	29.414	39.131	28.625	242.1	10:32:22.808
19								19		1:59.113	37.181	46.685	35.247	237.3	10:34:21.921
20								20		1:51.299 P	29.623	39.266	42.410	240.5	10:36:13.220



Circuito de Barcelona

Formula Regional Championship by Alpine

Collective test 1

Lap Analysis

6

Hoang Dat Sawyer

Formula Alpine

8

Tuukka Taponen

Formula Alpine

Rookie

KIC MOTORSPORT

R-ACE GP

Lap	D	Time	Sector 1	Sector 2	Sector 3	T. Spd	Elapsed	Lap	D	Time	Sector 1	Sector 2	Sector 3	T. Spd	Elapsed
1		9:51:53.443	9:50:29.123	49.534	34.786	156.2	9:51:53.443	1		9:50:47.466	9:49:24.001	49.491	33.974	145.7	9:50:47.466
2		1:54.212	35.523	45.729	32.960	224.5	9:53:47.655	2		1:50.538	34.586	44.208	31.744	201.4	9:52:38.004
3		1:49.163	33.344	41.989	33.830	207.2	9:55:36.818	3		1:45.231	33.362	42.129	29.740	204.9	9:54:23.235
4		1:55.216	34.444	47.166	33.606	236.3	9:57:32.034	4		1:39.141	30.261	39.673	29.207	236.3	9:56:02.376
5		1:41.066	30.489	40.665	29.912	236.3	9:59:13.100	5		1:47.695	32.735	44.652	30.308	235.8	9:57:50.071
6		1:45.904	30.366	42.178	33.360	238.9	10:00:59.004	6		1:38.603	30.030	39.572	29.001	236.3	9:59:28.674
7		1:40.013	30.367	40.053	29.593	238.9	10:02:39.017	7		1:53.203	34.042	47.664	31.497	237.3	10:01:21.877
8		1:40.212	30.228	40.265	29.719	238.4	10:04:19.229	8		1:38.786	29.828	39.768	29.190	237.8	10:03:00.663
9		1:53.717	38.105	43.490	32.122	173.3	10:06:12.946	9		1:56.817	37.404	47.232	32.181	216.4	10:04:57.480
10		1:39.957	30.274	40.293	29.390	236.8	10:07:52.903	10		1:38.768	29.786	39.923	29.059	238.9	10:06:36.248
11		1:39.801	30.349	39.988	29.464	236.8	10:09:32.704	11		1:52.574	36.013	44.937	31.624	237.3	10:08:28.822
12		1:56.398	35.108	48.202	33.088	184.3	10:11:29.102	12		1:38.861	29.840	39.854	29.167	237.8	10:10:07.683
13		1:40.150	30.349	40.335	29.466	235.2	10:13:09.252	13		1:53.687 P	34.511	40.602	38.574	236.8	10:12:01.370
14		1:40.923	30.281	40.272	30.370	238.4	10:14:50.175	14		10:35.829	9:16.197	46.118	33.514	147.5	10:22:37.199
15		1:52.915 P	30.576	40.696	41.643	234.2	10:16:43.090	15		1:49.726	34.377	43.802	31.547	212.5	10:24:26.925
16		5:17.068	4:02.766	43.455	30.847	171.1	10:22:00.158	16		1:43.378	32.858	41.375	29.145	204.9	10:26:10.303
17		1:41.632	31.062	40.848	29.722	228.3	10:23:41.790	17		1:37.523	29.633	39.160	28.730	237.3	10:27:47.826
18		1:42.354	30.426	41.517	30.411	234.7	10:25:24.144	18		1:53.692	35.948	47.768	29.976	212.1	10:29:41.518
19		1:51.260	30.729	40.870	39.661	235.8	10:27:15.404	19		1:37.369	29.456	39.089	28.824	238.9	10:31:18.887
20		1:40.343	30.526	40.203	29.614	236.3	10:28:55.747	20		1:48.673	35.592	43.530	29.551	216.8	10:33:07.560
21		1:40.391	30.439	40.360	29.592	236.3	10:30:36.138	21		1:37.669	29.635	39.252	28.782	237.8	10:34:45.229
22		1:56.336	35.940	50.238	30.158	200.0	10:32:32.474	22		1:45.147 P	29.515	39.569	36.063	238.4	10:36:30.376
23		1:56.020	32.329	43.780	39.911	235.2	10:34:28.494								
24		1:41.412	30.947	40.560	29.905	238.4	10:36:09.906								
25		1:41.072	30.616	40.651	29.805	235.2	10:37:50.978								
26		1:40.960	30.489	40.467	30.004	237.8	10:39:31.938								
27			33.302	42.722		233.7									

7

Nicola Lacorte

Formula Alpine

Rookie

TRIDENT

Lap	D	Time	Sector 1	Sector 2	Sector 3	T. Spd	Elapsed
1		9:52:01.917 P	9:50:22.015	51.564	48.338	157.4	9:52:01.917
2		13:03.529 P	9:05.380	1:10.265	2:47.884	141.9	10:05:05.446

9

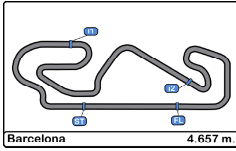
Kanato Le

Formula Alpine

Rookie

G4 RACING

Lap	D	Time	Sector 1	Sector 2	Sector 3	T. Spd	Elapsed
1		10:02:58.228	10:01:36.969	47.652	33.607	166.9	10:02:58.228
2		2:06.075	41.177	51.426	33.472	167.4	10:05:04.303
3		1:50.910	32.807	46.988	31.115	215.5	10:06:55.213
4		1:39.503	30.459	39.712	29.332	236.3	10:08:34.716
5		1:38.867	30.016	39.798	29.053	236.3	10:10:13.583
6		1:49.815	30.114	46.505	33.196	237.3	10:12:03.398
7		1:39.008	30.055	39.910	29.043	236.8	10:13:42.406
8		1:39.564	29.952	39.841	29.771	236.8	10:15:21.970
9		1:48.047 P	30.792	40.071	37.184	231.2	10:17:10.017
10		6:53.944	5:27.689	47.626	38.629	165.8	10:24:03.961
11		1:48.080	33.060	43.087	31.933	209.3	10:25:52.041
12		1:52.680	34.085	44.509	34.086	199.6	10:27:44.721
13		1:38.461	29.637	39.454	29.370	237.8	10:29:23.182
14		1:38.110	29.679	39.490	28.941	238.4	10:31:01.292
15		1:55.967	35.619	50.363	29.985	212.1	10:32:57.259
16		1:38.268	29.725	39.528	29.015	236.8	10:34:35.527
17		1:56.038	34.639	45.684	35.715	213.8	10:36:31.565
18		1:38.670	29.832	39.633	29.205	238.4	10:38:10.235
19			35.604	42.299		229.7	



Circuito de Barcelona

Formula Regional Championship by Alpine

Collective test 1

Lap Analysis

10

Alessandro Giusti

Formula Alpine 13

James Wharton

Formula Alpine

ART GRAND PRIX

PREMA RACING

Lap	D	Time	Sector 1	Sector 2	Sector 3	T. Spd	Elapsed	Lap	D	Time	Sector 1	Sector 2	Sector 3	T. Spd	Elapsed
1		9:51:42.617 P	9:50:05.936	51.827	44.854	156.7	9:51:42.617	1		9:51:24.355 P	9:49:41.517	53.655	49.183	158.3	9:51:24.355
2		4:32.807	3:11.434	46.627	34.746	161.1	9:56:15.424	2		5:47.050	4:23.342	49.118	34.590	163.1	9:57:11.405
3		1:52.786	35.754	45.119	31.913	200.3	9:58:08.210	3		1:48.847	34.751	42.683	31.413	203.7	9:59:00.252
4		1:48.163	35.364	42.318	30.481	208.4	9:59:56.373	4		1:47.066	33.714	43.822	29.530	198.1	10:00:47.318
5		1:39.441	30.397	39.697	29.347	238.4	10:01:35.814	5		1:39.687	30.337	40.154	29.196	237.8	10:02:27.005
6		1:38.770	29.954	39.526	29.290	236.8	10:03:14.584	6		1:38.921	30.041	39.823	29.057	237.8	10:04:05.926
7		1:54.798	35.763	47.178	31.857	235.8	10:05:09.382	7		1:47.664	33.784	44.364	29.516	236.3	10:05:53.590
8		1:38.667	29.836	39.770	29.061	238.4	10:06:48.049	8		1:42.403	30.014	41.980	30.409	237.3	10:07:35.993
9		1:52.788	37.787	44.197	30.804	195.6	10:08:40.837	9		1:38.937	29.929	39.924	29.084	237.3	10:09:14.930
10		1:38.678	30.021	39.516	29.141	238.4	10:10:19.515	10		1:55.119	34.198	47.334	33.587	236.8	10:11:10.049
11		1:47.024 P	30.140	39.756	37.128	233.7	10:12:06.539	11		1:38.523	29.875	39.605	29.043	238.4	10:12:48.572
12		11:22.840	10:01.220	47.379	34.241	147.3	10:23:29.379	12		1:46.858 P	29.953	39.823	37.082	236.3	10:14:35.430
13		1:50.829	34.884	43.381	32.564	216.0	10:25:20.208	13		8:52.200	7:30.825	47.540	33.835	117.5	10:23:27.630
14		2:00.576	33.796	43.641	43.139	214.7	10:27:20.784	14		1:51.800	34.339	43.434	34.027	217.7	10:25:19.430
15		1:37.732	29.784	39.172	28.776	238.4	10:28:58.516	15		2:03.067	33.749	42.664	46.654	225.0	10:27:22.497
16		1:51.851	34.619	43.206	34.026	239.4	10:30:50.367	16		1:39.222	30.477	39.887	28.858	236.3	10:29:01.719
17		1:37.907	29.744	39.288	28.875	238.9	10:32:28.274	17		1:46.177	29.456	43.759	32.962	238.4	10:30:47.896
18		1:47.010	33.651	42.966	30.393	238.4	10:34:15.284	18		1:37.709	29.698	39.222	28.789	239.4	10:32:25.605
19		1:37.780	29.647	39.278	28.855	240.0	10:35:53.064	19		1:55.436	36.161	44.984	34.291	236.8	10:34:21.041
20		1:53.279 P	34.846	41.837	36.596	238.9	10:37:46.343	20		1:37.530	29.652	39.143	28.735	238.4	10:35:58.571

11

Nikita Bedrin

Formula Alpine

MP MOTORSPORT

Lap	D	Time	Sector 1	Sector 2	Sector 3	T. Spd	Elapsed
1		9:51:20.256	9:49:50.953	50.791	38.512	127.8	9:51:20.256
2		2:03.154	38.939	48.652	35.563	200.3	9:53:23.410
3		1:53.086	36.219	43.794	33.073	200.0	9:55:16.496
4		1:40.378	30.681	40.258	29.439	233.7	9:56:56.874
5		1:39.879	30.425	40.100	29.354	234.2	9:58:36.753
6		1:59.621	39.257	48.539	31.825	218.6	10:00:36.374
7		1:39.411	30.321	39.828	29.262	235.2	10:02:15.785
8		1:55.758	35.413	47.834	32.511	235.8	10:04:11.543
9		1:39.464	30.148	39.907	29.409	237.3	10:05:51.007
10		1:50.387 P	32.001	39.944	38.442	237.8	10:07:41.394
11		15:08.383	13:45.681	48.593	34.109	138.6	10:22:49.777
12		1:49.969	34.701	43.510	31.758	223.6	10:24:39.746
13		1:43.252	32.454	41.708	29.090	231.7	10:26:22.998
14		1:38.118	29.658	39.568	28.892	236.3	10:28:01.116
15		1:47.354	30.920	46.173	30.261	237.8	10:29:48.470
16		1:38.812	29.857	39.905	29.050	235.2	10:31:27.282
17		1:58.650	36.664	51.962	30.024	234.7	10:33:25.932
18		1:38.937	30.005	39.898	29.034	234.7	10:35:04.869
19		1:49.124 P	30.366	39.840	38.918	235.2	10:36:53.993

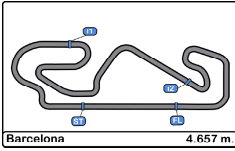
15

Brando Badoer

Formula Alpine

VAN AMERSFOORT RACING

Lap	D	Time	Sector 1	Sector 2	Sector 3	T. Spd	Elapsed
1		9:51:14.267 P	9:49:19.031	1:01.133	54.103	121.8	9:51:14.267
2		7:04.429	5:31.750	55.133	37.546	103.2	9:58:18.696
3		2:01.871	39.147	48.776	33.948	164.1	10:00:20.567
4		1:46.564	34.471	42.421	29.672	211.3	10:02:07.131
5		1:39.950	30.431	39.885	29.634	232.7	10:03:47.081
6		1:38.714	30.124	39.552	29.038	232.7	10:05:25.795
7		1:59.463	39.757	50.417	29.289	193.5	10:07:25.258
8		1:38.292	29.915	39.506	28.871	233.7	10:09:03.550
9		1:55.180	37.902	47.797	29.481	213.8	10:10:58.730
10		1:38.536	29.957	39.656	28.923	234.2	10:12:37.266
11		1:48.695 P	29.983	39.675	39.037	233.7	10:14:25.961
12		8:52.668	7:23.123	53.079	36.466	124.8	10:23:18.629
13		1:59.151	38.321	47.486	33.344	181.8	10:25:17.780
14		1:54.669	33.721	43.611	37.337	210.1	10:27:12.449
15		1:37.162	29.595	38.928	28.639	234.2	10:28:49.611
16		1:51.994	29.649	50.781	31.564	235.8	10:30:41.605
17		1:37.267	29.634	38.993	28.640	235.8	10:32:18.872
18		2:00.689	38.960	47.651	34.078	203.3	10:34:19.561
19		1:37.945	29.495	39.107	29.343	235.2	10:35:57.506
20		2:07.420 P	35.030	48.179	44.211	235.8	10:38:04.926



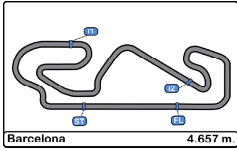
Circuito de Barcelona
Formula Regional Championship by Alpine
Collective test 1
Lap Analysis

16 Romain Andriolo Formula Alpine **20** Zachary David Formula Alpine
 Rookie G4 RACING R-ACE GP

Lap	D	Time	Sector 1	Sector 2	Sector 3	T. Spd	Elapsed	Lap	D	Time	Sector 1	Sector 2	Sector 3	T. Spd	Elapsed
1		9:52:32.136 P	9:50:46.608	54.852	50.676	122.4	9:52:32.136	1		9:50:53.794	9:49:28.444	50.421	34.929	160.2	9:50:53.794
2		6:16.254	4:52.611	49.743	33.900	171.4	9:58:48.390	2		1:49.456	33.728	44.132	31.596	210.1	9:52:43.250
3		1:51.071	35.415	42.938	32.718	162.4	10:00:39.461	3		1:52.464	35.987	43.802	32.675	214.7	9:54:35.714
4		1:55.759	39.344	43.723	32.692	192.8	10:02:35.220	4		1:39.885	30.661	39.945	29.279	233.2	9:56:15.599
5		1:39.851	30.316	40.101	29.434	236.3	10:04:15.071	5		1:38.795	30.017	39.721	29.057	235.2	9:57:54.394
6		1:39.084	30.116	39.807	29.161	235.8	10:05:54.155	6		1:57.425	34.398	45.295	37.732	236.8	9:59:51.819
7		1:39.028	29.974	40.033	29.021	240.5	10:07:33.183	7		1:38.711	29.965	39.721	29.025	235.2	10:01:30.530
8		1:38.581	29.928	39.659	28.994	235.8	10:09:11.764	8		1:39.262	29.987	39.965	29.310	237.8	10:03:09.792
9		1:49.418	34.854	44.930	29.634	236.8	10:11:01.182	9		1:51.713	34.294	45.266	32.153	213.4	10:05:01.505
10		1:38.721	29.948	39.697	29.076	236.8	10:12:39.903	10		1:38.659	29.890	39.614	29.155	237.3	10:06:40.164
11		1:48.058 P	29.903	40.108	38.047	236.8	10:14:27.961	11		1:52.168	34.117	44.683	33.368	238.4	10:08:32.332
12		9:22.567	8:03.732	45.352	33.483	171.9	10:23:50.528	12		1:39.375	29.977	40.015	29.383	235.8	10:10:11.707
13		1:52.156	36.522	44.243	31.391	215.5	10:25:42.684	13		1:48.723 P	30.085	39.914	38.724	238.9	10:12:00.430
14		1:52.207	33.092	41.858	37.257	194.2	10:27:34.891	14		11:08.878	9:46.800	47.429	34.649	156.2	10:23:09.308
15		1:38.084	29.808	39.533	28.743	237.3	10:29:12.975	15		2:01.070	42.024	45.896	33.150	219.5	10:25:10.378
16		1:42.204	29.630	39.246	33.328	238.9	10:30:55.179	16		1:43.958	33.237	41.593	29.128	211.3	10:26:54.336
17		1:56.313	39.552	45.683	31.078	210.1	10:32:51.492	17		1:38.076	29.825	39.388	28.863	234.2	10:28:32.412
18		1:41.060	29.733	39.410	31.917	237.3	10:34:32.552	18		1:37.688	29.725	39.185	28.778	235.2	10:30:10.100
19		1:57.228	38.771	44.035	34.422	192.5	10:36:29.780	19		1:51.914	35.719	46.475	29.720	228.3	10:32:02.014
20		1:38.344	29.845	39.522	28.977	236.8	10:38:08.124	20		1:37.902	29.742	39.296	28.864	234.7	10:33:39.916
21			31.285	41.795		237.8		21		1:55.208	35.124	48.808	31.276	201.1	10:35:35.124
22								22		1:38.430	29.929	39.540	28.961	234.7	10:37:13.554
23								23			38.993	53.200		212.1	

19 Marta Garcia Formula Alpine **22** Pedro Clerot Formula Alpine
 IRON DAMES VAN AMERSFOORT RACING

Lap	D	Time	Sector 1	Sector 2	Sector 3	T. Spd	Elapsed	Lap	D	Time	Sector 1	Sector 2	Sector 3	T. Spd	Elapsed
1		9:52:07.905 P	9:50:31.187	49.887	46.831	164.8	9:52:07.905	1		9:50:58.353	9:49:18.115	58.011	42.227	131.8	9:50:58.353
2		5:08.127	3:49.123	46.396	32.608	168.7	9:57:16.032	2		2:30.314 P	42.879	55.107	52.328	217.7	9:53:28.667
3		1:48.009	33.182	42.570	32.257	211.3	9:59:04.041	3		6:16.171	4:44.524	52.731	38.916	138.8	9:59:44.838
4		1:46.813	33.587	43.150	30.076	217.7	10:00:50.854	4		2:06.345	39.555	51.026	35.764	193.5	10:01:51.183
5		1:40.946	30.618	40.479	29.849	235.8	10:02:31.800	5		2:02.516	38.391	50.912	33.213	209.3	10:03:53.699
6		1:40.301	30.452	40.091	29.758	236.3	10:04:12.101	6		1:39.682	30.580	39.846	29.256	232.7	10:05:33.381
7		1:50.036	33.390	45.645	31.001	238.9	10:06:02.137	7		1:38.892	30.251	39.578	29.063	234.7	10:07:12.273
8		1:41.192	30.402	39.988	30.802	237.3	10:07:43.329	8		1:58.103	38.080	48.075	31.948	232.2	10:09:10.376
9		1:39.582	30.295	39.860	29.427	234.7	10:09:22.911	9		1:38.597	29.917	39.775	28.905	234.7	10:10:48.973
10		1:39.717	30.187	40.093	29.437	234.7	10:11:02.628	10		2:04.711	36.198	54.955	33.558	233.7	10:12:53.684
11		1:49.952 P	30.720	40.772	38.460	237.8	10:12:52.580	11		1:38.697	29.984	39.669	29.044	234.7	10:14:32.381
12		10:41.048	9:17.416	49.080	34.552	170.6	10:23:33.628	12		1:51.395 P	29.845	39.473	42.077	233.2	10:16:23.776
13		1:47.845	32.847	42.978	32.020	232.7	10:25:21.473	13		8:19.267	6:54.166	49.321	35.780	153.4	10:24:43.043
14		2:06.479	33.849	44.047	48.583	208.0	10:27:27.952	14		1:57.867	36.349	47.881	33.637	203.7	10:26:40.910
15		1:43.124	30.301	39.784	33.039	238.9	10:29:11.076	15		1:55.681	34.680	46.318	34.683	209.7	10:28:36.591
16		1:40.306	29.899	39.529	30.878	237.3	10:30:51.382	16		1:37.826	29.946	39.167	28.713	235.8	10:30:14.417
17		1:38.761	29.933	39.758	29.070	237.8	10:32:30.143	17		1:59.508	35.718	51.840	31.950	236.8	10:32:13.925
18		1:57.794	32.724	44.889	40.181	236.8	10:34:27.937	18		1:38.013	29.747	39.441	28.825	234.2	10:33:51.938
19		1:39.815	30.477	40.190	29.148	238.4	10:36:07.752	19		1:57.261	36.735	48.888	31.638	236.3	10:35:49.199
20		1:38.922	29.983	39.754	29.185	235.8	10:37:46.674	20		1:38.154	29.785	39.405	28.964	235.8	10:37:27.353
21		1:38.713	29.840	39.722	29.151	235.8	10:39:25.387	21			34.114	39.451		192.1	
22			31.496	42.846		237.3									



Circuito de Barcelona

Formula Regional Championship by Alpine

Collective test 1

Lap Analysis

23

Enzo Deligny

Formula Alpine 28

Doriane Pin

Formula Alpine

Rookie

R-ACE GP

Rookie

IRON DAMES

Lap	D	Time	Sector 1	Sector 2	Sector 3	T. Spd	Elapsed	Lap	D	Time	Sector 1	Sector 2	Sector 3	T. Spd	Elapsed
1		9:50:51.597	9:49:28.935	50.278	32.384	159.7	9:50:51.597	1		9:52:09.300 P	9:50:33.428	49.464	46.408	155.3	9:52:09.300
2		1:48.439	32.953	44.891	30.595	210.1	9:52:40.036	2		5:11.971	3:54.897	44.923	32.151	169.5	9:57:21.271
3		1:49.871	36.124	42.612	31.135	204.5	9:54:29.907	3		1:50.800	33.239	43.672	33.889	221.7	9:59:12.071
4		1:40.269	30.659	40.139	29.471	231.2	9:56:10.176	4		1:49.435	33.032	42.740	33.663	191.1	10:01:01.506
5		1:47.461	31.330	46.231	29.900	232.7	9:57:57.637	5		1:40.856	30.697	40.505	29.654	235.8	10:02:42.362
6		1:39.904	30.401	40.024	29.479	234.7	9:59:37.541	6		1:40.309	30.149	40.128	30.032	237.8	10:04:22.671
7		1:39.708	30.177	40.051	29.480	233.7	10:01:17.249	7		1:52.256	33.826	44.228	34.202	236.8	10:06:14.927
8		1:49.726	35.871	44.099	29.756	202.6	10:03:06.975	8		1:39.653	30.255	40.060	29.338	236.3	10:07:54.580
9		1:39.735	30.360	39.950	29.425	233.7	10:04:46.710	9		1:46.822	33.199	43.847	29.776	237.3	10:09:41.402
10		1:39.531	30.214	39.950	29.367	235.2	10:06:26.241	10		1:39.595	30.352	40.049	29.194	235.2	10:11:20.997
11		1:50.242	35.858	44.008	30.376	205.7	10:08:16.483	11		1:48.001 P	30.679	40.381	36.941	236.8	10:13:08.998
12		1:39.667	30.233	39.959	29.475	232.7	10:09:56.150	12		10:39.228	9:19.900	46.235	33.093	159.2	10:23:48.226
13		1:50.623 P	30.649	40.414	39.560	233.7	10:11:46.773	13		1:48.754	33.990	43.554	31.210	219.0	10:25:36.980
14		12:20.162	11:06.820	42.458	30.884	171.7	10:24:06.935	14		1:52.737	32.993	42.869	36.875	219.0	10:27:29.717
15		1:42.884	32.030	40.449	30.405	213.0	10:25:49.819	15		1:45.571	29.980	39.374	36.217	237.8	10:29:15.288
16		1:51.866	34.378	41.571	35.917	214.2	10:27:41.685	16		1:38.158	29.713	39.412	29.033	238.9	10:30:53.446
17		1:38.253	29.832	39.262	29.159	233.2	10:29:19.938	17		1:48.420	33.630	44.102	30.688	239.4	10:32:41.866
18		1:44.262	33.428	41.405	29.429	235.8	10:31:04.200	18		1:40.662	29.862	39.515	31.285	235.8	10:34:22.528
19		1:42.989	29.825	39.526	33.638	236.8	10:32:47.189	19		1:56.797	34.394	47.476	34.927	241.0	10:36:19.325
20		1:40.185	29.834	39.319	31.032	235.8	10:34:27.374	20		1:38.558	29.898	39.433	29.227	236.3	10:37:57.883
21		1:46.756	33.300	42.299	31.157	237.3	10:36:14.130	21			31.355	42.956		240.5	
22		1:38.284	29.790	39.496	28.998	234.2	10:37:52.414	22							
23			30.554	41.863		237.3		23							

29

Nandhavud Bhirombhakdi

Formula Alpine

Rookie

KIC MOTORSPORT

27

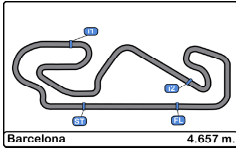
Edgar Pierre

Formula Alpine

Rookie

RPM

Lap	D	Time	Sector 1	Sector 2	Sector 3	T. Spd	Elapsed	Lap	D	Time	Sector 1	Sector 2	Sector 3	T. Spd	Elapsed
1		9:50:16.129	9:48:56.267	46.573	33.289	132.3	9:50:16.129	1		9:51:51.419	9:50:23.786	50.171	37.462	135.0	9:51:51.419
2		1:47.853	34.326	43.126	30.401	182.1	9:52:03.982	2		1:47.925	33.416	43.305	31.204	204.1	9:53:39.344
3		1:43.342	30.558	40.546	32.238	237.8	9:53:47.324	3		1:52.698	33.238	43.759	35.701	193.2	9:55:32.042
4		1:47.109	30.584	40.084	36.441	235.8	9:55:34.433	4		1:40.328	30.697	40.107	29.524	237.3	9:57:12.370
5		1:55.167	35.248	48.259	31.660	237.3	9:57:29.600	5		1:39.581	30.188	40.070	29.323	238.4	9:58:51.951
6		1:39.927	30.300	40.121	29.506	238.4	9:59:09.527	6		1:41.438	30.525	41.301	29.612	237.8	10:00:33.389
7		1:48.237	31.760	44.151	32.326	241.0	10:00:57.764	7		1:39.335	30.090	39.917	29.328	237.3	10:02:12.724
8		1:39.439	30.143	39.927	29.369	236.8	10:02:37.203	8		1:46.566	33.130	43.708	29.728	217.3	10:03:59.290
9		1:50.415 P	30.154	40.135	40.126	237.8	10:04:27.618	9		1:39.318	30.157	39.828	29.333	237.8	10:05:38.608
10		18:08.625	16:43.931	50.004	34.690	95.7	10:22:36.243	10		1:54.598 P	30.104	40.229	44.265	237.8	10:07:33.206
11		1:52.421	34.820	45.056	32.545	214.7	10:24:28.664	11		5:28.197	4:17.072	40.740	30.385	143.4	10:13:01.403
12		1:46.237	33.716	41.272	31.249	192.1	10:26:14.901	12		1:39.623	30.291	40.004	29.328	237.3	10:14:41.026
13		1:46.237	33.716	41.272	31.249	192.1	10:26:14.901	13		1:53.094 P	30.190	40.208	42.696	236.8	10:16:34.120
14		1:38.965	30.169	39.742	29.054	236.8	10:27:53.866	14		6:45.518	5:15.905	52.920	36.693	162.1	10:23:19.638
15		1:38.631	29.834	39.527	29.270	237.3	10:29:32.497	15		1:53.869	35.242	44.604	34.023	209.7	10:25:13.507
16		1:51.691	34.414	47.522	29.755	237.8	10:31:24.188	16		1:48.222	34.383	42.721	31.118	213.0	10:27:01.729
17		1:38.943	30.007	39.687	29.249	238.4	10:33:03.131	17		1:38.257	29.797	39.517	28.943	236.8	10:28:39.986
18		1:51.017	34.706	45.943	30.368	219.9	10:34:54.148	18		1:43.994	29.923	43.799	30.272	239.4	10:30:23.980
19		1:39.194	30.072	39.786	29.336	236.8	10:36:33.342	19		1:39.801	29.808	39.853	30.140	236.8	10:32:03.781
20			30.120	39.760		237.8		20		1:38.790	29.816	39.957	29.017	237.3	10:33:42.571
21								21		1:55.495	34.930	48.944	31.621	197.8	10:35:38.066
22								22		1:58.497 P	31.060	42.847	44.590	237.3	10:37:36.563



Circuito de Barcelona
Formula Regional Championship by Alpine
Collective test 1
Lap Analysis

33

Jett Bowling

Formula Alpine **44**

Théophile Naël

Formula Alpine

G4 RACING

SAINTELOC RACING

Lap	D	Time	Sector 1	Sector 2	Sector 3	T. Spd	Elapsed	Lap	D	Time	Sector 1	Sector 2	Sector 3	T. Spd	Elapsed
1		9:52:28.167 P	9:50:47.472	54.579	46.116	133.0	9:52:28.167	1		9:51:29.896	9:50:03.974	51.212	34.710	127.2	9:51:29.896
2		6:43.381	5:21.051	47.938	34.392	160.4	9:59:11.548	2		1:56.924	36.851	46.848	33.225	194.5	9:53:26.820
3		1:51.028	33.979	44.843	32.206	231.2	10:01:02.576	3		1:53.395	34.546	46.611	32.238	226.8	9:55:20.215
4		1:49.805	33.084	44.542	32.179	234.2	10:02:52.381	4		1:39.782	30.615	39.970	29.197	236.3	9:56:59.997
5		1:43.947	31.457	41.964	30.526	232.2	10:04:36.328	5		2:01.237	36.970	52.645	31.622	177.6	9:59:01.234
6		1:42.657	31.044	40.943	30.670	231.7	10:06:18.985	6		1:39.248	30.097	39.852	29.299	236.3	10:00:40.482
7		1:42.126	30.978	41.158	29.990	237.8	10:08:01.111	7		1:50.293	34.950	45.696	29.647	208.0	10:02:30.775
8		1:41.266	30.661	40.632	29.973	235.8	10:09:42.377	8		1:39.274	30.056	39.912	29.306	236.3	10:04:10.049
9		1:40.929	30.434	40.723	29.772	236.3	10:11:23.306	9		1:55.288 P	34.141	45.013	36.134	238.9	10:06:05.337
10		1:40.608	30.491	40.483	29.634	234.7	10:13:03.914	10		16:56.960	15:31.575	50.819	34.566	131.8	10:23:02.297
11		1:40.744	30.535	40.363	29.846	233.2	10:14:44.658	11		1:51.359	35.289	44.464	31.606	144.0	10:24:53.656
12		1:40.506	30.444	40.358	29.704	234.7	10:16:25.164	12		1:51.315	34.220	42.072	35.023	142.2	10:26:44.971
13		1:40.110	30.334	40.081	29.695	234.7	10:18:05.274	13		1:38.270	29.913	39.454	28.903	236.8	10:28:23.241
14		1:48.223 P	30.520	40.623	37.080	233.2	10:19:53.497	14		1:38.184	29.841	39.441	28.902	238.4	10:30:01.425
15		11:15.696	10:01.750	43.349	30.597	165.1	10:31:09.193	15		1:54.917	35.550	47.904	31.463	229.2	10:31:56.342
16		1:44.304	32.408	41.825	30.071	234.7	10:32:53.497	16		1:38.297	29.902	39.479	28.916	236.3	10:33:34.639
17		1:40.227	30.319	40.367	29.541	236.3	10:34:33.724	17		1:54.175	36.007	46.160	32.008	232.7	10:35:28.814
18		1:43.063	30.522	40.857	31.684	235.8	10:36:16.787	18		1:38.220	29.849	39.463	28.908	240.0	10:37:07.034
19		1:40.675	30.295	40.604	29.776	235.8	10:37:57.462	19			30.547	49.381		238.4	
20		1:40.405	30.248	40.463	29.694	237.8	10:39:37.867								
21			34.903	47.671		214.7									

47

Nikhil Bohra

Formula Alpine

MP MOTORSPORT

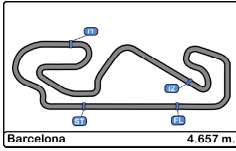
43

Enzo Scionti

Formula Alpine

KIC MOTORSPORT

Lap	D	Time	Sector 1	Sector 2	Sector 3	T. Spd	Elapsed	Lap	D	Time	Sector 1	Sector 2	Sector 3	T. Spd	Elapsed
1		9:52:36.386 P	9:50:47.715	56.497	52.174	112.1	9:52:36.386	1		9:51:26.653	9:50:01.044	50.029	35.580	116.1	9:51:26.653
2		11:46.857	10:06.396	1:01.110	39.351	133.6	10:04:23.243	2		1:59.806	37.009	48.158	34.639	201.8	9:53:26.459
3		1:54.924	35.738	45.236	33.950	214.2	10:06:18.167	3		1:52.303	34.214	44.286	33.803	227.3	9:55:18.762
4		1:44.102	32.775	41.089	30.238	231.2	10:08:02.269	4		1:40.009	30.443	40.065	29.501	235.8	9:56:58.771
5		1:40.589	30.646	40.085	29.858	238.4	10:09:42.858	5		1:39.972	30.366	40.100	29.506	233.7	9:58:38.743
6		1:52.967	31.565	47.091	34.311	241.0	10:11:35.825	6		2:05.255	39.392	51.166	34.697	229.2	10:00:43.998
7		1:39.953	30.276	40.286	29.391	239.4	10:13:15.778	7		1:40.212	30.403	40.253	29.556	236.3	10:02:24.210
8		1:39.846	30.225	40.205	29.416	238.9	10:14:55.624	8		1:56.252	38.491	45.839	31.922	225.0	10:04:20.462
9		1:52.735 P	30.710	40.902	41.123	236.3	10:16:48.359	9		1:40.011	30.241	40.226	29.544	236.3	10:06:00.473
10		7:58.620	6:32.404	50.216	36.000	142.1	10:24:46.979	10		1:49.523 P	30.448	40.466	38.609	235.8	10:07:49.996
11		1:54.992	34.684	46.466	33.842	227.8	10:26:41.971	11		15:04.429	13:41.073	49.496	33.860	127.2	10:22:54.425
12		1:56.151	34.521	46.332	35.298	224.0	10:28:38.122	12		1:50.943	36.336	43.422	31.185	203.3	10:24:45.368
13		1:40.260	30.405	40.073	29.782	237.8	10:30:18.382	13		1:44.009	33.530	41.393	29.086	210.5	10:26:29.377
14		1:39.821	30.470	40.084	29.267	234.2	10:31:58.203	14		1:38.350	29.713	39.536	29.101	236.3	10:28:07.727
15		1:52.537	33.929	46.741	31.867	240.0	10:33:50.740	15		1:55.194	29.708	53.183	32.303	237.8	10:30:02.921
16		1:39.270	30.195	40.002	29.073	237.3	10:35:30.010	16		1:39.567	29.967	39.801	29.799	235.8	10:31:42.488
17		1:39.359	30.280	39.738	29.341	237.8	10:37:09.369	17		2:06.916	38.455	54.659	33.802	177.0	10:33:49.404
18			31.723	47.707		236.3		18		1:38.680	29.932	39.814	28.934	235.2	10:35:28.084
19								19		1:49.785 P	32.457	40.328	37.000	221.3	10:37:17.869



Circuito de Barcelona

Formula Regional Championship by Alpine

Collective test 1

Lap Analysis

55

Valerio Rinicella

Formula Alpine 66

Ruiqi Liu

Formula Alpine

Rookie

MP MOTORSPORT

TRIDENT

Lap	D	Time	Sector 1	Sector 2	Sector 3	T. Spd	Elapsed	Lap	D	Time	Sector 1	Sector 2	Sector 3	T. Spd	Elapsed
1		9:51:23.395	9:49:59.053	48.580	35.762	119.2	9:51:23.395	1		9:51:59.099 P	9:50:21.369	51.326	46.404	144.7	9:51:59.099
2		2:00.285	37.074	48.124	35.087	215.1	9:53:23.680	2		7:29.388	6:01.750	50.334	37.304	149.3	9:59:28.487
3		1:49.652	34.623	43.692	31.337	217.7	9:55:13.332	3		1:57.107	36.062	46.888	34.157	222.2	10:01:25.594
4		1:49.810	32.420	42.647	34.743	234.2	9:57:03.142	4		1:47.017	32.288	44.772	29.957	236.8	10:03:12.611
5		1:39.631	30.286	39.998	29.347	236.3	9:58:42.773	5		1:39.355	30.218	40.018	29.119	237.8	10:04:51.966
6		1:59.554	36.608	47.640	35.306	235.2	10:00:42.327	6		1:38.960	30.070	39.839	29.051	238.9	10:06:30.926
7		1:39.690	30.548	39.953	29.189	237.3	10:02:22.017	7		1:51.865	35.774	45.334	30.757	234.2	10:08:22.791
8		1:56.515	36.437	47.590	32.488	217.7	10:04:18.532	8		1:38.958	30.223	39.629	29.106	236.8	10:10:01.749
9		1:39.161	30.196	39.849	29.116	236.3	10:05:57.693	9		1:49.273	36.266	43.335	29.672	210.9	10:11:51.022
10		1:39.213	30.005	39.875	29.333	237.3	10:07:36.906	10		1:38.500	29.851	39.691	28.958	240.0	10:13:29.522
11		1:45.550 P	30.174	40.173	35.203	237.3	10:09:22.456	11		1:48.051 P	30.113	39.997	37.941	237.8	10:15:17.573
12		13:17.131	11:57.065	46.865	33.201	138.4	10:22:39.587	12		8:29.942	7:09.784	46.465	33.693	152.1	10:23:47.515
13		1:50.808	34.601	44.520	31.687	205.7	10:24:30.395	13		1:47.870	33.776	42.579	31.515	234.7	10:25:35.385
14		1:45.515	32.784	42.671	30.060	212.5	10:26:15.910	14		1:50.751	32.777	43.374	34.600	236.3	10:27:26.136
15		1:41.924	30.521	40.749	30.654	238.4	10:27:57.834	15		1:43.305	30.279	39.569	33.457	238.4	10:29:09.441
16		1:38.025	29.572	39.352	29.101	235.8	10:29:35.859	16		1:43.374	29.628	39.212	34.534	240.0	10:30:52.815
17		1:53.977	36.345	43.446	34.186	212.1	10:31:29.836	17		1:56.991	36.587	43.809	36.595	207.6	10:32:49.806
18		1:38.233	29.760	39.448	29.025	237.3	10:33:08.069	18		1:40.527	29.769	39.565	31.193	237.8	10:34:30.333
19		1:51.262	36.288	45.698	29.276	209.3	10:34:59.331	19		1:54.690	33.495	46.558	34.637	238.9	10:36:25.023
20		1:44.398 P	29.828	39.561	35.009	235.8	10:36:43.729	20		1:38.001	30.014	39.253	28.734	236.8	10:38:03.024
21								21			30.233	40.628		238.9	

57

Noah Strømsted

Formula Alpine

74

Enzo Peugeot

Formula Alpine

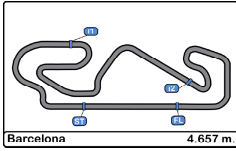
Rookie

RPM

Rookie

SAINTELOC RACING

Lap	D	Time	Sector 1	Sector 2	Sector 3	T. Spd	Elapsed	Lap	D	Time	Sector 1	Sector 2	Sector 3	T. Spd	Elapsed
1		9:50:13.520	9:48:52.955	47.315	33.250	109.4	9:50:13.520	1		9:51:38.174	9:50:12.103	50.257	35.814	136.3	9:51:38.174
2		1:49.058	34.981	42.816	31.261	192.1	9:52:02.578	2		1:54.971	35.870	45.977	33.124	226.8	9:53:33.145
3		1:52.752	32.520	43.886	36.346	235.2	9:53:55.330	3		1:55.656	33.671	46.248	35.737	228.3	9:55:28.801
4		1:41.785	30.204	39.758	31.823	238.4	9:55:37.115	4		1:41.101	30.723	40.557	29.821	234.2	9:57:09.902
5		1:50.281	32.325	46.688	31.268	243.2	9:57:27.396	5		1:58.633	34.783	49.676	34.174	218.1	9:59:08.535
6		1:39.515	30.388	39.805	29.322	237.3	9:59:06.911	6		1:39.592	30.354	39.882	29.356	235.8	10:00:48.127
7		1:56.677 P	32.845	44.363	39.469	240.0	10:01:03.588	7		1:39.847	30.288	40.109	29.450	237.8	10:02:27.974
8		5:14.985	3:56.278	47.735	30.972	134.3	10:06:18.573	8		1:58.394	35.249	48.559	34.586	219.5	10:04:26.368
9		1:38.998	30.146	39.750	29.102	238.4	10:07:57.571	9		1:39.427	30.327	39.824	29.276	236.3	10:06:05.795
10		1:38.874	29.994	39.810	29.070	237.3	10:09:36.445	10		1:53.995	35.455	48.243	30.297	225.9	10:07:59.790
11		1:39.237	30.086	39.760	29.391	237.3	10:13:14.416	11		1:38.882	30.028	39.723	29.131	235.2	10:09:38.672
12		1:53.701 P	36.471	40.096	37.134	182.7	10:15:08.117	12		1:48.955 P	30.141	39.928	38.886	236.8	10:11:27.627
13		8:11.186	6:50.240	46.320	34.626	144.7	10:23:19.303	13		11:39.169	10:13.576	50.470	35.123	151.4	10:23:06.796
14		1:52.855	33.424	45.465	33.966	212.5	10:25:12.158	14		1:54.025	35.827	45.122	33.076	190.4	10:25:00.821
15		1:44.749	32.603	42.065	30.081	227.3	10:26:56.907	15		1:47.401	32.792	42.604	32.005	231.2	10:26:48.222
16		1:37.537	29.593	39.289	28.655	237.8	10:28:34.444	16		1:38.129	29.899	39.374	28.856	236.3	10:28:26.351
17		1:37.482	29.552	39.168	28.762	238.9	10:30:11.926	17		1:37.657	29.769	39.164	28.724	237.3	10:30:04.008
18		2:04.671	36.395	54.998	33.278	214.7	10:32:16.597	18		1:53.649	34.322	47.274	32.053	223.6	10:31:57.657
19		1:37.969	29.737	39.411	28.821	236.8	10:33:54.566	19		1:37.767	29.740	39.261	28.766	237.3	10:33:35.424
20		1:50.819	35.127	43.886	31.806	237.3	10:35:45.385	20		1:51.591	35.650	44.140	31.801	221.7	10:35:27.015
21		1:53.055 P	29.780	39.693	43.582	236.8	10:37:38.440	21		1:38.178	29.967	39.494	28.717	236.3	10:37:05.193
22								22			34.717	47.633		234.2	



Circuito de Barcelona

Formula Regional Championship by Alpine

Collective test 1

Lap Analysis

89

Ivan Domingues

Formula Alpine 96

Yaroslav Veselaho

Formula Alpine

Rookie

VAN AMERSFOORT RACING

ART GRAND PRIX

Lap	D	Time	Sector 1	Sector 2	Sector 3	T. Spd	Elapsed	Lap	D	Time	Sector 1	Sector 2	Sector 3	T. Spd	Elapsed
1		9:51:09.231	9:49:21.177	1:00.669	47.385	122.1	9:51:09.231	1		9:51:46.373 P	9:50:10.123	51.242	45.008	129.1	9:51:46.373
2		2:34.484 P	45.411	57.642	51.431	191.8	9:53:43.715	2		4:51.835	3:34.555	44.879	32.401	162.8	9:56:38.208
3		6:37.321	5:06.708	53.551	37.062	119.2	10:00:21.036	3		1:48.688	35.048	42.959	30.681	208.4	9:58:26.896
4		1:58.620	37.161	47.244	34.215	201.1	10:02:19.656	4		1:46.124	34.308	42.061	29.755	204.1	10:00:13.020
5		1:48.797	33.340	44.115	31.342	225.4	10:04:08.453	5		1:41.265	30.659	40.582	30.024	234.7	10:01:54.285
6		1:39.827	30.739	40.122	28.966	233.2	10:05:48.280	6		1:40.308	30.545	40.272	29.491	235.2	10:03:34.593
7		1:39.244	30.180	39.849	29.215	233.7	10:07:27.524	7		2:01.500	34.619	49.314	37.567	235.2	10:05:36.093
8		2:00.738	37.485	53.992	29.261	233.7	10:09:28.262	8		1:40.383	30.601	40.468	29.314	237.8	10:07:16.476
9		1:38.698	30.062	39.663	28.973	234.7	10:11:06.960	9		2:08.470	36.801	54.311	37.358	162.8	10:09:24.946
10		1:53.191	35.166	48.484	29.541	237.8	10:13:00.151	10		1:40.849	30.611	40.599	29.639	235.8	10:11:05.795
11		1:38.786	29.964	39.694	29.128	234.7	10:14:38.937	11		1:51.694 P	30.556	40.453	40.685	236.3	10:12:57.489
12		1:51.103 P	31.400	39.989	39.714	233.7	10:16:30.040	12		10:36.804	9:19.615	44.139	33.050	166.1	10:23:34.293
13		8:06.774	6:39.140	51.394	36.240	152.9	10:24:36.814	13		1:50.902	33.914	45.600	31.388	216.0	10:25:25.195
14		1:57.455	36.954	47.086	33.415	194.5	10:26:34.269	14		2:06.898	35.055	45.893	45.950	197.4	10:27:32.093
15		1:46.488	33.179	42.876	30.433	228.8	10:28:20.757	15		1:39.684	30.487	39.933	29.264	237.3	10:29:11.777
16		1:38.030	29.838	39.431	28.761	234.2	10:29:58.787	16		2:04.630	44.573	45.152	34.905	192.1	10:31:16.407
17		1:37.888	29.572	39.373	28.943	235.8	10:31:36.675	17		1:39.347	30.261	39.932	29.154	237.3	10:32:55.754
18		2:10.248	40.512	55.108	34.628	235.2	10:33:46.923	18		1:59.554	36.533	51.573	31.448	235.8	10:34:55.308
19		1:38.091	29.845	39.520	28.726	234.2	10:35:25.014	19		1:39.520	30.333	40.026	29.161	238.4	10:36:34.828
20		2:01.876	37.193	55.215	29.468	235.2	10:37:26.890	20			31.678	41.195		236.8	
21		1:45.632	29.794	39.454	36.384	234.7	10:39:12.522								
22			41.126	41.644		181.5									

99

Giovanni Maschio

Formula Alpine

RPM

95

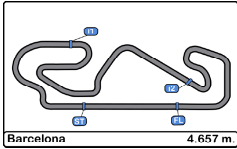
Evan Giltaire

Formula Alpine

Rookie

ART GRAND PRIX

Lap	D	Time	Sector 1	Sector 2	Sector 3	T. Spd	Elapsed	Lap	D	Time	Sector 1	Sector 2	Sector 3	T. Spd	Elapsed
1		9:51:47.837 P	9:50:14.066	49.203	44.568	142.6	9:51:47.837	1		9:50:26.439	9:49:06.190	47.233	33.016	166.1	9:50:26.439
2		4:30.142	3:08.617	47.422	34.103	171.7	9:56:17.979	2		1:49.748	34.008	43.324	32.416	202.2	9:52:16.187
3		1:51.857	34.937	44.512	32.408	204.5	9:58:09.836	3		1:40.514	30.634	40.422	29.458	237.8	9:53:56.701
4		1:50.484	35.123	43.162	32.199	208.4	10:00:00.320	4		1:42.329	30.316	40.245	31.768	241.0	9:55:39.030
5		1:39.688	30.036	40.272	29.380	236.3	10:01:40.008	5		1:56.046	36.294	49.598	30.154	233.2	9:57:35.076
6		1:38.695	29.923	39.651	29.121	236.3	10:03:18.703	6		1:45.928	30.359	40.335	35.234	238.9	9:59:21.004
7		1:54.645	34.918	47.129	32.598	236.8	10:05:13.348	7		1:49.662	29.951	40.428	39.283	238.9	10:01:10.666
8		1:39.088	29.906	40.020	29.162	238.4	10:06:52.436	8		1:39.814	30.255	40.141	29.418	237.3	10:02:50.480
9		1:51.641	35.023	45.716	30.902	236.8	10:08:44.077	9		1:39.662	30.145	40.074	29.443	237.3	10:04:30.142
10		1:38.925	29.925	39.818	29.182	237.8	10:10:23.002	10		1:59.049 P	37.591	42.696	38.762	238.9	10:06:29.191
11		1:45.515 P	30.009	39.878	35.628	236.3	10:12:08.517	11		13:54.676	12:29.619	50.066	34.991	102.8	10:20:23.867
12		11:24.467	10:00.939	49.061	34.467	166.4	10:23:32.984	12		1:46.208	33.847	42.454	29.907	197.8	10:22:10.075
13		1:50.592	34.729	43.626	32.237	217.7	10:25:23.576	13		1:51.978	30.877	43.861	37.240	225.4	10:24:02.053
14		2:00.583	36.171	45.617	38.795	179.7	10:27:24.159	14		1:48.711	29.861	39.670	39.180	236.8	10:25:50.764
15		1:42.518	30.001	39.567	32.950	237.8	10:29:06.677	15		1:39.836	30.079	39.712	30.045	238.4	10:27:30.600
16		1:38.301	29.802	39.400	29.099	237.3	10:30:44.978	16		2:04.891	35.583	57.540	31.768	242.6	10:29:35.491
17		1:53.299	33.843	47.910	31.546	216.8	10:32:38.277	17		1:39.529	29.910	39.592	30.027	240.5	10:31:15.020
18		1:47.727	29.689	39.855	38.183	237.3	10:34:26.004	18		2:13.226 P	37.911	56.722	38.593	238.9	10:33:28.246
19		1:38.347	29.903	39.525	28.919	238.4	10:36:04.351	19		2:47.359	1:32.612	42.532	32.215	170.6	10:36:15.605
20		1:50.267	34.012	46.404	29.851	237.8	10:37:54.618	20		1:39.653	30.284	39.794	29.575	236.8	10:37:55.258
21		1:38.483	29.533	39.600	29.350	237.8	10:39:33.101	21			30.305	39.852		241.6	
22			31.194	42.421		236.3									



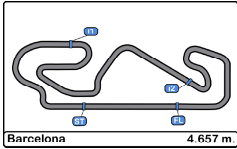
Circuito de Barcelona

Formula Regional Championship by Alpine

Collective test 1

Best Sectors Results

Sector - 1			Sector - 2			Sector - 3			Ideal Lap vs Best Lap						
Clas	Nº	Driver	Time	Nº	Driver	Time	Nº	Driver	Time	Clas	Nº	Driver	Ideal Lap	Best Lap	Clas
1	5	Rafael Camara	29.414	5	Rafael Camara	38.884	4	Roman Bilinski	28.585	1	5	Rafael Camara	1:36.923	1:37.088	1
2	8	Tuukka Taponen	29.456	15	Brando Badoer	38.928	5	Rafael Camara	28.625	2	15	Brando Badoer	1:37.062	1:37.162	2
3	13	James Wharton	29.456	8	Tuukka Taponen	39.089	15	Brando Badoer	28.639	3	8	Tuukka Taponen	1:37.275	1:37.369	3
4	15	Brando Badoer	29.495	13	James Wharton	39.143	57	Noah Strømsted	28.655	4	13	James Wharton	1:37.334	1:37.445	4
5	95	Evan Giltaire	29.533	2	Matteo De Palo	39.152	22	Pedro Clerot	28.713	5	4	Roman Bilinski	1:37.338	1:37.542	6
6	57	Noah Strømsted	29.552	74	Enzo Peugeot	39.164	74	Enzo Peugeot	28.717	6	57	Noah Strømsted	1:37.375	1:37.482	5
7	89	Ivan Domingues	29.572	22	Pedro Clerot	39.167	89	Ivan Domingues	28.726	7	2	Matteo De Palo	1:37.505	1:37.580	7
8	55	Valerio Rinicella	29.572	57	Noah Strømsted	39.168	8	Tuukka Taponen	28.730	8	66	Ruiqi Liu	1:37.574	1:38.001	14
9	4	Roman Bilinski	29.582	4	Roman Bilinski	39.171	66	Ruiqi Liu	28.734	9	10	Alessandro Giusti	1:37.595	1:37.732	10
10	2	Matteo De Palo	29.602	10	Alessandro Giusti	39.172	13	James Wharton	28.735	10	16	Romain Andriolo	1:37.619	1:38.084	16
11	3	Ugo Ugochukwu	29.612	20	Zachary David	39.185	16	Romain Andriolo	28.743	11	74	Enzo Peugeot	1:37.621	1:37.657	8
12	66	Ruiqi Liu	29.628	3	Ugo Ugochukwu	39.186	2	Matteo De Palo	28.751	12	22	Pedro Clerot	1:37.627	1:37.826	12
13	16	Romain Andriolo	29.630	66	Ruiqi Liu	39.212	10	Alessandro Giusti	28.776	13	3	Ugo Ugochukwu	1:37.629	1:37.778	11
14	9	Kanato Le	29.637	16	Romain Andriolo	39.246	20	Zachary David	28.778	14	89	Ivan Domingues	1:37.671	1:37.888	13
15	10	Alessandro Giusti	29.647	23	Enzo Deligny	39.262	3	Ugo Ugochukwu	28.831	15	20	Zachary David	1:37.688	1:37.688	9
16	11	Nikita Bedrin	29.658	55	Valerio Rinicella	39.352	11	Nikita Bedrin	28.892	16	95	Evan Giltaire	1:37.852	1:38.301	23
17	47	Nikhil Bohra	29.708	89	Ivan Domingues	39.373	44	Théophile Naël	28.902	17	55	Valerio Rinicella	1:37.949	1:38.025	15
18	28	Doriane Pin	29.713	28	Doriane Pin	39.374	95	Evan Giltaire	28.919	18	9	Kanato Le	1:38.032	1:38.110	17
19	20	Zachary David	29.725	95	Evan Giltaire	39.400	47	Nikhil Bohra	28.934	19	23	Enzo Deligny	1:38.050	1:38.253	21
20	74	Enzo Peugeot	29.740	44	Théophile Naël	39.441	9	Kanato Le	28.941	20	11	Nikita Bedrin	1:38.118	1:38.118	18
21	22	Pedro Clerot	29.747	9	Kanato Le	39.454	29	Nandhavud Bhirombhakdi	28.943	21	28	Doriane Pin	1:38.120	1:38.158	19
22	23	Enzo Deligny	29.790	29	Nandhavud Bhirombhakdi	39.517	23	Enzo Deligny	28.998	22	47	Nikhil Bohra	1:38.178	1:38.350	24
23	29	Nandhavud Bhirombhakdi	29.797	27	Edgar Pierre	39.527	55	Valerio Rinicella	29.025	23	44	Théophile Naël	1:38.184	1:38.184	20
24	27	Edgar Pierre	29.834	19	Marta Garcia	39.529	28	Doriane Pin	29.033	24	29	Nandhavud ...	1:38.257	1:38.257	22
25	19	Marta Garcia	29.840	47	Nikhil Bohra	39.536	27	Edgar Pierre	29.054	25	27	Edgar Pierre	1:38.415	1:38.631	25
26	44	Théophile Naël	29.841	11	Nikita Bedrin	39.568	19	Marta Garcia	29.070	26	19	Marta Garcia	1:38.439	1:38.713	26
27	99	Giovanni Maschio	29.861	99	Giovanni Maschio	39.592	43	Enzo Scionti	29.073	27	99	Giovanni Maschio	1:38.871	1:39.529	29
28	43	Enzo Scionti	30.195	43	Enzo Scionti	39.738	96	Yaroslav Veselaho	29.154	28	43	Enzo Scionti	1:39.006	1:39.270	27
29	6	Hoang Dat Sawyer	30.228	96	Yaroslav Veselaho	39.932	6	Hoang Dat Sawyer	29.390	29	96	Yaroslav Veselaho	1:39.347	1:39.347	28
30	33	Jett Bowling	30.248	6	Hoang Dat Sawyer	39.988	99	Giovanni Maschio	29.418	30	6	Hoang Dat Sawyer	1:39.606	1:39.801	30
31	96	Yaroslav Veselaho	30.261	33	Jett Bowling	40.081	33	Jett Bowling	29.541	31	33	Jett Bowling	1:39.870	1:40.110	31
32	7	Nicola Lacorte	9:05.380	7	Nicola Lacorte	51.564	7	Nicola Lacorte	48.338	32	7	Nicola Lacorte	Transpo	Transpo	32



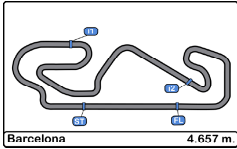
Circuito de Barcelona

Formula Regional Championship by Alpine

Collective test 1

Best 5 Lap Times

Cls	N°	Driver	Nat	Cat	Cls	Team	Nat	Vehicle	Best 1		Best 2		Best 3		Best 4		Best 5	
									Time	Lap	Time	Lap	Time	Lap	Time	Lap	Time	Lap
1	5	Rafael Camara	BRA			PREMA RACING	ITA	Formula Alpine	1:37.088	16	1:37.170	18	1:38.338	9	1:38.375	6	1:38.386	11
2	15	Brando Badoer	ITA			VAN AMERSFOORT	NLD	Formula Alpine	1:37.162	15	1:37.267	17	1:37.945	19	1:38.292	8	1:38.536	10
3	8	Tuukka Taponen	FIN			R-ACE GP	FRA	Formula Alpine	1:37.369	19	1:37.523	17	1:37.669	21	1:38.603	6	1:38.768	10
4	13	James Wharton	AUS			PREMA RACING	ITA	Formula Alpine	1:37.445	22	1:37.530	20	1:37.709	18	1:38.523	11	1:38.921	6
5	57	Noah Strømsted	DNK	R	1	RPM	ITA	Formula Alpine	1:37.482	18	1:37.537	17	1:37.969	20	1:38.874	10	1:38.998	9
6	4	Roman Bilinski	GBR			TRIDENT	ITA	Formula Alpine	1:37.542	15	1:37.553	19	1:38.611	7	1:38.662	9	1:38.739	17
7	2	Matteo De Palo	ITA	R	2	SAINTELOC RACING	FRA	Formula Alpine	1:37.580	16	1:37.620	17	1:37.775	19	1:38.846	11	1:38.949	10
8	74	Enzo Peugeot	FRA	R	3	SAINTELOC RACING	FRA	Formula Alpine	1:37.657	17	1:37.767	19	1:38.129	16	1:38.178	21	1:38.882	11
9	20	Zachary David	MAL			R-ACE GP	FRA	Formula Alpine	1:37.688	18	1:37.902	20	1:38.076	17	1:38.430	22	1:38.659	10
10	10	Alessandro Giusti	FRA			ART GRAND PRIX	FRA	Formula Alpine	1:37.732	15	1:37.780	19	1:37.907	17	1:38.667	8	1:38.678	10
11	3	Ugo Ugochukwu	USA			PREMA RACING	ITA	Formula Alpine	1:37.778	15	1:37.927	14	1:38.155	17	1:38.887	6	1:39.171	8
12	22	Pedro Clerot	BRA	R	4	VAN AMERSFOORT	NLD	Formula Alpine	1:37.826	16	1:38.013	18	1:38.154	20	1:38.597	9	1:38.697	11
13	89	Ivan Domingues	PRT	R	5	VAN AMERSFOORT	NLD	Formula Alpine	1:37.888	17	1:38.030	16	1:38.091	19	1:38.698	9	1:38.786	11
14	66	Ruiqi Liu	CHN			TRIDENT	ITA	Formula Alpine	1:38.001	20	1:38.500	10	1:38.958	8	1:38.960	6	1:39.355	5
15	55	Valerio Rinicella	ITA	R	6	MP MOTORSPORT	NLD	Formula Alpine	1:38.025	16	1:38.233	18	1:39.161	9	1:39.213	10	1:39.631	5
16	16	Romain Andriolo	FRA	R	7	G4 RACING	CHE	Formula Alpine	1:38.084	15	1:38.344	20	1:38.581	8	1:38.721	10	1:39.028	7
17	9	Kanato Le	GBR	R	8	G4 RACING	CHE	Formula Alpine	1:38.110	14	1:38.268	16	1:38.461	13	1:38.670	18	1:38.867	5
18	11	Nikita Bedrin	ITA			MP MOTORSPORT	NLD	Formula Alpine	1:38.118	14	1:38.812	16	1:38.937	18	1:39.411	7	1:39.464	9
19	28	Doriane Pin	FRA	R	9	IRON DAMES	ITA	Formula Alpine	1:38.158	16	1:38.558	20	1:39.595	10	1:39.653	8	1:40.309	6
20	44	Théophile Naël	FRA			SAINTELOC RACING	FRA	Formula Alpine	1:38.184	14	1:38.220	18	1:38.270	13	1:38.297	16	1:39.248	6
21	23	Enzo Deligny	FRA	R	10	R-ACE GP	FRA	Formula Alpine	1:38.253	17	1:38.284	22	1:39.531	10	1:39.667	12	1:39.708	7
22	29	Nandhavud Bhirombhakdi	THA	R	11	KIC MOTORSPORT	FIN	Formula Alpine	1:38.257	17	1:38.790	20	1:39.318	9	1:39.335	7	1:39.581	5
23	95	Evan Giltaire	FRA	R	12	ART GRAND PRIX	FRA	Formula Alpine	1:38.301	16	1:38.347	19	1:38.483	21	1:38.695	6	1:38.925	10
24	47	Nikhil Bohra	IND			MP MOTORSPORT	NLD	Formula Alpine	1:38.350	14	1:38.680	18	1:39.567	16	1:39.972	5	1:40.009	4
25	27	Edgar Pierre	FRA	R	13	RPM	ITA	Formula Alpine	1:38.631	14	1:38.943	16	1:38.965	13	1:39.194	18	1:39.439	8
26	19	Marta Garcia	ESP			IRON DAMES	ITA	Formula Alpine	1:38.713	21	1:38.761	17	1:38.922	20	1:39.582	9	1:39.717	10
27	43	Enzo Scionti	ITA			KIC MOTORSPORT	FIN	Formula Alpine	1:39.270	16	1:39.359	17	1:39.821	14	1:39.846	8	1:39.953	7
28	96	Yaroslav Veselaho	CZE			ART GRAND PRIX	FRA	Formula Alpine	1:39.347	17	1:39.520	19	1:39.684	15	1:40.308	6	1:40.383	8
29	99	Giovanni Maschio	ITA			RPM	ITA	Formula Alpine	1:39.529	17	1:39.653	20	1:39.662	9	1:39.814	8	1:39.836	15
30	6	Hoang Dat Sawyer	VNM	R	14	KIC MOTORSPORT	FIN	Formula Alpine	1:39.801	11	1:39.957	10	1:40.013	7	1:40.150	13	1:40.212	8
31	33	Jett Bowling	USA			G4 RACING	CHE	Formula Alpine	1:40.110	13	1:40.227	17	1:40.405	20	1:40.506	12	1:40.608	10
32	7	Nicola Lacorte	ITA	R	15	TRIDENT	ITA	Formula Alpine	13:03.52	2								



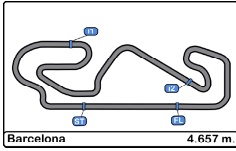
Circuito de Barcelona

Formula Regional Championship by Alpine

Collective test 1

Best 5 Top Speeds

Clas	Nº	Driver	Nat	Cat	Cls	Team	Nat	Vehicle	Top 1		Top 2		Top 3		Top 4		Top 5		Avg
									Km/h	Lap	Km/h	Lap	Km/h	Lap	Km/h	Lap	Km/h	Lap	
1	57	Noah Strømsted		R	1	RPM		Formula Alpine	243.2	5	240.0	7	238.9	18	238.4	4	238.4	9	239.8
2	99	Giovanni Maschio				RPM		Formula Alpine	242.6	16	241.6	21	241.0	4	240.5	17	238.9	6	240.9
3	5	Rafael Camara				PREMA RACING		Formula Alpine	242.1	18	240.5	20	240.0	6	240.0	17	239.4	5	240.4
4	27	Edgar Pierre		R	2	RPM		Formula Alpine	241.0	7	238.4	6	238.4	16	237.8	3	237.8	9	238.7
5	28	Doriane Pin		R	3	IRON DAMES		Formula Alpine	241.0	19	240.5	21	239.4	17	238.9	16	237.8	6	239.5
6	43	Enzo Scionti				KIC MOTORSPORT		Formula Alpine	241.0	6	240.0	15	239.4	7	238.9	8	238.4	5	239.5
7	2	Matteo De Palo		R	4	SAINTELOC RACING		Formula Alpine	240.5	7	238.9	20	238.9	21	238.4	17	237.8	19	238.9
8	16	Romain Andriolo		R	5	G4 RACING		Formula Alpine	240.5	7	238.9	16	237.8	21	237.3	15	237.3	18	238.4
9	10	Alessandro Giusti				ART GRAND PRIX		Formula Alpine	240.0	19	239.4	16	238.9	17	238.9	20	238.4	5	239.1
10	44	Théophile Naël				SAINTELOC RACING		Formula Alpine	240.0	18	238.9	9	238.4	14	238.4	19	236.8	13	238.5
11	66	Ruiqi Liu				TRIDENT		Formula Alpine	240.0	10	240.0	16	238.9	6	238.9	19	238.9	21	239.3
12	4	Roman Bilinski				TRIDENT		Formula Alpine	239.4	16	238.4	5	238.4	8	238.4	14	238.4	20	238.6
13	13	James Wharton				PREMA RACING		Formula Alpine	239.4	18	239.4	21	238.9	22	238.4	11	238.4	17	238.9
14	29	Nandhavud Bhirombhakdi		R	6	KIC MOTORSPORT		Formula Alpine	239.4	18	238.4	5	237.8	6	237.8	9	237.8	10	238.3
15	6	Hoang Dat Sawyer		R	7	KIC MOTORSPORT		Formula Alpine	238.9	6	238.9	7	238.4	8	238.4	14	238.4	24	238.6
16	8	Tuukka Taponen				R-ACE GP		Formula Alpine	238.9	10	238.9	19	238.4	22	237.8	8	237.8	12	238.4
17	19	Marta Garcia				IRON DAMES		Formula Alpine	238.9	7	238.9	15	238.4	19	237.8	11	237.8	17	238.4
18	20	Zachary David				R-ACE GP		Formula Alpine	238.9	13	238.4	11	237.8	8	237.3	10	236.8	6	237.8
19	3	Ugo Ugochukwu				PREMA RACING		Formula Alpine	238.4	15	237.3	14	237.3	17	236.8	5	236.8	8	237.3
20	9	Kanato Le		R	8	G4 RACING		Formula Alpine	238.4	14	238.4	18	237.8	13	237.3	6	236.8	7	237.7
21	55	Valerio Rinicella		R	9	MP MOTORSPORT		Formula Alpine	238.4	15	237.3	7	237.3	10	237.3	11	237.3	18	237.5
22	95	Evan Giltaire		R	10	ART GRAND PRIX		Formula Alpine	238.4	8	238.4	19	237.8	10	237.8	15	237.8	20	238.0
23	96	Yaroslav Veselaho				ART GRAND PRIX		Formula Alpine	238.4	19	237.8	8	237.3	15	237.3	17	236.8	20	237.5
24	11	Nikita Bedrin				MP MOTORSPORT		Formula Alpine	237.8	10	237.8	15	237.3	9	236.3	14	235.8	8	237.0
25	33	Jett Bowling				G4 RACING		Formula Alpine	237.8	7	237.8	20	236.3	9	236.3	17	235.8	8	236.8
26	47	Nikhil Bohra				MP MOTORSPORT		Formula Alpine	237.8	15	236.3	7	236.3	9	236.3	14	235.8	4	236.5
27	74	Enzo Peugeot		R	11	SAINTELOC RACING		Formula Alpine	237.8	7	237.3	17	237.3	19	236.8	12	236.3	9	237.1
28	89	Ivan Domingues		R	12	VAN AMERSFOORT RACING		Formula Alpine	237.8	10	235.8	17	235.2	18	235.2	20	234.7	9	235.8
29	23	Enzo Deligny		R	13	R-ACE GP		Formula Alpine	237.3	21	237.3	23	236.8	19	235.8	18	235.8	20	236.6
30	22	Pedro Clerot		R	14	VAN AMERSFOORT RACING		Formula Alpine	236.8	17	236.3	19	235.8	16	235.8	20	234.7	7	235.9
31	15	Brando Badoer				VAN AMERSFOORT RACING		Formula Alpine	235.8	16	235.8	17	235.8	20	235.2	19	234.2	10	235.3
32	7	Nicola Lacorte		R	15	TRIDENT		Formula Alpine	157.4	1	141.9	2							149.6

























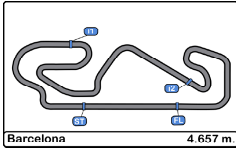
Circuito de Barcelona

Formula Regional Championship by Alpine

Collective test 1

Fastest Laps Sequence

Lap	Time of Day	Session Time	Nº Driver	Nat	Cat	Team	Nat	Vehicle	Time	Km/h
2	9:52:02.578	4:02.578	57 Noah Strømsted	 DNK	R	RPM	 ITA	Formula Alpine	1:49.058	153.7
2	9:52:03.982	4:03.982	27 Edgar Pierre	 FRA	R	RPM	 ITA	Formula Alpine	1:47.853	155.4
3	9:53:47.324	5:47.324	27 Edgar Pierre	 FRA	R	RPM	 ITA	Formula Alpine	1:43.342	162.2
3	9:53:56.701	5:56.701	99 Giovanni Maschio	 ITA		RPM	 ITA	Formula Alpine	1:40.514	166.7
4	9:56:02.376	8:02.376	8 Tuukka Taponen	 FIN		R-ACE GP	 FRA	Formula Alpine	1:39.141	169.1
5	9:57:54.394	9:54.394	20 Zachary David	 MLT		R-ACE GP	 FRA	Formula Alpine	1:38.795	169.6
6	9:59:28.674	11:28.674	8 Tuukka Taponen	 FIN		R-ACE GP	 FRA	Formula Alpine	1:38.603	170.0
6	10:03:56.674	15:56.674	5 Rafael Camara	 BRA		PREMA RACING	 ITA	Formula Alpine	1:38.375	170.4
8	10:09:03.550	21:03.550	15 Brando Badoer	 ITA		VAN AMERSFOORT	 NLD	Formula Alpine	1:38.292	170.5
17	10:27:47.826	39:47.826	8 Tuukka Taponen	 FIN		R-ACE GP	 FRA	Formula Alpine	1:37.523	171.9
16	10:28:45.036	40:45.036	5 Rafael Camara	 BRA		PREMA RACING	 ITA	Formula Alpine	1:37.088	172.6



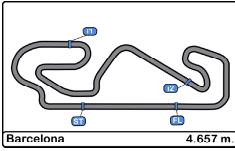
Circuito de Barcelona

Formula Regional Championship by Alpine

Collective test 1

Event Best Maximum Speed

N°	Driver	Nat	Cat	Clas	Team	Nat	Vehicle	Km/h	Session
57	Noah Strømsted		DNK	R 1	RPM		Formula Alpine	243.2	Collective test 1
99	Giovanni Maschio		ITA		RPM		Formula Alpine	242.6	Collective test 1
5	Rafael Camara		BRA		PREMA RACING		Formula Alpine	242.1	Collective test 1
27	Edgar Pierre		FRA	R 2	RPM		Formula Alpine	241.0	Collective test 1
43	Enzo Scionti		ITA		KIC MOTORSPORT		Formula Alpine	241.0	Collective test 1
28	Doriane Pin		FRA	R 3	IRON DAMES		Formula Alpine	241.0	Collective test 1
2	Matteo De Palo		ITA	R 4	SAINTELOC RACING		Formula Alpine	240.5	Collective test 1
16	Romain Andriolo		FRA	R 5	G4 RACING		Formula Alpine	240.5	Collective test 1
66	Ruiqi Liu		CHN		TRIDENT		Formula Alpine	240.0	Collective test 1
10	Alessandro Giusti		FRA		ART GRAND PRIX		Formula Alpine	240.0	Collective test 1
44	Théophile Naël		FRA		SAINTELOC RACING		Formula Alpine	240.0	Collective test 1
29	Nandhavud Bhirombhakdi		THA	R 6	KIC MOTORSPORT		Formula Alpine	239.4	Collective test 1
4	Roman Bilinski		GBR		TRIDENT		Formula Alpine	239.4	Collective test 1
13	James Wharton		AUS		PREMA RACING		Formula Alpine	239.4	Collective test 1
6	Hoang Dat Sawyer		VNM	R 7	KIC MOTORSPORT		Formula Alpine	238.9	Collective test 1
19	Marta Garcia		ESP		IRON DAMES		Formula Alpine	238.9	Collective test 1
20	Zachary David		MLT		R-ACE GP		Formula Alpine	238.9	Collective test 1
8	Tuukka Taponen		FIN		R-ACE GP		Formula Alpine	238.9	Collective test 1
55	Valerio Rinicella		ITA	R 8	MP MOTORSPORT		Formula Alpine	238.4	Collective test 1
3	Ugo Ugochukwu		USA		PREMA RACING		Formula Alpine	238.4	Collective test 1
9	Kanato Le		GBR	R 9	G4 RACING		Formula Alpine	238.4	Collective test 1
95	Evan Giltaire		FRA	R 10	ART GRAND PRIX		Formula Alpine	238.4	Collective test 1
96	Yaroslav Veselaho		UKR		ART GRAND PRIX		Formula Alpine	238.4	Collective test 1
74	Enzo Peugeot		FRA	R 11	SAINTELOC RACING		Formula Alpine	237.8	Collective test 1
89	Ivan Domingues		PRT	R 12	VAN AMERSFOORT		Formula Alpine	237.8	Collective test 1
11	Nikita Bedrin		ITA		MP MOTORSPORT		Formula Alpine	237.8	Collective test 1
47	Nikhil Bohra		IND		MP MOTORSPORT		Formula Alpine	237.8	Collective test 1
33	Jett Bowling		USA		G4 RACING		Formula Alpine	237.8	Collective test 1
23	Enzo Deligny		FRA	R 13	R-ACE GP		Formula Alpine	237.3	Collective test 1
22	Pedro Clerot		BRA	R 14	VAN AMERSFOORT		Formula Alpine	236.8	Collective test 1
15	Brando Badoer		ITA		VAN AMERSFOORT		Formula Alpine	235.8	Collective test 1
7	Nicola Lacorte		ITA	R 15	TRIDENT		Formula Alpine	157.4	Collective test 1



Circuito de Barcelona

Formula Regional Championship by Alpine

Collective test 1

Pit Stop Analysis

2 Matteo De Palo Formula Alpine
Rookie SAINTELOC RACING

N°	In Day Time	In Time	Out Time	Pit Time	T. Pit Time	Handicap	Diff.
1	10:11:16.129	10:11:16.129	10:20:52.858	9:36.729	9:36.729		

3 Ugo Ugochukwu Formula Alpine
PREMA RACING

N°	In Day Time	In Time	Out Time	Pit Time	T. Pit Time	Handicap	Diff.
1	9:51:15.497	9:51:15.497	9:54:30.386	3:14.889	3:14.889		
2	10:11:20.172	10:11:20.172	10:20:29.196	9:09.024	12:23.913		

4 Roman Bilinski Formula Alpine
TRIDENT

N°	In Day Time	In Time	Out Time	Pit Time	T. Pit Time	Handicap	Diff.
1	9:51:52.003	9:51:52.003	9:57:35.991	5:43.988	5:43.988		
2	10:13:29.980	10:13:29.980	10:21:44.117	8:14.137	13:58.125		

5 Rafael Camara Formula Alpine
PREMA RACING

N°	In Day Time	In Time	Out Time	Pit Time	T. Pit Time	Handicap	Diff.
1	9:51:18.088	9:51:18.088	9:54:55.569	3:37.481	3:37.481		
2	10:14:38.515	10:14:38.515	10:21:20.635	6:42.120	10:19.601		

6 Hoang Dat Sawyer Formula Alpine
Rookie KIC MOTORSPORT

N°	In Day Time	In Time	Out Time	Pit Time	T. Pit Time	Handicap	Diff.
1	10:16:38.630	10:16:38.630	10:20:11.700	3:33.070	3:33.070		

7 Nicola Lacorte Formula Alpine
Rookie TRIDENT

N°	In Day Time	In Time	Out Time	Pit Time	T. Pit Time	Handicap	Diff.
1	9:51:57.818	9:51:57.818	10:00:13.174	8:15.356	8:15.356		

8 Tuukka Taponen Formula Alpine
R-ACE GP

N°	In Day Time	In Time	Out Time	Pit Time	T. Pit Time	Handicap	Diff.
1	10:11:57.347	10:11:57.347	10:20:36.520	8:39.173	8:39.173		

9 Kanato Le Formula Alpine
Rookie G4 RACING

N°	In Day Time	In Time	Out Time	Pit Time	T. Pit Time	Handicap	Diff.
1	10:17:06.074	10:17:06.074	10:22:01.525	4:55.451	4:55.451		

10 Alessandro Giusti Formula Alpine
ART GRAND PRIX

N°	In Day Time	In Time	Out Time	Pit Time	T. Pit Time	Handicap	Diff.
1	9:51:38.693	9:51:38.693	9:54:14.392	2:35.699	2:35.699		
2	10:12:02.648	10:12:02.648	10:21:27.880	9:25.232	12:00.931		

11 Nikita Bedrin Formula Alpine
MP MOTORSPORT

N°	In Day Time	In Time	Out Time	Pit Time	T. Pit Time	Handicap	Diff.
1	10:07:37.451	10:07:37.451	10:20:45.480	13:08.029	13:08.029		

13 James Wharton Formula Alpine
PREMA RACING

N°	In Day Time	In Time	Out Time	Pit Time	T. Pit Time	Handicap	Diff.
1	9:51:20.389	9:51:20.389	9:55:08.368	3:47.979	3:47.979		
2	10:14:31.549	10:14:31.549	10:21:24.043	6:52.494	10:40.473		

15 Brando Badoer Formula Alpine
VAN AMERSFOORT RACING

N°	In Day Time	In Time	Out Time	Pit Time	T. Pit Time	Handicap	Diff.
1	9:51:10.288	9:51:10.288	9:55:55.425	4:45.137	4:45.137		
2	10:14:21.384	10:14:21.384	10:21:04.094	6:42.710	11:27.847		

16 Romain Andriolo Formula Alpine
Rookie G4 RACING

N°	In Day Time	In Time	Out Time	Pit Time	T. Pit Time	Handicap	Diff.
1	9:52:27.788	9:52:27.788	9:56:47.678	4:19.890	4:19.890		
2	10:14:23.438	10:14:23.438	10:21:55.760	7:32.322	11:52.212		

19 Marta Garcia Formula Alpine
IRON DAMES

N°	In Day Time	In Time	Out Time	Pit Time	T. Pit Time	Handicap	Diff.
1	9:52:03.956	9:52:03.956	9:55:20.888	3:16.932	3:16.932		
2	10:12:48.690	10:12:48.690	10:21:34.369	8:45.679	12:02.611		

20 Zachary David Formula Alpine
R-ACE GP

N°	In Day Time	In Time	Out Time	Pit Time	T. Pit Time	Handicap	Diff.
1	10:11:56.527	10:11:56.527	10:21:09.399	9:12.872	9:12.872		

22 Pedro Clerot Formula Alpine
Rookie VAN AMERSFOORT RACING

N°	In Day Time	In Time	Out Time	Pit Time	T. Pit Time	Handicap	Diff.
1	9:53:24.343	9:53:24.343	9:57:27.956	4:03.613	4:03.613		
2	10:16:19.279	10:16:19.279	10:22:37.260	6:17.981	10:21.594		

23 Enzo Deligny Formula Alpine
Rookie R-ACE GP

N°	In Day Time	In Time	Out Time	Pit Time	T. Pit Time	Handicap	Diff.
1	10:11:42.981	10:11:42.981	10:22:20.564	10:37.583	10:37.583		

27 Edgar Pierre Formula Alpine
Rookie RPM

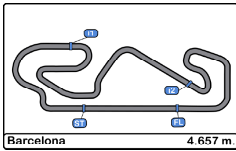
N°	In Day Time	In Time	Out Time	Pit Time	T. Pit Time	Handicap	Diff.
1	10:04:23.726	10:04:23.726	10:20:21.178	15:57.452	15:57.452		

28 Doriane Pin Formula Alpine
Rookie IRON DAMES

N°	In Day Time	In Time	Out Time	Pit Time	T. Pit Time	Handicap	Diff.
1	9:52:04.839	9:52:04.839	9:55:28.509	3:23.670	3:23.670		
2	10:13:04.277	10:13:04.277	10:21:51.232	8:46.955	12:10.625		

29 Nandhavud Bhirombhakdi Formula Alpine
Rookie KIC MOTORSPORT

N°	In Day Time	In Time	Out Time	Pit Time	T. Pit Time	Handicap	Diff.
1	10:07:28.536	10:07:28.536	10:10:41.697	3:13.161	3:13.161		
2	10:16:29.337	10:16:29.337	10:21:11.893	4:42.556	7:55.717		



Circuito de Barcelona

Formula Regional Championship by Alpine

Collective test 1

Pit Stop Analysis

33

Jett Bowling

Formula Alpine

G4 RACING

N°	In Day Time	In Time	Out Time	Pit Time	T. Pit Time	Handicap	Diff.
1	9:52:23.755	9:52:23.755	9:57:11.187	4:47.432	4:47.432		
2	10:19:49.265	10:19:49.265	10:29:18.375	9:29.110	14:16.542		

43

Enzo Scionti

Formula Alpine

KIC MOTORSPORT

N°	In Day Time	In Time	Out Time	Pit Time	T. Pit Time	Handicap	Diff.
1	9:52:31.326	9:52:31.326	10:01:59.460	9:28.134	9:28.134		
2	10:16:44.275	10:16:44.275	10:22:38.680	5:54.405	15:22.539		

44

Théophile Naël

Formula Alpine

SAINTELOC RACING

N°	In Day Time	In Time	Out Time	Pit Time	T. Pit Time	Handicap	Diff.
1	10:06:01.560	10:06:01.560	10:20:54.763	14:53.203	14:53.203		

47

Nikhil Bohra

Formula Alpine

MP MOTORSPORT

N°	In Day Time	In Time	Out Time	Pit Time	T. Pit Time	Handicap	Diff.
1	10:07:46.087	10:07:46.087	10:20:46.578	13:00.491	13:00.491		

55

Valerio Rinicella

Formula Alpine

Rookie

MP MOTORSPORT

N°	In Day Time	In Time	Out Time	Pit Time	T. Pit Time	Handicap	Diff.
1	10:09:18.568	10:09:18.568	10:20:38.668	11:20.100	11:20.100		

57

Noah Strømsted

Formula Alpine

Rookie

RPM

N°	In Day Time	In Time	Out Time	Pit Time	T. Pit Time	Handicap	Diff.
1	10:00:59.637	10:00:59.637	10:04:25.888	3:26.251	3:26.251		
2	10:15:04.179	10:15:04.179	10:21:16.874	6:12.695	9:38.946		

66

Ruiqi Liu

Formula Alpine

TRIDENT

N°	In Day Time	In Time	Out Time	Pit Time	T. Pit Time	Handicap	Diff.
1	9:51:54.988	9:51:54.988	9:57:19.351	5:24.363	5:24.363		
2	10:15:13.691	10:15:13.691	10:21:48.684	6:34.993	11:59.356		

74

Enzo Peugeot

Formula Alpine

Rookie

SAINTELOC RACING

N°	In Day Time	In Time	Out Time	Pit Time	T. Pit Time	Handicap	Diff.
1	10:11:23.368	10:11:23.368	10:21:01.729	9:38.361	9:38.361		

89

Ivan Domingues

Formula Alpine

Rookie

VAN AMERSFOORT RACING

N°	In Day Time	In Time	Out Time	Pit Time	T. Pit Time	Handicap	Diff.
1	9:53:39.320	9:53:39.320	9:58:04.993	4:25.673	4:25.673		
2	10:16:25.659	10:16:25.659	10:22:29.534	6:03.875	10:29.548		

95

Evan Giltaire

Formula Alpine

Rookie

ART GRAND PRIX

N°	In Day Time	In Time	Out Time	Pit Time	T. Pit Time	Handicap	Diff.
1	9:51:44.030	9:51:44.030	9:54:20.589	2:36.559	2:36.559		
2	10:12:04.766	10:12:04.766	10:21:30.418	9:25.652	12:02.211		

96

Yaroslav Veselaho

Formula Alpine

ART GRAND PRIX

N°	In Day Time	In Time	Out Time	Pit Time	T. Pit Time	Handicap	Diff.
1	9:51:42.521	9:51:42.521	9:54:44.611	3:02.090	3:02.090		
2	10:12:53.683	10:12:53.683	10:21:41.333	8:47.650	11:49.740		

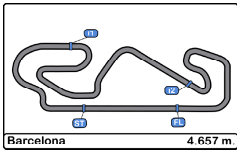
99

Giovanni Maschio

Formula Alpine

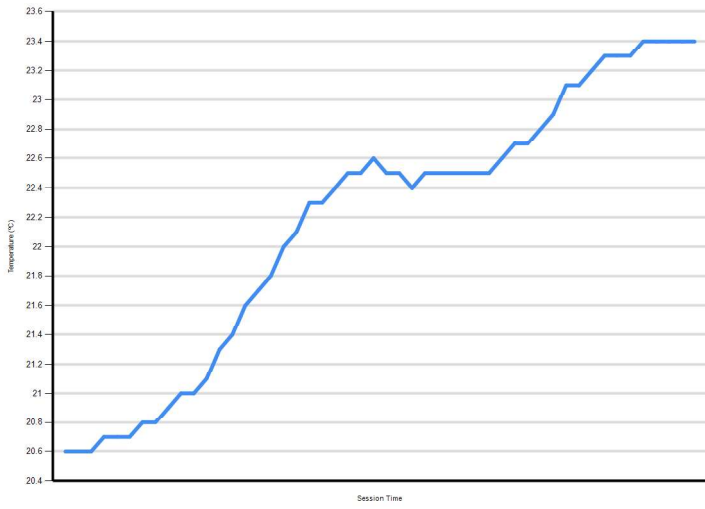
RPM

N°	In Day Time	In Time	Out Time	Pit Time	T. Pit Time	Handicap	Diff.
1	10:06:25.180	10:06:25.180	10:18:13.081	11:47.901	11:47.901		
2	10:33:24.461	10:33:24.461	10:34:27.553	1:03.092	12:50.993		

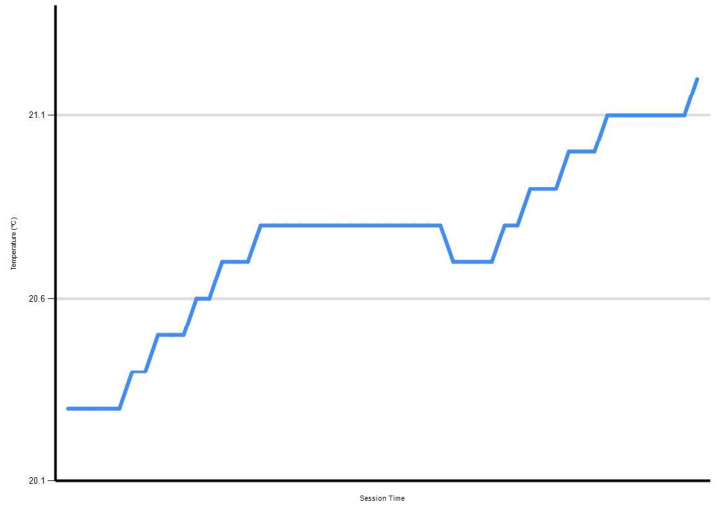


Circuito de Barcelona
Formula Regional Championship by Alpine
Collective test 1
Weather Report

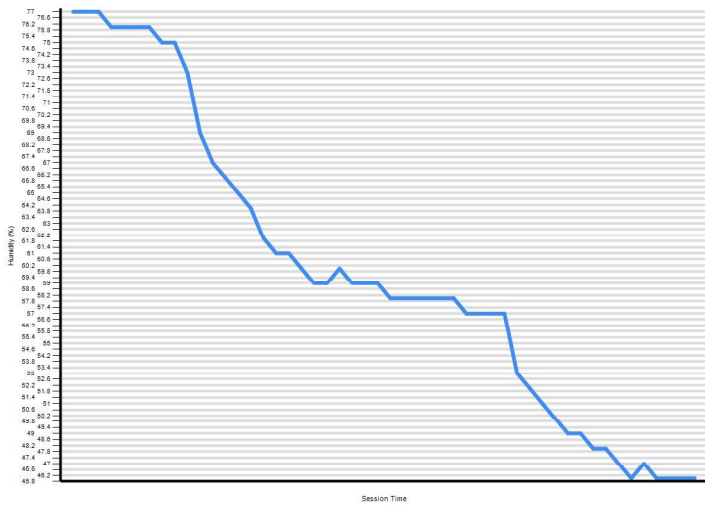
Air Temperature




Track Temperature



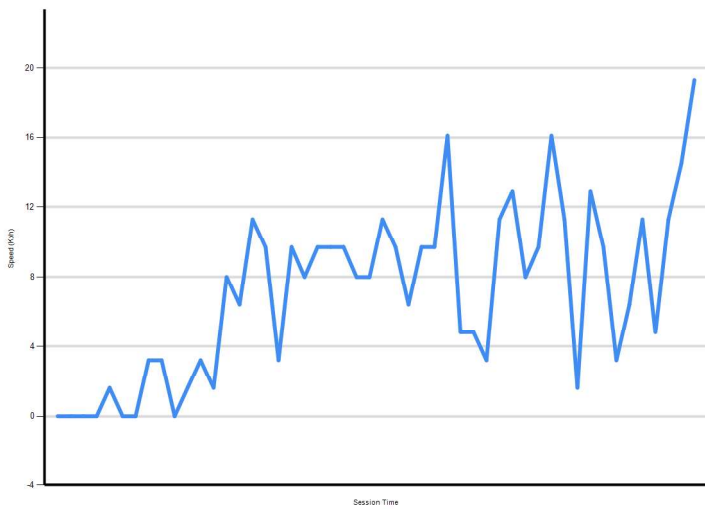
Humidity



Pressure



Wind Speed



Wind direction

